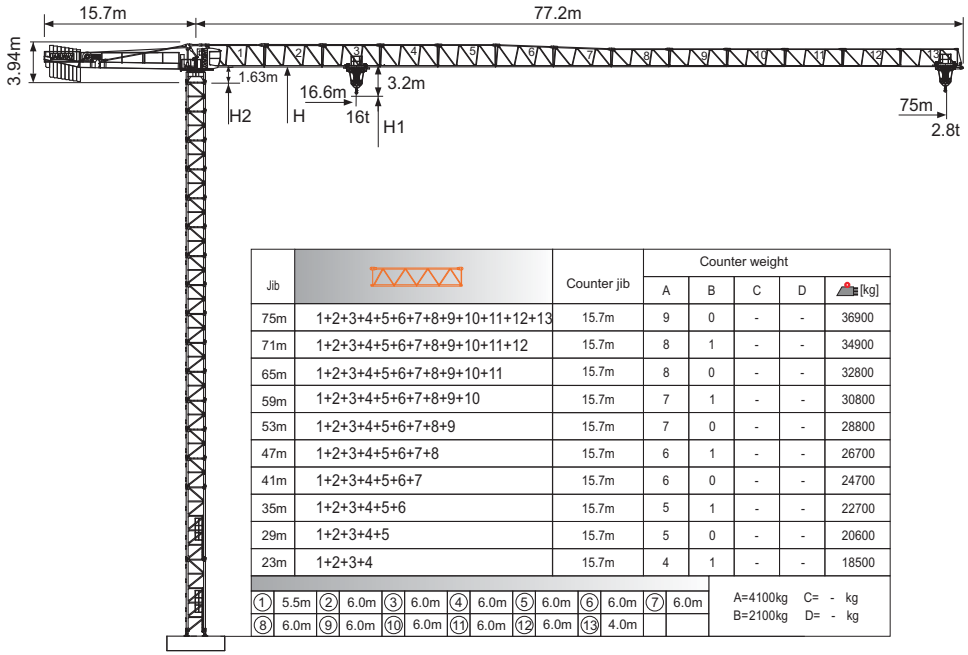

Jib		Counter jib	Counter weight A	B	C	D	[kg]
75m	1+2+3+4+5+6+7+8+9+10+11+12+13	15.7m	9	0	-	-	36900
71m	1+2+3+4+5+6+7+8+9+10+11+12	15.7m	8	1	-	-	34900
65m	1+2+3+4+5+6+7+8+9+10+11	15.7m	8	0	-	-	32800
59m	1+2+3+4+5+6+7+8+9+10	15.7m	7	1	-	-	30800
53m	1+2+3+4+5+6+7+8+9	15.7m	7	0	-	-	28800
47m	1+2+3+4+5+6+7+8	15.7m	6	1	-	-	26700
41m	1+2+3+4+5+6+7	15.7m	6	0	-	-	24700
35m	1+2+3+4+5+6	15.7m	5	1	-	-	22700
29m	1+2+3+4+5	15.7m	5	0	-	-	20600
23m	1+2+3+4	15.7m	4	1	-	-	18500

① 5.5m ② 6.0m ③ 6.0m ④ 6.0m ⑤ 6.0m ⑥ 6.0m ⑦ 6.0m
⑧ 6.0m ⑨ 6.0m ⑩ 6.0m ⑪ 6.0m ⑫ 6.0m ⑬ 4.0m

A=4100kg C= - kg
B=2100kg D= - kg

Jib root hinge height

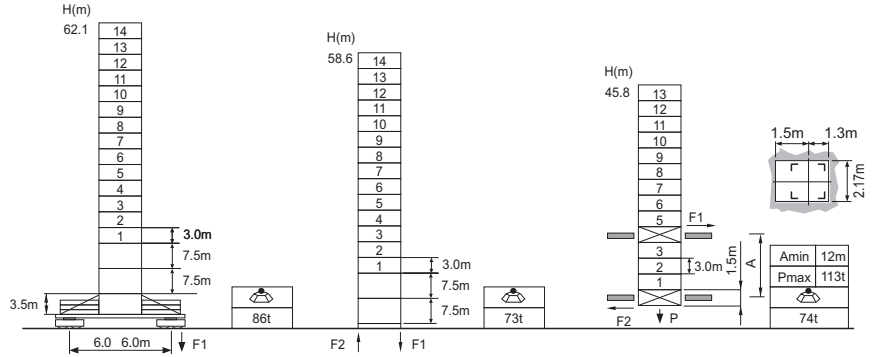

L68B2 ☑2.0m	H	Jib root hinge height (not include the fixing angle)
	H1	Height under hook: H1 = [H - 3.2m]
	H2	Tower body height: H2 = [H - 1.63m]

Total weight of free standing height (excludes counter weight and ballast)
Total weight of counter weight
Please consult with us in case higher freestanding height needed.

F Reactions

Please refer to the user manual for reaction force

Load diagrams

R	falls	R(C$_{MAX}$)	C$_{MAX}$	m	14	17	20	23	26	29	32	35	38	41	44	47	50	53	56	59	62	65	68	71	73	75
75m		3.3~31.8	8	t	8.0	8.0	8.0	8.0	8.0	8.0	7.96	7.19	6.54	5.99	5.51	5.09	4.72	4.40	4.11	3.85	3.61	3.39	3.20	3.02	2.91	2.80
		3.3~16.6	16	t	16.0	15.61	13.06	11.19	9.74	8.60	7.66	6.89	6.24	5.69	5.21	4.79	4.42	4.10	4.81	3.55	3.31	3.09	2.90	2.72	2.61	2.50
71m		3.3~35.1	8	t	8.0	8.0	8.0	8.0	8.0	8.0	8.0	8.0	7.32	6.71	6.18	5.72	5.31	4.95	4.63	4.35	4.08	3.85	3.63	3.44		
		3.3~18.3	16	t	16.0	16.0	14.54	12.47	10.88	9.61	8.59	7.74	7.02	6.41	5.88	5.42	5.01	4.65	4.33	4.05	3.78	3.55	3.33	3.14		
65m		3.3~36.5	8	t	8.0	8.0	8.0	8.0	8.0	8.0	8.0	8.0	7.65	7.01	6.46	5.99	5.56	5.19	4.86	4.56	4.29	4.04				
		3.3~19.0	16	t	16.0	16.0	15.16	13.01	11.36	10.04	8.98	8.09	7.35	6.71	6.16	5.69	5.26	4.89	4.56	4.26	3.99	3.74				
59m		3.3~37.9	8	t	8.0	8.0	8.0	8.0	8.0	8.0	8.0	8.0	7.98	7.32	6.75	6.25	5.81	5.43	5.08	4.77						
		3.3~19.7	16	t	16.0	16.0	15.79	13.56	11.84	10.47	9.37	8.45	7.68	7.02	6.45	5.95	5.51	5.13	4.78	4.47						
53m		3.3~39.2	8	t	8.0	8.0	8.0	8.0	8.0	8.0	8.0	8.0	8.0	7.62	7.03	6.52	6.06	5.66								
		3.3~20.4	16	t	16.0	16.0	16.0	14.10	12.32	10.91	9.76	8.81	8.01	7.32	6.73	6.22	5.76	5.36								
47m		3.3~40.6	8	t	8.0	8.0	8.0	8.0	8.0	8.0	8.0	8.0	8.0	7.93	7.32	6.78										
		3.3~21.2	16	t	16.0	16.0	16.0	14.64	12.80	11.34	10.15	9.16	8.34	7.63	7.02	6.48										
41m		3.3~41.0	8	t	8.0	8.0	8.0	8.0	8.0	8.0	8.0	8.0	8.0	8.0												
		3.3~21.9	16	t	16.0	16.0	16.0	15.19	13.28	11.77	10.54	9.52	8.66	7.93												
35m		3.3~35.0	8	t	8.0	8.0	8.0	8.0	8.0	8.0	8.0	8.0														
		3.3~22.6	16	t	16.0	16.0	16.0	15.73	13.76	12.2	10.93	9.88														
29m		3.3~29.0	8	t	8.0	8.0	8.0	8.0	8.0	8.0																
		3.3~22.6	16	t	16.0	16.0	16.0	15.73	13.76	12.2																
23m		3.3~23.0	8	t	8.0	8.0	8.0	8.0																		
		3.3~22.6	16	t	16.0	16.0	16.0	15.73																		

Anchorages

An[m]	A1	A2	A3	A4	A5	A6	A7	A8	A9	A10
	46.5	76.5	103.5	130.5	157.5	184.5	211.5	-	-	-
H2 [m]	87.0	114.0	141.0	168.0	195.0	222.0	249.0 ※	-	-	-

※ Over this height please contact us

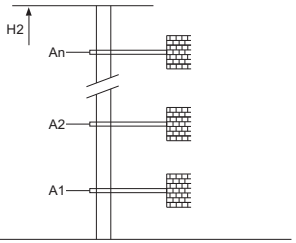

Mechanisms

	75LVF40KW	m/min	45	90	55KW	750m >750m※
		t	6	3		
		m/min	22.5	40		
		t	12	6		
	DVF	m/min	0~65		5.5kW	
	RVF145	rpm	0~0.8		2x7.5kW	
	380V 50Hz(±5%) 380V 60Hz(±5%) 440V 60Hz(±5%)		90kVA		kVA	

※ Please consult us △ Option