JTT160 J8

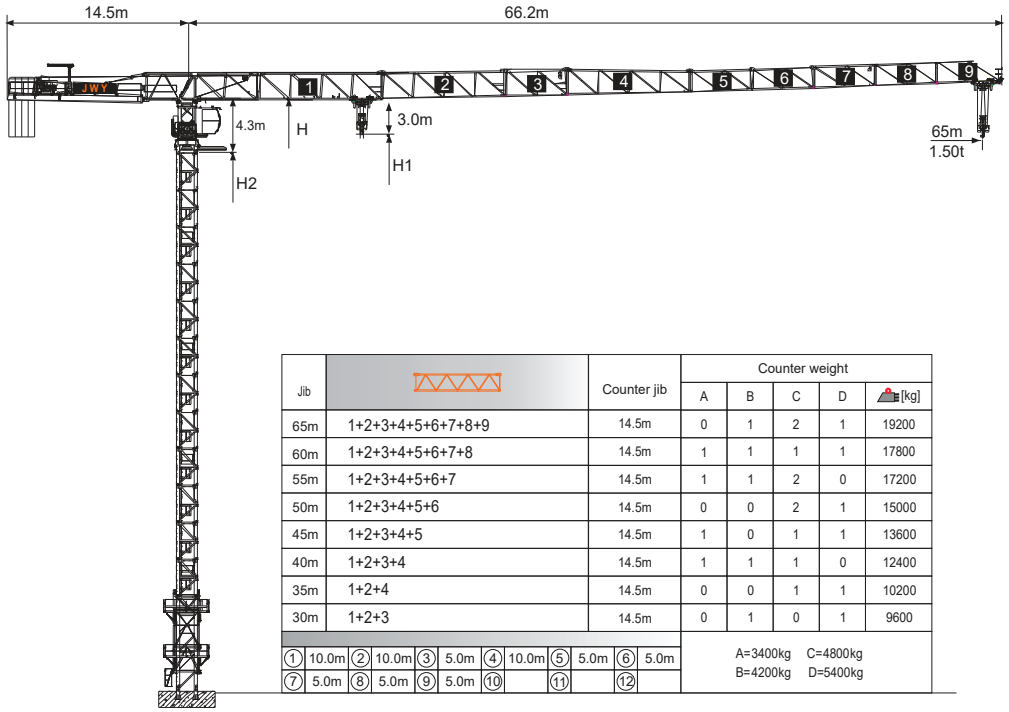

Jib		Counter jib	Counter weight A	B	C	D	[kg]
65m	1+2+3+4+5+6+7+8+9	14.5m	0	1	2	1	19200
60m	1+2+3+4+5+6+7+8	14.5m	1	1	1	1	17800
55m	1+2+3+4+5+6+7	14.5m	1	1	2	0	17200
50m	1+2+3+4+5+6	14.5m	0	0	2	1	15000
45m	1+2+3+4+5	14.5m	1	0	1	1	13600
40m	1+2+3+4	14.5m	1	1	1	0	12400
35m	1+2+4	14.5m	0	0	1	1	10200
30m	1+2+3	14.5m	0	1	0	1	9600

① 10.0m ② 10.0m ③ 5.0m ④ 10.0m ⑤ 5.0m ⑥ 5.0m
⑦ 5.0m ⑧ 5.0m ⑨ 5.0m ⑩ ⑪ ⑫

A=3400kg C=4800kg
B=4200kg D=5400kg

Jib root hinge height

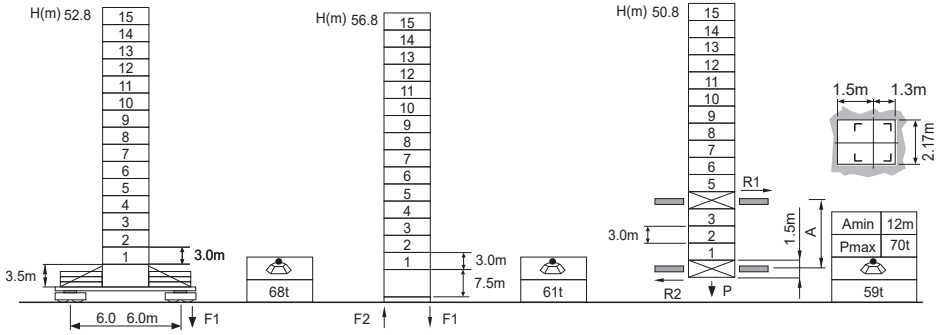

L68B2 ⊿2.0m		
	H	Jib root hinge height (not include the fixing angle)
	H1	Height under hook: H1 = [H - 3.0m]
	H2	Tower body height: H2 = [H - 4.3m]

Total weight of free standing height (excludes counter weight and ballast)
Total weight of counter weight
Please consult with us in case higher freestanding height needed.

F Reactions
Please refer to the user manual for reaction force

Load diagrams

R	falls	R(C$_{MAX}$)	C$_{MAX}$	m	15	17	20	22	25	27	30	32	35	37	40	42	45	47	50	52	55	57	60	62	65
65m		3.0~30.2	4	t	4.0	4.0	4.0	4.0	4.0	4.0	4.0	3.80	3.41	3.19	2.90	2.72	2.49	2.36	2.17	2.06	1.90	1.81	1.69	1.61	1.50
		3.0~16.3	8	t	8.0	7.70	6.42	5.76	4.97	4.54	4.00	3.70	3.31	3.09	2.80	2.62	2.39	2.26	2.07	1.96	1.80	1.71	1.59	1.51	1.40
60m		3.0~34.6	4	t	4.0	4.0	4.0	4.0	4.0	4.0	4.0	4.0	4.0	3.76	3.43	3.23	2.96	2.81	2.59	2.47	2.29	2.19	2.04		
		3.0~18.6	8	t	8.0	8.0	7.48	6.72	5.82	5.33	4.71	4.36	3.92	3.66	3.33	3.13	2.86	2.71	2.49	2.37	2.19	2.09	1.94		
55m		3.0~39.2	4	t	4.0	4.0	4.0	4.0	4.0	4.0	4.0	4.0	4.0	4.0	3.95	**3.75**	3.45	**3.27**	**3.03**	2.89	2.69				
		3.0~21.1	8	t	8.0	8.0	8.0	7.72	6.70	6.14	5.44	5.05	4.55	4.26	3.85	3.65	3.35	3.17	2.93	2.79	2.59				
50m		3.0~39.2	4	t	4.0	4.0	4.0	4.0	4.0	4.0	4.0	4.0	4.0	4.0	3.95	**3.75**	3.45	**3.27**	**3.03**						
		3.0~21.1	8	t	8.0	8.0	8.0	7.72	6.70	6.14	5.44	5.05	4.55	4.26	3.85	3.65	3.35	3.17	2.93						
45m		3.0~39.2	4	t	4.0	4.0	4.0	4.0	4.0	4.0	4.0	4.0	4.0	4.0	3.95	**3.75**	3.45								
		3.0~21.1	8	t	8.0	8.0	8.0	7.72	6.70	6.14	5.44	5.05	4.55	4.26	3.85	3.65	3.35								
40m		3.0~39.2	4	t	4.0	4.0	4.0	4.0	4.0	4.0	4.0	4.0	4.0	4.0	3.95										
		3.0~21.1	8	t	8.0	8.0	8.0	7.72	6.70	6.14	5.44	5.05	4.55	4.26	3.85										
35m		3.0~35.0	4	t	4.0	4.0	4.0	4.0	4.0	4.0	4.0	4.0	4.0												
		3.0~21.1	8	t	8.0	8.0	8.0	7.72	6.70	6.14	5.44	5.05	4.55												
30m		3.0~30.0	4	t	4.0	4.0	4.0	4.0	4.0	4.0	4.0														
		3.0~21.1	8	t	8.0	8.0	8.0	7.72	6.70	6.14	5.44														

Anchorages

An[m]	A1	A2	A3	A4	A5	A6	A7	A8	A9	A10
	42.0	69.0	96.0	123.0	150.0	177.0	204.0	231.0	-	-
H2 [m]	82.5	106.5	133.5	160.5	187.5	214.5	241.5	268.5 ※	-	-

※ Over this height please contact us

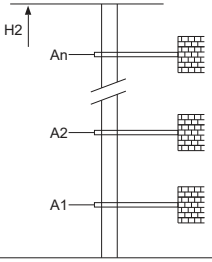

Mechanisms

	50QP20HS-CG5		m/min	40	80	37KW
			t	4	2	
			m/min	20	40	
			t	8	4	
	50LVF20KL-C △		m/min	0 ~ 42	0 ~ 84	37KW
			t	4	2	
			m/min	0 ~ 21	0 ~ 42	
			t	8	4	
	DVF	m/min	0 ~ 60		5.5kW	
	JH13F	rpm	0 ~ 0.7		2×5.5kW	
	380V 50Hz(±5%) 380V 60Hz(±5%) 440V 60Hz(±5%)		65kVA		kVA	

500m
>500m※

710m
>710m※

※ Please consult us △ Option