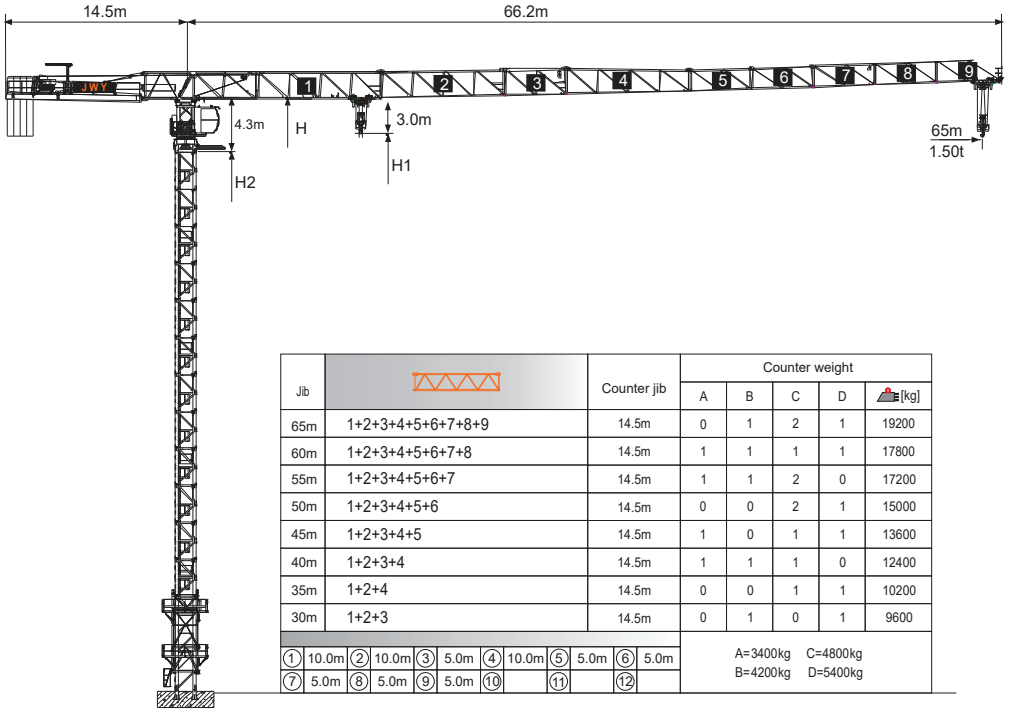


| Jib | | Counter jib | Counter weight A | B | C | D | [kg] |
|---|---|---|---|---|---|---|---|
| 65m | 1+2+3+4+5+6+7+8+9 | 14.5m | 0 | 1 | 2 | 1 | 19200 |
| 60m | 1+2+3+4+5+6+7+8 | 14.5m | 1 | 1 | 1 | 1 | 17800 |
| 55m | 1+2+3+4+5+6+7 | 14.5m | 1 | 1 | 2 | 0 | 17200 |
| 50m | 1+2+3+4+5+6 | 14.5m | 0 | 0 | 2 | 1 | 15000 |
| 45m | 1+2+3+4+5 | 14.5m | 1 | 0 | 1 | 1 | 13600 |
| 40m | 1+2+3+4 | 14.5m | 1 | 1 | 1 | 0 | 12400 |
| 35m | 1+2+4 | 14.5m | 0 | 0 | 1 | 1 | 10200 |
| 30m | 1+2+3 | 14.5m | 0 | 1 | 0 | 1 | 9600 |

① 10.0m ② 10.0m ③ 5.0m ④ 10.0m ⑤ 5.0m ⑥ 5.0m
⑦ 5.0m ⑧ 5.0m ⑨ 5.0m ⑩ ⑪ ⑫

A=3400kg C=4800kg
B=4200kg D=5400kg

## Jib root hinge height

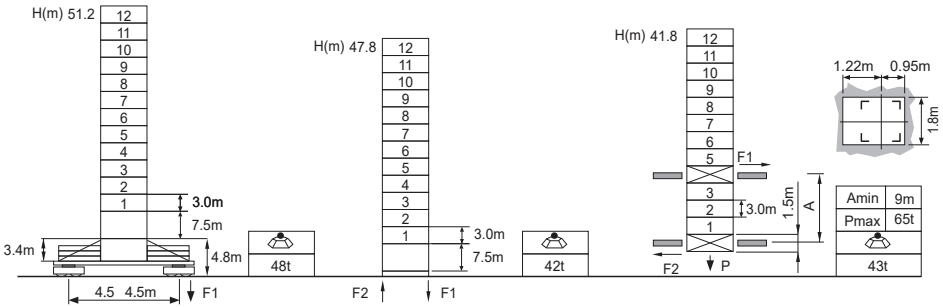


| L46A1 ⊿1.6m | | |
|---|---|---|
| | H | Jib root hinge height ( not include the fixing angle) |
| | H1 | Height under hook: H1 = [ H - 3.0m ] |
| | H2 | Tower body height: H2 = [ H - 4.3m ] |

Total weight of free standing height (excludes counter weight and ballast)
Total weight of counter weight
Please consult with us in case higher freestanding height needed.

**F** Reactions
Please refer to the user manual for reaction force

## Load diagrams

| R | falls | R(C$_{MAX}$) | C$_{MAX}$ | m | 15 | 17 | 20 | 22 | 25 | 27 | 30 | 32 | 35 | 37 | 40 | 42 | 45 | 47 | 50 | 52 | 55 | 57 | 60 | 62 | 65 |
|---|---|---|---|---|---|---|---|---|---|---|---|---|---|---|---|---|---|---|---|---|---|---|---|---|---|
| 65m | | 3.0~25.0 | 5 | t | 5.0 | 5.0 | 5.0 | 5.0 | 5.0 | 4.64 | 4.10 | 3.80 | 3.41 | 3.19 | 2.90 | 2.72 | 2.49 | 2.36 | 2.17 | 2.06 | 1.90 | 1.81 | 1.69 | 1.61 | 1.50 |
| | | 3.0~13.3 | 10 | t | 8.84 | 7.70 | 6.42 | 5.76 | 4.97 | 4.54 | 4.00 | 3.70 | 3.31 | 3.09 | 2.80 | 2.62 | 2.39 | 2.26 | 2.07 | 1.96 | 1.80 | 1.71 | 1.59 | 1.51 | 1.40 |
| 60m | | 3.0~28.6 | 5 | t | 5.0 | 5.0 | 5.0 | 5.0 | 5.0 | 5.0 | 4.81 | 4.46 | 4.02 | 3.76 | 3.43 | 3.23 | 2.96 | 2.81 | 2.59 | 2.47 | 2.29 | 2.19 | 2.00 | | |
| | | 3.0~15.2 | 10 | t | 10.0 | 8.95 | 7.48 | 6.72 | 5.82 | 5.33 | 4.71 | 4.36 | 3.92 | 3.66 | 3.33 | 3.13 | 2.86 | 2.71 | 2.49 | 2.37 | 2.19 | 2.09 | 1.90 | | |
| 55m | | 3.0~32.4 | 5 | t | 5.0 | 5.0 | 5.0 | 5.0 | 5.0 | 5.0 | 5.0 | 5.0 | 4.65 | 4.36 | 3.95 | **3.75** | 3.45 | **3.27** | **3.03** | 2.89 | 2.69 | | | | |
| | | 3.0~17.2 | 10 | t | 10.0 | 10.0 | 8.48 | 7.72 | 6.70 | 6.14 | 5.44 | 5.05 | 4.55 | 4.26 | 3.85 | 3.65 | 3.35 | 3.17 | 2.93 | 2.79 | 2.59 | | | | |
| 50m | | 3.0~32.4 | 5 | t | 5.0 | 5.0 | 5.0 | 5.0 | 5.0 | 5.0 | 5.0 | 5.0 | 4.65 | 4.36 | 3.95 | **3.75** | 3.45 | **3.27** | **3.03** | | | | | | |
| | | 3.0~17.2 | 10 | t | 10.0 | 10.0 | 8.48 | 7.72 | 6.70 | 6.14 | 5.44 | 5.05 | 4.55 | 4.26 | 3.85 | 3.65 | 3.35 | 3.17 | 2.93 | | | | | | |
| 45m | | 3.0~32.4 | 5 | t | 5.0 | 5.0 | 5.0 | 5.0 | 5.0 | 5.0 | 5.0 | 5.0 | 4.65 | 4.36 | 3.95 | **3.75** | 3.45 | | | | | | | | |
| | | 3.0~17.2 | 10 | t | 10.0 | 10.0 | 8.48 | 7.72 | 6.70 | 6.14 | 5.44 | 5.05 | 4.55 | 4.26 | 3.85 | 3.65 | 3.35 | | | | | | | | |
| 40m | | 3.0~32.4 | 5 | t | 5.0 | 5.0 | 5.0 | 5.0 | 5.0 | 5.0 | 5.0 | 5.0 | 4.65 | 4.36 | 3.95 | | | | | | | | | | |
| | | 3.0~17.2 | 10 | t | 10.0 | 10.0 | 8.48 | 7.72 | 6.70 | 6.14 | 5.44 | 5.05 | 4.55 | 4.26 | 3.85 | | | | | | | | | | |
| 35m | | 3.0~32.4 | 5 | t | 5.0 | 5.0 | 5.0 | 5.0 | 5.0 | 5.0 | 5.0 | 5.0 | 4.65 | | | | | | | | | | | | |
| | | 3.0~17.2 | 10 | t | 10.0 | 10.0 | 8.48 | 7.72 | 6.70 | 6.14 | 5.44 | 5.05 | 4.55 | | | | | | | | | | | | |
| 30m | | 3.0~30.0 | 5 | t | 5.0 | 5.0 | 5.0 | 5.0 | 5.0 | 5.0 | 5.0 | | | | | | | | | | | | | | |
| | | 3.0~17.2 | 10 | t | 10.0 | 10.0 | 8.48 | 7.72 | 6.70 | 6.14 | 5.44 | | | | | | | | | | | | | | |

## Anchorages

| An[m] | A1 | A2 | A3 | A4 | A5 | A6 | A7 | A8 | A9 | A10 |
|---|---|---|---|---|---|---|---|---|---|---|
| | 33.0 | 54.0 | 75.0 | 96.0 | 117.0 | 138.0 | - | - | - | - |
| H2 [m] | 67.5 | 88.5 | 106.5 | 127.5 | 148.5 | 169.5 ※ | - | - | - | - |

※ Over this height please contact us

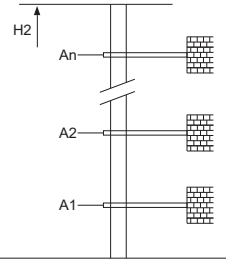


## Mechanisms

| | | | | | | |
|---|---|---|---|---|---|---|
| | 60QP25HB-G1 | | m/min | 0~45 | 0~90 | 45kW |
| | | | t | 5 | 2.5 | |
| | | | m/min | 0~22.5 | 0~45 | 560m |
| | | | t | 10 | 5 | >560m※ |
| | 60LVF25KL △ | | m/min | 0~42 | 0~84 | 45kW |
| | | | t | 5 | 2.5 | |
| | | | m/min | 0~21 | 0~42 | 710m |
| | | | t | 10 | 5 | >710m※ |
| | DVF | m/min | | 0~60 | | 5.5kW |
| | JH13F | rpm | | 0~0.7 | | 2×5.5kW |
| | 380V 50Hz(±5%)<br>380V 60Hz(±5%)<br>440V 60Hz(±5%) | | | 75kVA | | kVA |

※ Please consult us △ Option