JTL85 C5

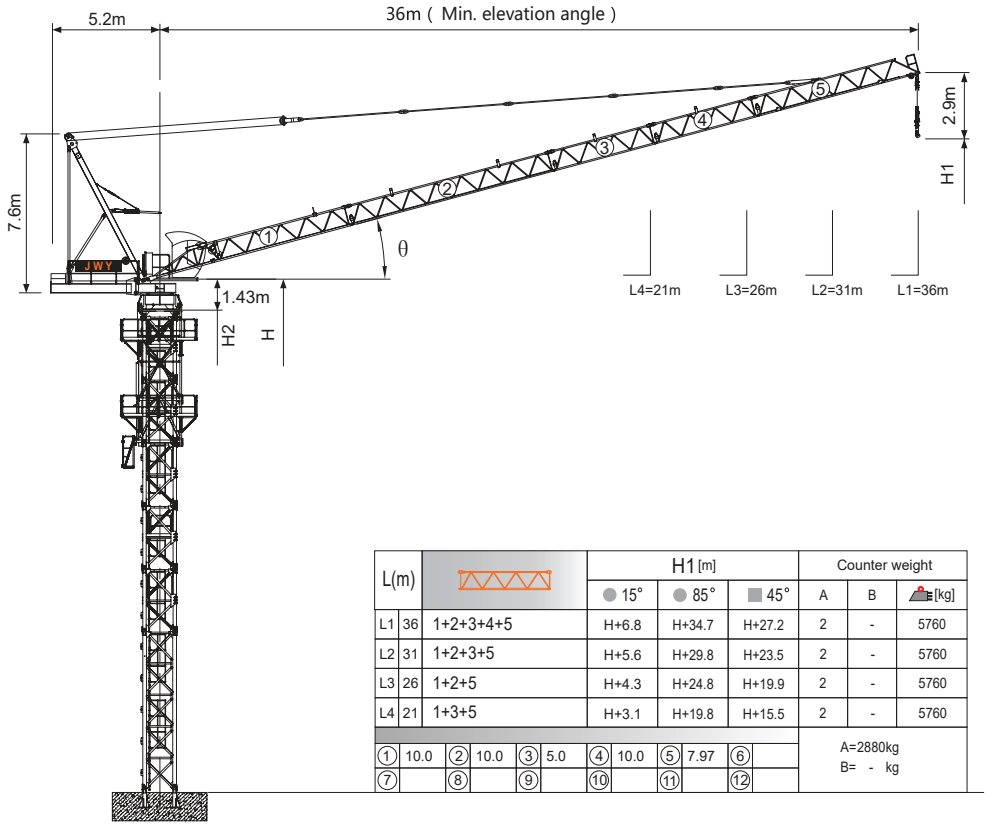

L(m)			H1 [m] 15°	85°	45°	Counter weight A	B	[kg]
L1	36	1+2+3+4+5	H+6.8	H+34.7	H+27.2	2	-	5760
L2	31	1+2+3+5	H+5.6	H+29.8	H+23.5	2	-	5760
L3	26	1+2+5	H+4.3	H+24.8	H+19.9	2	-	5760
L4	21	1+3+5	H+3.1	H+19.8	H+15.5	2	-	5760

①	②	③	④	⑤	⑥	A=2880kg
10.0	10.0	5.0	10.0	7.97		B= - kg
⑦	⑧	⑨	⑩	⑪	⑫	

Jib root hinge height

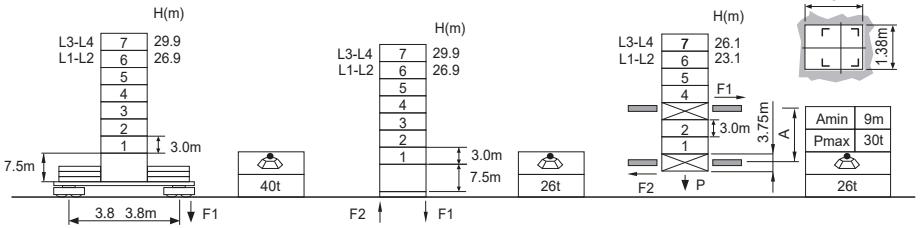

S24A1 ⍁1.2m		
	H	Jib root hinge height (not include the fixing angle)
	H1	Height under hook
	H2	Tower body height: H2 = [H - 1.43m]

Total weight of free standing height (excludes counter weight and ballast)
Total weight of counter weight
Please consult with us in case higher freestanding height needed.

● In service
■ Out of service
F Reactions
Please refer to the user manual for reaction force

Load diagrams

R	falls	R(C$_{MAX}$)	C$_{MAX}$	m	17	18	20	22	24	26	28	30	32	34	36
36m		2.7~28.0 [41.0]	2.5	t	2.5	2.5	2.5	2.5	2.5	2.5	2.5	2.2	1.9	1.7	1.5
		2.7~18.0 [60.5]	5.0	t	5.0	5.0	4.1	3.5	3.1	2.7	2.3	2.1	1.8	1.6	1.4

R	falls	R(C$_{MAX}$)	C$_{MAX}$	m	17	18	20	22	24	26	28	30	31
31m		2.3~28.2 [28.8]	2.5	t	2.5	2.5	2.5	2.5	2.5	2.5	2.5	2.3	2.2
		2.3~18.5 [54.5]	5.0	t	5.0	5.0	4.1	3.5	3.1	2.7	2.4	2.2	2.0

R	falls	R(C$_{MAX}$)	C$_{MAX}$	m	17	18	20	22	24	26
26m		1.9~26.0 [16.8]	2.5	t	2.5	2.5	2.5	2.5	2.5	2.5
		1.9~18.5 [46.7]	5.0	t	5.0	5.0	4.1	3.5	3.1	2.7

R	falls	R(C$_{MAX}$)	C$_{MAX}$	m	17	18	20	21
21m		1.5~21.0 [19.0]	2.5	t	2.5	2.5	2.5	2.5
		1.5~18.5 [46.8]	5.0	t	5.0	5.0	4.1	3.5

Anchorages

An[m]	A1	A2	A3	A4	A5	A6	A7	A8	A9	A10
	24.0	39.0	54.0	69.0	84.0	99.0	-	-	-	-
H2 [m]	43.5	58.5	73.5	88.5	100.5	115.5 ※	-	-	-	-

※ Over this height please contact us

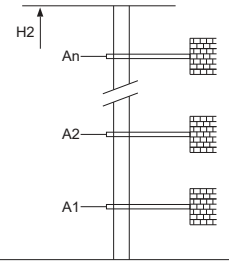

Mechanisms

	30LVF15KL		m/min	0~35	0~70	22kW; 350m >350m※
			t	2.5	1.25	
			m/min	0~23	0~46	
			t	3.75	1.875	
			m/min	0~17.5	0~35	
			t	5.0	2.5	
	30VVF20KW	15~80		2min		22kW
	RCV95	rpm		0~0.8		5.5kW
	380V 50Hz(±5%) 380V 60Hz(±5%) 440V 60Hz(±5%)			60kVA		kVA

※ Please consult us △ Option