JTL620 K50

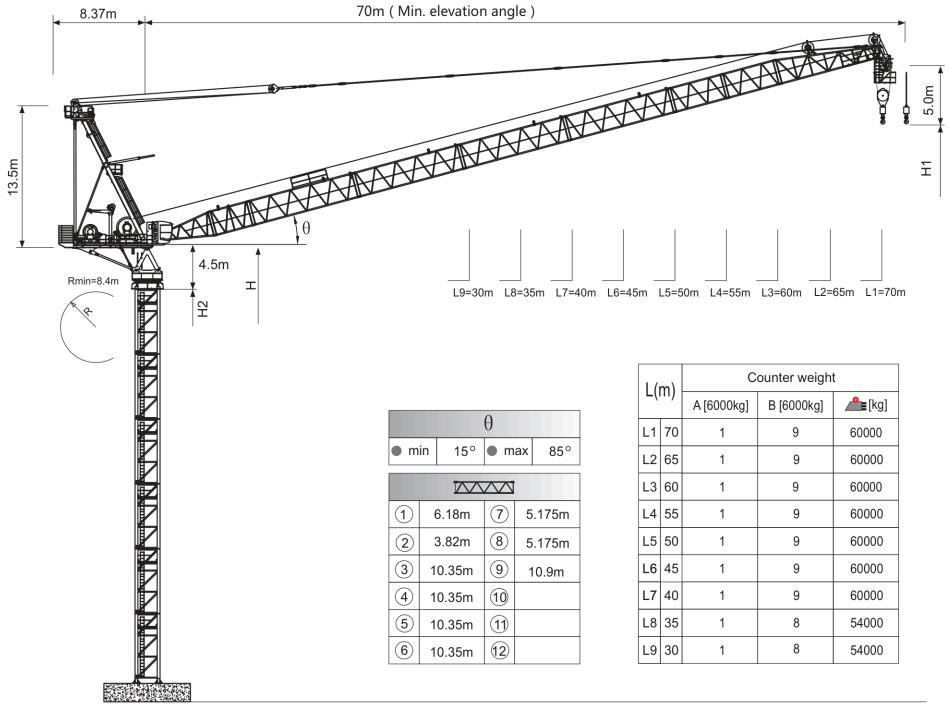

θ			
● min	15°	● max	85°

①	6.18m	⑦	5.175m
②	3.82m	⑧	5.175m
③	10.35m	⑨	10.9m
④	10.35m	⑩	
⑤	10.35m	⑪	
⑥	10.35m	⑫	

L(m)		Counter weight		
		A [6000kg]	B [6000kg]	[kg]
L1	70	1	9	60000
L2	65	1	9	60000
L3	60	1	9	60000
L4	55	1	9	60000
L5	50	1	9	60000
L6	45	1	9	60000
L7	40	1	9	60000
L8	35	1	8	54000
L9	30	1	8	54000

Load diagrams

L			Radius(max.load)	m	17	20	22	25	27	30	32	35	37	40	42	45	47	50	52	55	57	60	62	65	67	70
70m	25t		6.2-31.9 m	t				25				21.6	19.6	17.1	15.6	13.6	12.4	10.8	9.8	8.5	7.6	6.5	5.8	4.9	4.3	3.5
65m	25t		5.8-32.3 m	t				25				22.1	20.2	17.7	16.2	14.2	13.1	11.5	10.5	9.2	8.4	7.3	6.6	5.7		
		40t	5.8-22.7 m	t		40			35.1	31.5	26.9	24.4	21.1	19.2	16.7	15.2	13.2	12.1	10.5	9.5	8.2	7.4	6.3	5.6	4.7	
60m	25t		5.4-32.8 m	t				25				22.7	20.8	18.3	16.8	14.9	13.7	12.1	11.2	9.9	9.1	8.0				
		50t	5.4-19.2 m	t	50	47.9	42.6	35.6	32.0	27.5	24.9	21.7	19.8	17.3	15.8	13.9	12.7	11.1	10.2	8.9	8.1	7.0				
55m	25t		5.0-33.3 m	t				25				23.3	21.4	18.9	17.5	15.5	14.4	12.8	11.8	10.5						
		50t	5.0-19.4 m	t	50	48.4	42.8	36.2	32.6	28.1	25.6	22.3	20.4	17.9	16.5	14.5	13.4	11.8	10.8	9.5						
50m	25t		4.5-33.9 m	t				25				22.7	20.8	18.3	16.8	14.9	13.7	12.1								
		50t	4.5-19.6 m	t	50.0	47.9	42.6	35.6	32.0	27.5	24.9	21.7	19.8	17.3	15.8	13.9	12.7	11.1								
45m	25t		4.1-34.6 m	t				25				24.6	22.8	20.3	18.8	16.9										
		50t	4.1-19.8 m	t	50	49.4	44.0	37.4	33.8	29.4	26.8	23.6	21.8	19.3	17.8	15.9										
40m	25t		3.6-35.4 m	t				25					23.5	21.0												
		50t	3.6-20.0 m	t	50		44.7	38.2	34.6	30.1	27.6	24.4	22.5	20.0												
35m	25t		3.2-35.0 m	t				25																		
		50t	3.2-20.2 m	t	50		45.4	38.8	35.2	30.8	28.3	25.0														
30m	25t		2.7-30.0 m	t				25																		
		50t	2.7-20.5 m	t	50		44.7	38.2	34.6	30.1																

Anchorages

	A1	A2	A3	A4	A5	A6	A7	A8	A9	A10
An[m]	-	-	-	-	-	-	-	-	-	-
H2 [m]	-	-	-	-	-	-	-	-	-	-

※ Over this height please contact us

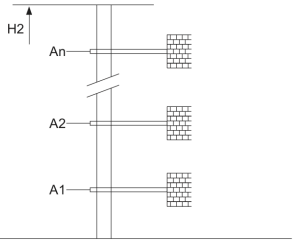

Jib root hinge height

☑ HD23 2.3m
■ WS≤42m/s
■ θ ≤ 65°

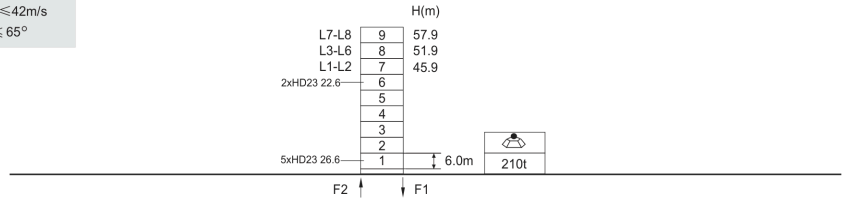

H	Jib root hinge height (not include the fixing angle)
H1	Height under hook
H2	Tower body height: H2 = [H - 4.5m]

Total weight of free standing height (excludes counter weight and ballast)
Total weight of counter weight
Please consult with us in case higher freestanding height needed.

● In service
■ Out of service
F Reactions
WS Wind Speed
Please refer to the user manual for reaction force

Mechanisms

	200LVF260KW		m/min	0 ~ 33	0 ~ 66	0 ~ 100	160kW
			t	25	12.5	5.0	
			m/min	0 ~ 16.5	0 ~ 33	0 ~ 50	
			t	50	25	10	
			m/min				
			t				

500m
>500m※

	150VVF120KW	15~80	2min	110kW
	XZ130	rpm	0 ~ 0.6	3x7.5kW
	380V 50Hz(±5%) 380V 60Hz(±5%) 440V 60Hz(±5%)		293kVA	kVA

※ Please consult us △ Option