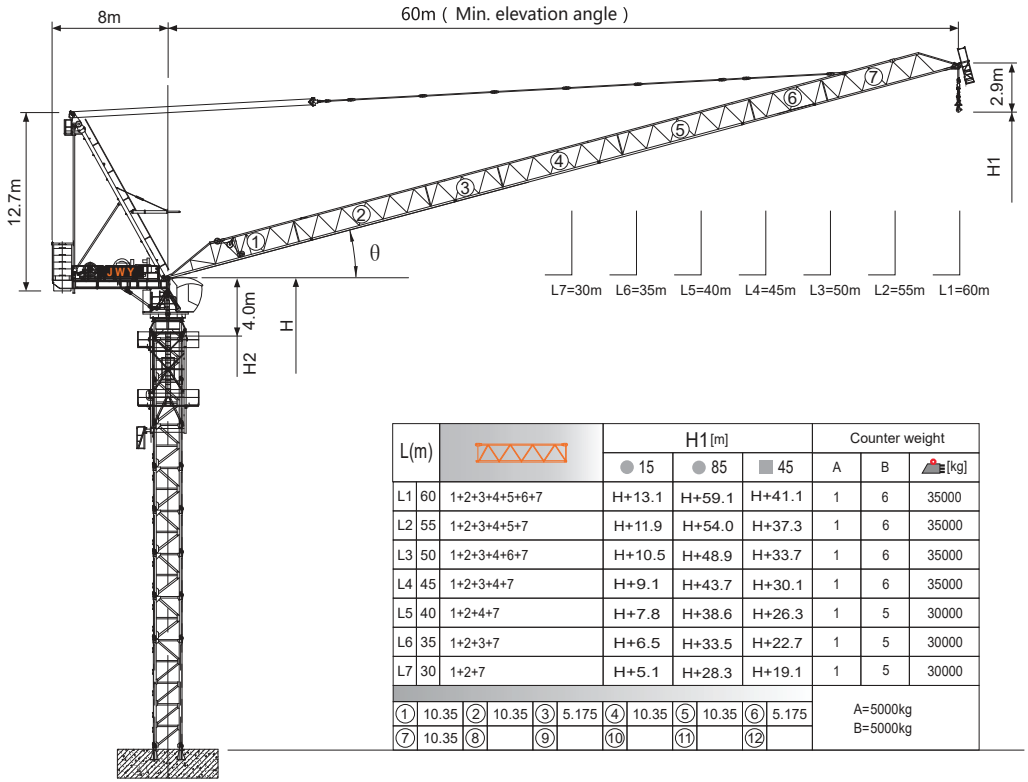

L(m)			H1 [m]			Counter weight		
			● 15	● 85	■ 45	A	B	[kg]
L1	60	1+2+3+4+5+6+7	H+13.1	H+59.1	H+41.1	1	6	35000
L2	55	1+2+3+4+5+7	H+11.9	H+54.0	H+37.3	1	6	35000
L3	50	1+2+3+4+6+7	H+10.5	H+48.9	H+33.7	1	6	35000
L4	45	1+2+3+4+7	H+9.1	H+43.7	H+30.1	1	6	35000
L5	40	1+2+4+7	H+7.8	H+38.6	H+26.3	1	5	30000
L6	35	1+2+3+7	H+6.5	H+33.5	H+22.7	1	5	30000
L7	30	1+2+7	H+5.1	H+28.3	H+19.1	1	5	30000

①	10.35	②	10.35	③	5.175	④	10.35	⑤	10.35	⑥	5.175	A=5000kg
⑦	10.35	⑧		⑨		⑩		⑪		⑫		B=5000kg

Jib root hinge height

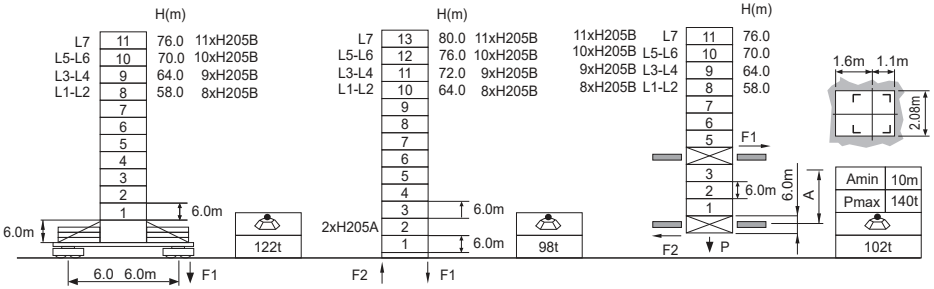

☐ H205B 2.27x2.29m H205A 2.32x2.34m	H	Jib root hinge height (not include the fixing angle)
	H1	Height under hook
	H2	Tower body height: H2 = [H - 4.0m]

Total weight of free standing height (excludes counter weight and ballast)
Total weight of counter weight
Please consult with us in case higher freestanding height needed.

● In service
■ Out of service
F Reactions
Please refer to the user manual for reaction force

Load diagrams

R	falls	R(C$_{MAX}$)	C$_{MAX}$	m	20	22	25	27	30	32	35	37	40	42	45	47	50	52	55	57	60
60m		5.4~37.7 [52.6]	12	t	12.0	12.0	12.0	12.0	12.0	12.0	12.0	12.0	10.9	10.1	8.9	8.3	7.4	6.8	6.1	5.6	5.0
55m		5.0~38.5 [47.4]	12	t	12.0	12.0	12.0	12.0	12.0	12.0	12.0	12.0	11.3	10.4	9.3	8.6	7.7	7.2	6.4		
		5.0~29.0 [59.3]	18	t	18.0	18.0	18.0	18.0	17.2	15.7	13.8	12.7	11.3	10.4	9.3	8.6	7.7	7.2	6.4		
50m		4.5~39.2 [40.8]	12	t	12.0	12.0	12.0	12.0	12.0	12.0	12.0	12.0	11.6	10.8	9.1	9.0	8.1				
		4.5~29.4 [55.4]	18	t	18.0	18.0	18.0	18.0	17.5	16.1	14.2	13.0	11.6	10.8	9.1	9.0	8.1				
		4.5~23.5 [63.0]	24	t	24.0	24.0	22.2	20.1	17.5	16.1	14.2	13.0	11.6	10.8	9.1	9.0	8.1				
45m		4.1~39.2 [32.6]	12	t	12.0	12.0	12.0	12.0	12.0	12.0	12.0	12.0	11.6	10.8	9.1						
		4.1~29.4 [50.8]	18	t	18.0	18.0	18.0	18.0	17.5	16.1	14.2	13.0	11.6	10.8	9.1						
		4.1~23.5 [59.7]	24	t	24.0	24.0	22.2	20.1	17.5	16.1	14.2	13.0	11.6	10.8	9.1						
40m		3.6~39.2 [18.6]	12	t	12.0	12.0	12.0	12.0	12.0	12.0	12.0	12.0	11.6								
		3.6~29.4 [44.8]	18	t	18.0	18.0	18.0	18.0	17.5	16.1	14.2	13.0	11.6								
		3.6~23.5 [55.4]	24	t	24.0	24.0	22.2	20.1	17.5	16.1	14.2	13.0	11.6								
35m		3.2~35.0 [15.0]	12	t	12.0	12.0	12.0	12.0	12.0	12.0	12.0										
		3.2~29.4 [35.8]	18	t	18.0	18.0	18.0	18.0	17.5	16.1	14.2										
		3.2~23.5 [49.5]	24	t	24.0	24.0	22.2	20.1	17.5	16.1	14.2										
30m		2.7~30.0 [15.0]	12	t	12.0	12.0	12.0	12.0	12.0												
		2.7~29.4 [18.8]	18	t	18.0	18.0	18.0	18.0	17.5												
		2.7~23.5 [40.8]	24	t	24.0	24.0	22.2	20.1	17.5												

Anchorages

An[m]	A1	A2	A3	A4	A5	A6	A7	A8	A9	A10
	57.0	93.0	129.0	165.0	201.0	237.0	273.0	309.0	-	-
H2 [m]	102.0	132.0	168.0	204.0	240.0	276.0	312.0	348.0 ※	-	-

※ Over this height please contact us

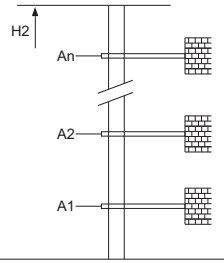

Mechanisms

	120LVF60KW		m/min	0~36	0~72	90kW
			t	12	6.0	
			m/min	0~24	0~48	
			t	18	9.0	
			m/min	0~18	0~36	
			t	24	12.0	
						1000m
						>1000m※
	100VVF55KW	15~80		2min40s		75kW
	RCV145	rpm		0~0.6		2x7.5kW
	380V 50Hz(±5%) 380V 60Hz(±5%) 440V 60Hz(±5%)			220kVA		kVA

※ Please consult us △ Option