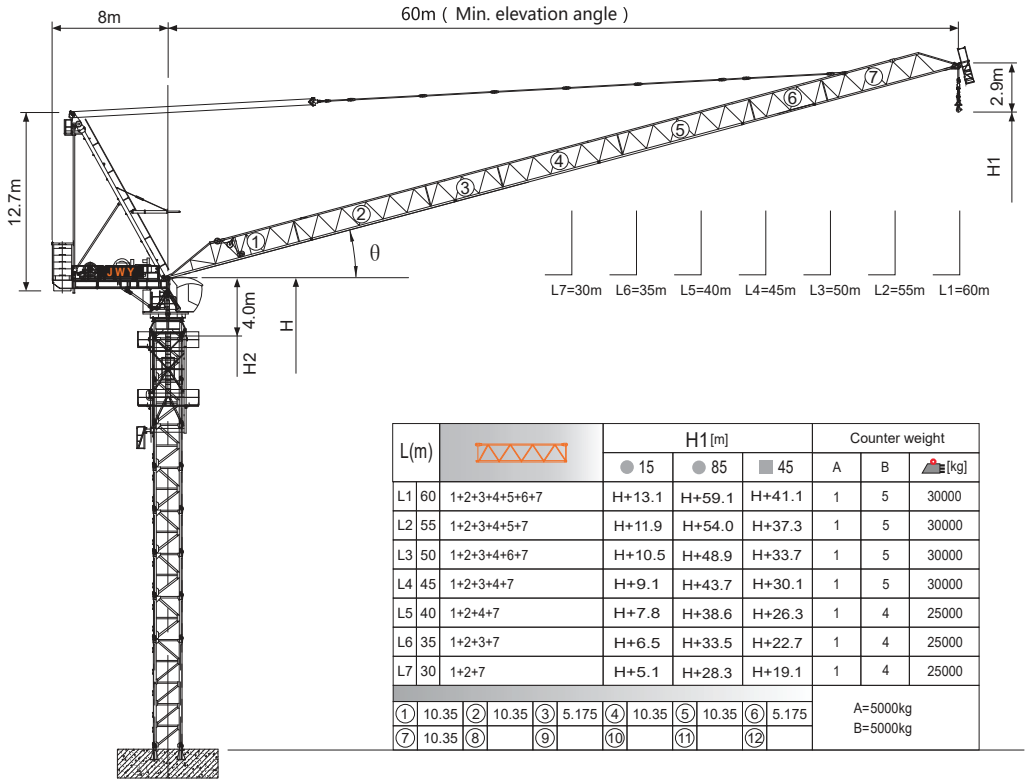

L(m)			H1[m] ● 15	● 85	■ 45	Counter weight A	B	▲[kg]
L1	60	1+2+3+4+5+6+7	H+13.1	H+59.1	H+41.1	1	5	30000
L2	55	1+2+3+4+5+7	H+11.9	H+54.0	H+37.3	1	5	30000
L3	50	1+2+3+4+6+7	H+10.5	H+48.9	H+33.7	1	5	30000
L4	45	1+2+3+4+7	H+9.1	H+43.7	H+30.1	1	5	30000
L5	40	1+2+4+7	H+7.8	H+38.6	H+26.3	1	4	25000
L6	35	1+2+3+7	H+6.5	H+33.5	H+22.7	1	4	25000
L7	30	1+2+7	H+5.1	H+28.3	H+19.1	1	4	25000

① 10.35 ② 10.35 ③ 5.175 ④ 10.35 ⑤ 10.35 ⑥ 5.175
⑦ 10.35 ⑧ ⑨ ⑩ ⑪ ⑫

A=5000kg
B=5000kg

Jib root hinge height

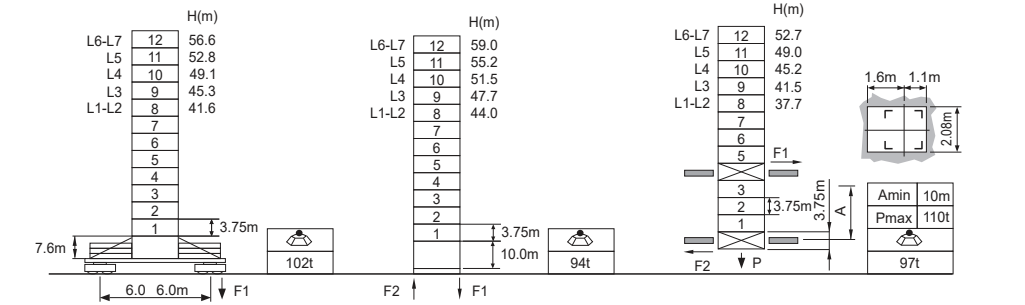

H20 ⊠1.95m		
	H	Jib root hinge height (not include the fixing angle)
	H1	Height under hook
	H2	Tower body height: H2 = [H - 4.0m]

△ Total weight of free standing height (excludes counter weight and ballast)
▲ Total weight of counter weight
Please consult with us in case higher freestanding height needed.

● In service
■ Out of service
F Reactions
Please refer to the user manual for reaction force

Load diagrams

R	falls	R(C_MAX)	C_MAX	m	20	22	25	27	30	32	35	37	40	42	45	**47**	**50**	52	55	57	60
60m		5.4~40.4 [49.4]	9	t	9.0	9.0	9.0	9.0	9.0	9.0	9.0	9.0	9.0	8.4	7.4	6.8	6.0	5.6	4.9	4.5	4.0
		5.4~31.2 [59.8]	13.5	t	13.5	13.5	13.5	13.5	13.5	13.0	11.3	10.4	9.1	8.4	7.4	6.8	6.0	5.6	4.9	4.5	4.0
55m		5.0~41.1 [43.8]	9	t	9.0	9.0	9.0	9.0	9.0	9.0	9.0	9.0	9.0	8.7	7.7	7.1	6.3	5.8	5.2		
		5.0~31.6 [56.3]	13.5	t	13.5	13.5	13.5	13.5	13.5	13.2	11.6	10.6	9.4	8.7	7.7	7.1	6.3	5.8	5.2		
		5.0~25.7 [63.2]	18	t	18.0	18.0	18.0	16.8	14.5	13.2	11.6	10.6	9.4	8.7	7.7	7.1	6.3	5.8	5.2		
50m		4.5~41.6 [36.5]	9	t	9.0	9.0	9.0	9.0	9.0	9.0	9.0	9.0	9.0	8.9	7.9	7.3	6.5				
		4.5~32.0 [51.7]	13.5	t	13.5	13.5	13.5	13.5	13.5	13.5	11.8	10.9	9.6	8.9	7.9	7.3	6.5				
		4.5~25.9 [60.0]	18	t	18.0	18.0	18.0	17.0	14.8	13.5	11.8	10.9	9.6	8.9	7.9	7.3	6.5				
45m		4.1~41.6 [26.8]	9	**t**	9.0	9.0	9.0	9.0	9.0	9.0	9.0	9.0	9.0	8.9	7.9						
		4.1~32.0 [46.5]	13.5	**t**	13.5	13.5	13.5	13.5	13.5	13.5	11.8	10.9	9.6	8.9	7.9						
		4.1~25.9 [56.2]	18	**t**	18.0	18.0	18.0	17.0	14.8	13.5	11.8	10.9	9.6	8.9	7.9						
40m		3.6~40.0 [15.0]	9	t	9.0	9.0	9.0	9.0	9.0	9.0	9.0	9.0	9.0								
		3.6~32.0 [39.5]	13.5	t	13.5	13.5	13.5	13.5	13.5	13.5	11.8	10.9	9.6								
		3.6~25.9 [51.2]	18	t	18.0	18.0	18.0	17.0	14.8	13.5	11.8	10.9	9.6								
35m		3.2~35.0 [15.0]	9	**t**	9.0	9.0	9.0	9.0	9.0	9.0	9.0										
		3.2~32.0 [27.7]	13.5	**t**	13.5	13.5	13.5	13.5	13.5	13.5	11.8										
		3.2~25.9 [44.3]	18	**t**	18.0	18.0	18.0	17.0	14.8	13.5	11.8										
30m		2.7~30.0 [15.0]	9	t	9.0	9.0	9.0	9.0	9.0												
		2.7~30.0 [15.0]	13.5	t	13.5	13.5	13.5	13.5	13.5												
		2.7~25.9 [33.5]	18	t	18.0	18.0	18.0	17.0	14.8												

Anchorages

An[m]	A1	A2	A3	A4	A5	A6	A7	A8	A9	A10
	38.1	60.6	83.1	105.6	128.1	150.6	173.1	195.6	218.1	-
H2 [m]	66.2	88.7	107.5	130.0	152.5	175.0	197.5	220.0	242.5※	-

※ Over this height please contact us

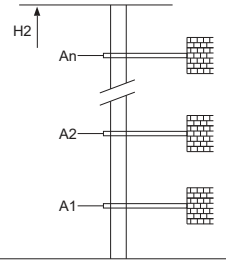

Mechanisms

100LVF45KW-Q		m/min	0 ~ 38	0 ~ 76	75kW
		t	9	4.5	
		m/min	0 ~ 25	0 ~ 50	700m
		t	13.5	6.75	>700m※
		m/min	0 ~ 19	0 ~ 38	
		t	18	9	
75VVF45KW		15~80	2min40s		55kW
RCV145		rpm	0 ~ 0.6		2x7.5kW
380V 50Hz(±5%) 380V 60Hz(±5%) 440V 60Hz(±5%)			175kVA		kVA

※ Please consult us △ Option