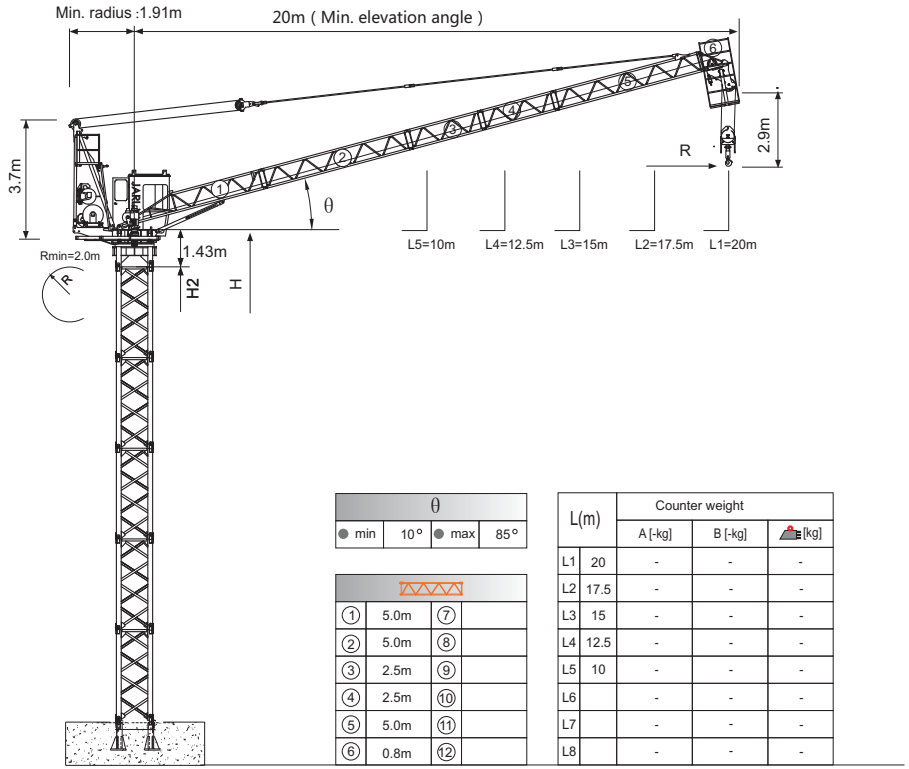

θ			
min	10°	max	85°

①	5.0m	⑦	
②	5.0m	⑧	
③	2.5m	⑨	
④	2.5m	⑩	
⑤	5.0m	⑪	
⑥	0.8m	⑫	

L(m)		Counter weight A [-kg]	B [-kg]	[kg]
L1	20	-	-	-
L2	17.5	-	-	-
L3	15	-	-	-
L4	12.5	-	-	-
L5	10	-	-	-
L6		-	-	-
L7		-	-	-
L8		-	-	-

Jib root hinge height

S24A1 1.2m
WS≤42m/s
θ ≤ 65°

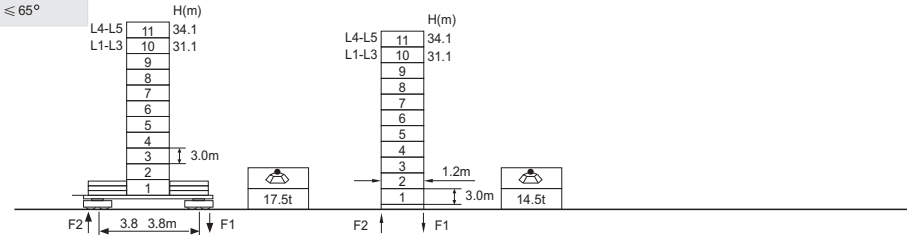

H	Jib root hinge height (not include the fixing angle)
H1	Height under hook
H2	Tower body height: H2 = [H - 1.15m]

Total weight of free standing height (excludes counter weight and ballast)
Total weight of counter weight
Please consult with us in case higher freestanding height needed.

● In service
■ Out of service
F Reactions
WS Wind Speed

Please refer to the user manual for reaction force

Load diagrams

L			Radius(max.load)	m	8	9	10	11	12	13	14	15	16	17	18	19	20
20.0m	1.5t		2.5-17.7 m	t	1.5										1.46	1.32	1.20
		3.0t	2.5-11.1 m	t	3.0				2.72	2.43	2.17	1.96	1.76	1.61	1.46	1.32	1.20

L			Radius(max.load)	m	8	9	10	11	12	13	14	15	16	17	17.5
17.5m	1.5t		2.2-17.5 m	t	1.5										1.57
		3.0t	2.2-11.2 m	t	3.0				2.76	2.47	2.22	2.00	1.82	1.65	1.57

L			Radius(max.load)	m	8	9	10	11	12	13	14	15
15.0m	1.5t		2.0-15.0 m	t	1.5							
		3.0t	2.0-11.3 m	t	3.0				2.80	2.51	2.26	2.05

L			Radius(max.load)	m	8	9	10	11	12	12.5
12.5m	1.5t		1.8-12.5 m	t	1.5					
		3.0t	1.8-11.5 m	t	3.0				2.85	2.70

L			Radius(max.load)	m	8	9	10
10.0m	1.5t		1.3-10.0 m	t	1.5		
		3.0t	1.3-10.0 m	t	3.0		

Anchorages

An[m]	A1	A2	A3	A4	A5	A6	A7	A8	A9	A10
	-	-	-	-	-	-	-	-	-	-
H2 [m]	-	-	-	-	-	-	-	-	-	- ※

※ Over this height please contact us

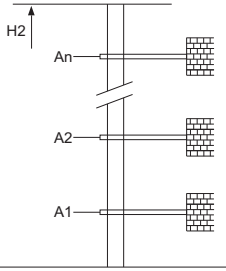

Mechanisms

	18IQ15-B		m/min	66	44	18KW
			t	0.75	1.5	
			m/min	33	22	280m >280m※
			t	1.5	3	
	11IQ15LB-B	15~80		2min		11kW
	RVF	rpm		0 ~ 0.8		5.5kW
	380V 50Hz(±5%) 380V 60Hz(±5%) 440V 60Hz(±5%)			40kVA		kVA

※ Please consult us △ Option