JTL180 G12

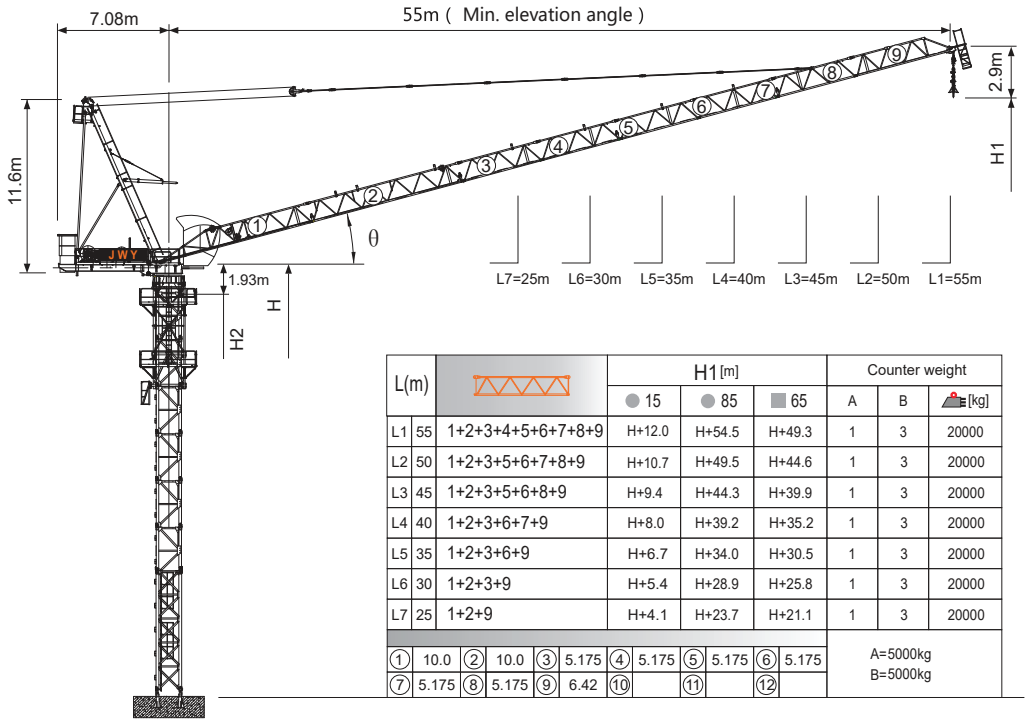

L(m)			H1 [m]			Counter weight		
			● 15	● 85	■ 65	A	B	[kg]
L1	55	1+2+3+4+5+6+7+8+9	H+12.0	H+54.5	H+49.3	1	3	20000
L2	50	1+2+3+5+6+7+8+9	H+10.7	H+49.5	H+44.6	1	3	20000
L3	45	1+2+3+5+6+8+9	H+9.4	H+44.3	H+39.9	1	3	20000
L4	40	1+2+3+6+7+9	H+8.0	H+39.2	H+35.2	1	3	20000
L5	35	1+2+3+6+9	H+6.7	H+34.0	H+30.5	1	3	20000
L6	30	1+2+3+9	H+5.4	H+28.9	H+25.8	1	3	20000
L7	25	1+2+9	H+4.1	H+23.7	H+21.1	1	3	20000

①	10.0	②	10.0	③	5.175	④	5.175	⑤	5.175	⑥	5.175	A=5000kg
⑦	5.175	⑧	5.175	⑨	6.42	⑩		⑪		⑫		B=5000kg

Jib root hinge height

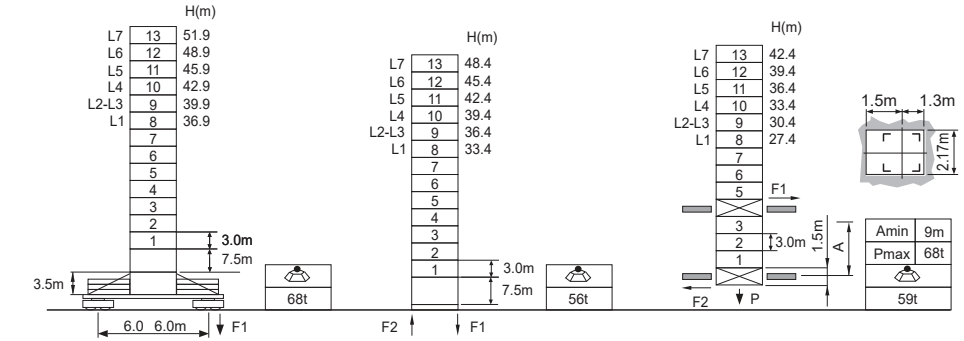

L68B2 ☑2.0m		
	H	Jib root hinge height (not include the fixing angle)
	H1	Height under hook
	H2	Tower body height: H2 = [H - 1.93m]

Total weight of free standing height (excludes counter weight and ballast)
Total weight of counter weight
Please consult with us in case higher freestanding height needed.

● In service
■ Out of service
F Reactions
Please refer to the user manual for reaction force

Load diagrams

R	falls	R(C_MAX)	C_MAX	m	20	22	25	27	30	32	35	37	40	42	45	47	50	52	55
55m	2	4.4~34.5 [52.4]	6	t	6.0	.6.0	6.0	6.0	6.0	6.0	5.8	5.3	4.6	4.1	3.6	3.3	2.8	2.5	2.2
50m	2	4.1~35.5 [46.4]	6	t	6.0	6.0	6.0	6.0	6.0	6.0	6.0	5.6	4.9	4.4	3.9	3.5	3.1		
	4	4.1~27.2 [58.0]	9	t	9.0	9.0	9.0	9.0	7.8	7.0	6.1	5.6	4.9	4.4	3.9	3.5	3.1		
45m	2	3.5~36.5 [38.1]	6	t	6.0	6.0	6.0	6.0	6.0	6.0	6.0	5.8	5.1	4.7	4.2				
	4	3.5~27.8 [53.0]	9	t	9.0	9.0	9.0	9.0	8.1	7.3	6.4	5.8	5.1	4.7	4.2				
	4	3.5~22.4 [60.8]	12	t	12.0	12.0	10.4	9.3	8.1	7.3	6.4	5.8	5.1	4.7	4.2				
40m	2	3.1~37.3 [25.3]	6	t	6.0	6.0	6.0	6.0	6.0	6.0	6.0	6.0	5.3						
	4	3.1~28.3 [46.5]	9	t	9.0	9.0	9.0	9.0	8.3	7.4	6.6	6.1	5.3						
	4	3.1~22.7 [56.4]	12	t	12.0	12.0	10.6	9.6	8.3	7.4	6.6	6.1	5.3						
35m	2	2.6~35.0 [15.0]	6	t	6.0	6.0	6.0	6.0	6.0	6.0	6.0								
	4	2.6~28.3 [38.2]	9	t	9.0	9.0	9.0	9.0	8.3	7.4	6.6								
	4	2.6~22.7 [50.7]	12	t	12.0	12.0	10.6	9.6	8.3	7.4	6.6								
30m	2	2.2~30.0 [15.0]	6	t	6.0	6.0	6.0	6.0	6.0										
	4	2.2~28.3 [24.2]	9	t	9.0	9.0	9.0	9.0	8.3										
	4	2.2~22.7 [42.5]	12	t	12.0	12.0	10.6	9.6	8.3										
25m	2	1.8~25.0 [15.0]	6	t	6.0	6.0	6.0												
	4	1.8~25.0 [15.0]	9	t	9.0	9.0	9.0												
	4	1.8~22.7 [28.5]	12	t	12.0	12.0	10.6												

Anchorages

An[m]	A1	A2	A3	A4	A5	A6	A7	A8	A9	A10
	30.0	51.0	72.0	93.0	114.0	135.0	156.0	177.0	198.0	-
H2 [m]	55.5	76.5	97.5	115.5	136.5	157.5	178.5	199.5	220.5 ※	-

※ Over this height please contact us

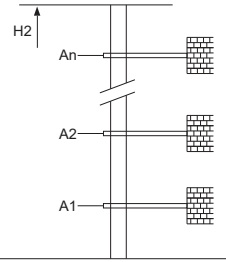

Mechanisms

	75LVF35KW		m/min	0~38	0~76	55kW
			t	6.0	3.0	
			m/min	0~25	0~50	750m
			t	9.0	4.5	>750m※
			m/min	0~19	0~38	
			t	12.0	6.0	
	60VVF40KW	15~80		2min10s		45kW
	RCV95	rpm		0~0.6		2x5.5kW
	380V 50Hz(±5%) 380V 60Hz(±5%) 440V 60Hz(±5%)			135kVA		kVA

※ Please consult us △ Option