JTL160 G10

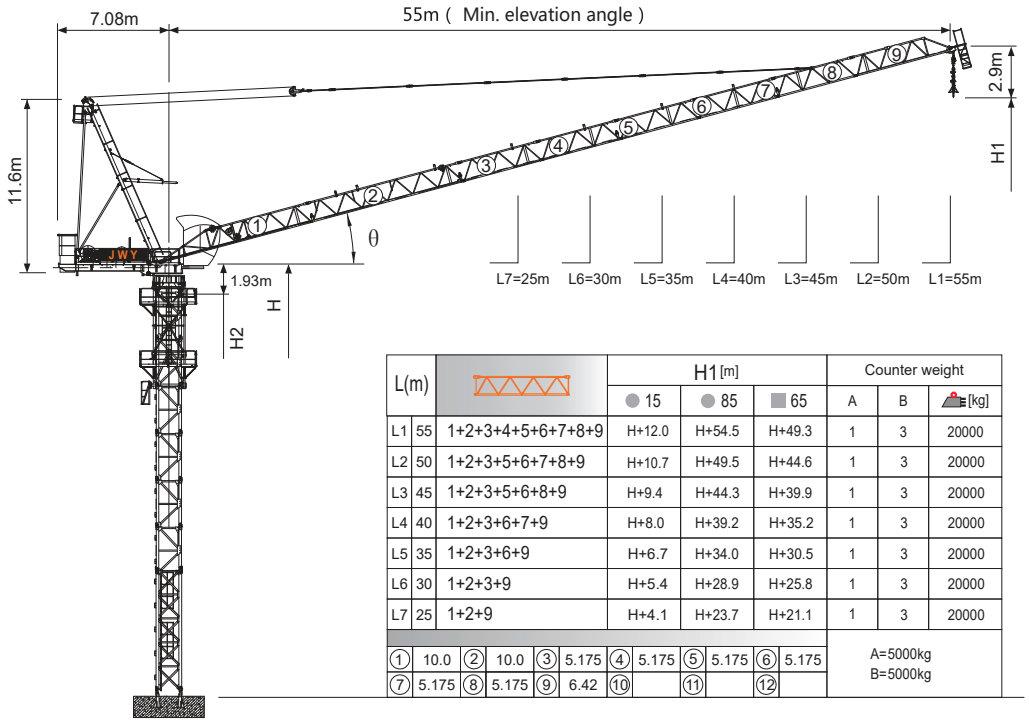

L(m)			H1 [m]			Counter weight		
			● 15	● 85	■ 65	A	B	[kg]
L1	55	1+2+3+4+5+6+7+8+9	H+12.0	H+54.5	H+49.3	1	3	20000
L2	50	1+2+3+5+6+7+8+9	H+10.7	H+49.5	H+44.6	1	3	20000
L3	45	1+2+3+5+6+8+9	H+9.4	H+44.3	H+39.9	1	3	20000
L4	40	1+2+3+6+7+9	H+8.0	H+39.2	H+35.2	1	3	20000
L5	35	1+2+3+6+9	H+6.7	H+34.0	H+30.5	1	3	20000
L6	30	1+2+3+9	H+5.4	H+28.9	H+25.8	1	3	20000
L7	25	1+2+9	H+4.1	H+23.7	H+21.1	1	3	20000

①	10.0	②	10.0	③	5.175	④	5.175	⑤	5.175	⑥	5.175	A=5000kg
⑦	5.175	⑧	5.175	⑨	6.42	⑩		⑪		⑫		B=5000kg

Jib root hinge height

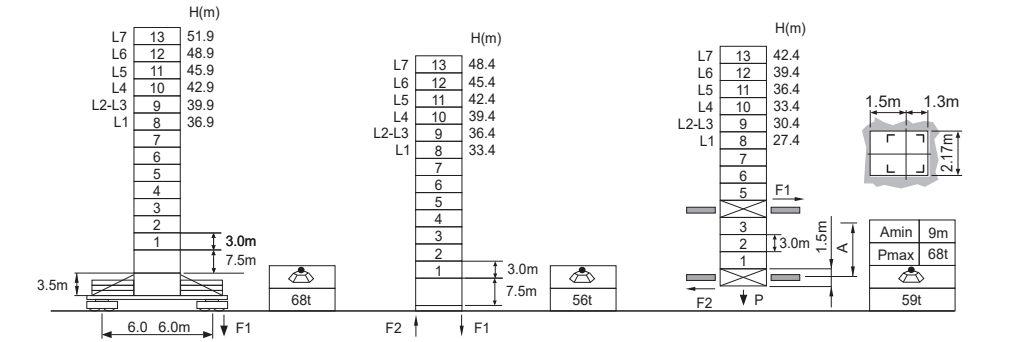

L68B2 ☑2.0m	H	Jib root hinge height (not include the fixing angle)
	H1	Height under hook
	H2	Tower body height: H2 = [H - 1.93m]

Total weight of free standing height (excludes counter weight and ballast)
Total weight of counter weight
Please consult with us in case higher freestanding height needed.

● In service
■ Out of service
F Reactions
Please refer to the user manual for reaction force

Load diagrams

R	falls	R(CMAX)	CMAX	m	20	22	25	27	30	32	35	37	40	42	45	47	50	52	55
55m	2	4.4~37.7 [48.2]	5	t	5.0	5.0	5.0	5.0	5.0	5.0	5.0	5.0	4.6	4.1	3.6	3.3	2.8	2.5	2.2
50m	2	4.1~39.0 [40.7]	5	t	5.0	5.0	5.0	5.0	5.0	5.0	5.0	5.0	4.9	4.4	3.9	3.5	3.1		
	4	4.1~30.4 [53.7]	7.5	t	7.5	7.5	7.5	7.5	7.5	7.0	6.1	5.6	4.9	4.4	3.9	3.5	3.1		
	4	4.1~25.1 [60.6]	10	t	10.0	10.0	10.0	9.1	7.8	7.0	6.1	5.6	4.9	4.4	3.9	3.5	3.1		
45m	2	3.5~40.2 [29.9]	5	t	5.0	5.0	5.0	5.0	5.0	5.0	5.0	5.0	5.0	4.7	4.2				
	4	3.5~31.1 [47.8]	7.5	t	7.5	7.5	7.5	7.5	7.5	7.3	6.4	5.8	5.1	4.7	4.2				
	4	3.5~25.3 [56.7]	10	t	10.0	10.0	10.0	9.3	8.1	7.3	6.4	5.8	5.1	4.7	4.2				
40m	2	3.1~40.0 [15.0]	5	t	5.0	5.0	5.0	5.0	5.0	5.0	5.0	5.0	5.0						
	4	3.1~31.8 [39.5]	7.5	t	7.5	7.5	7.5	7.5	7.5	7.4	6.6	6.1	5.3						
	4	3.1~25.8 [51.1]	10	t	10.0	10.0	10.0	9.6	8.3	7.4	6.6	6.1	5.3						
35m	2	2.6~35.0 [15.0]	5	t	5.0	5.0	5.0	5.0	5.0	5.0	5.0								
	4	2.6~31.8 [28.5]	7.5	t	7.5	7.5	7.5	7.5	7.5	7.4	6.6								
	4	2.6~25.8 [44.2]	10	t	10.0	10.0	10.0	9.6	8.3	7.4	6.6								
30m	2	2.2~30.0 [15.0]	5	t	5.0	5.0	5.0	5.0	5.0										
	4	2.2~30.0 [15.0]	7.5	t	7.5	7.5	7.5	7.5	7.5										
	4	2.2~25.8 [33.4]	10	t	10.0	10.0	10.0	9.6	8.3										
25m	2	1.8~25.0 [15.0]	5	t	5.0	5.0	5.0												
	4	1.8~25.0 [15.0]	7.5	t	7.5	7.5	7.5												
	4	1.8~25.0 [15.0]	10	t	10.0	10.0	10.0												

Anchorages

An[m]	A1	A2	A3	A4	A5	A6	A7	A8	A9	A10
	30.0	51.0	72.0	93.0	114.0	135.0	156.0	177.0	198.0	-
H2 [m]	55.5	76.5	97.5	115.5	136.5	157.5	178.5	199.5	220.5 ※	-

※ Over this height please contact us

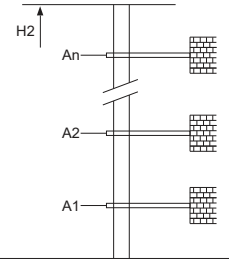

Mechanisms

	60LVF25KW		m/min	0~45	0~90	45kW
			t	5.0	2.5	
			m/min	0~30	0~60	
			t	7.5	3.75	
			m/min	0~22.5	0~45	
			t	10.0	5.0	
	60VVF40KW	15~80		2min10s		45kW
	RCV95	rpm		0~0.6		2x5.5kW
	380V 50Hz(±5%) 380V 60Hz(±5%) 440V 60Hz(±5%)			120kVA		kVA

750m
>750m※

※ Please consult us △ Option