JARLWAY
www.jarlwaycranes.com

TOWER CRANE SPECIFICATION

CE ISO 9001

2021-11-25 Version Number: L46A1

JTL150 F10

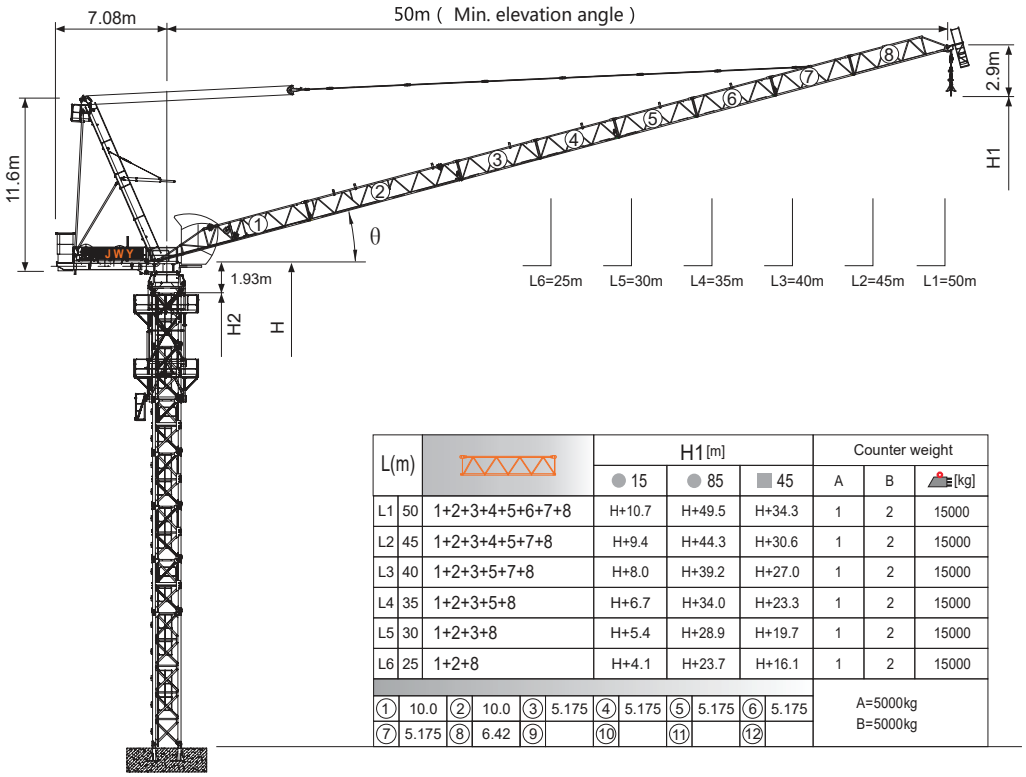

L(m)			H1 [m]			Counter weight		
			● 15	● 85	■ 45	A	B	[kg]
L1	50	1+2+3+4+5+6+7+8	H+10.7	H+49.5	H+34.3	1	2	15000
L2	45	1+2+3+4+5+7+8	H+9.4	H+44.3	H+30.6	1	2	15000
L3	40	1+2+3+5+7+8	H+8.0	H+39.2	H+27.0	1	2	15000
L4	35	1+2+3+5+8	H+6.7	H+34.0	H+23.3	1	2	15000
L5	30	1+2+3+8	H+5.4	H+28.9	H+19.7	1	2	15000
L6	25	1+2+8	H+4.1	H+23.7	H+16.1	1	2	15000

①	10.0	②	10.0	③	5.175	④	5.175	⑤	5.175	⑥	5.175	A=5000kg
⑦	5.175	⑧	6.42	⑨		⑩		⑪		⑫		B=5000kg

Jib root hinge height

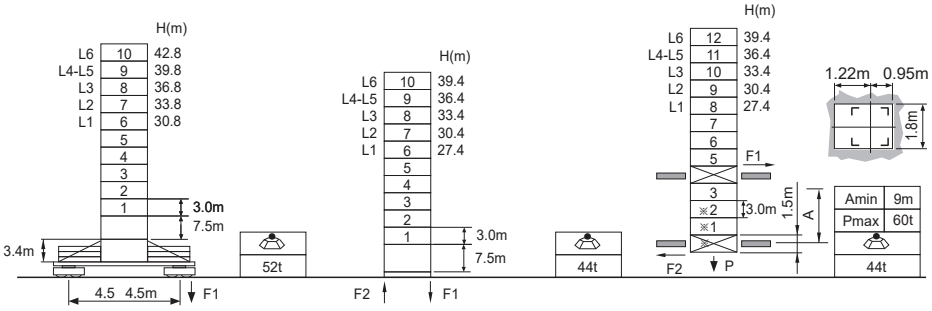

L46A1 ☑1.6m		
	H	Jib root hinge height (not include the fixing angle)
	H1	Height under hook
	H2	Tower body height: H2 = [H - 1.93m]

Total weight of free standing height (excludes counter weight and ballast)
Total weight of counter weight
Please consult with us in case higher freestanding height needed.

● In service
■ Out of service
F Reactions
Please refer to the user manual for reaction force

Load diagrams

R	falls	R(C$_{MAX}$)	C$_{MAX}$	m	15	17	20	22	25	27	30	32	35	37	40	42	45	47	50
50m		4.1~35.7 [46.1]	5	t	5.0	5.0	5.0	5.0	5.0	5.0	5.0	5.0	5.0	4.7	4.1	3.7	**3.2**	2.9	**2.5**
		4.1~27.8 [57.2]	7.5	t	7.5	7.5	7.5	7.5	7.5	7.5	6.6	6.1	5.1	4.7	4.1	3.7	**3.2**	2.9	**2.5**
45m		3.7~36.5 [38.2]	5	t	5.0	5.0	5.0	5.0	5.0	5.0	5.0	5.0	5.0	4.9	4.3	3.9	3.4		
		3.7~28.5 [52.0]	7.5	t	7.5	7.5	7.5	7.5	7.5	7.5	6.9	6.3	5.4	4.9	4.3	3.9	3.4		
		3.7~23.2 [59.8]	10	t	10.0	10.0	10.0	10.0	9.2	8.3	6.9	6.3	5.4	4.9	4.3	3.9	3.4		
40m		3.2~37.6 [24.7]	5	t	5.0	5.0	5.0	5.0	5.0	5.0	5.0	5.0	5.0	5.0	4.5				
		3.2~29.1 [45.0]	7.5	t	7.5	7.5	7.5	7.5	7.5	7.5	7.2	6.6	5.7	5.2	4.5				
		3.2~23.6 [54.9]	10	t	10.0	10.0	10.0	10.0	9.2	8.3	7.2	6.6	5.7	5.2	4.5				
35m		2.8~35.0 [15.0]	5	t	5.0	5.0	5.0	5.0	5.0	5.0	5.0	5.0	5.0						
		2.8~29.1 [36.2]	7.5	t	7.5	7.5	7.5	7.5	7.5	7.5	7.2	6.6	5.7						
		2.8~23.6 [49.0]	10	t	10.0	10.0	10.0	10.0	9.2	8.3	7.2	6.6	5.7						
30m		2.3~30.0 [15.0]	5	t	5.0	5.0	5.0	5.0	5.0	5.0	5.0								
		2.3~29.1 [20.0]	7.5	t	7.5	7.5	7.5	7.5	7.5	7.5	7.2								
		2.3~23.6 [40.1]	10	t	10.0	10.0	10.0	10.0	9.2	8.3	7.2								
25m		1.9~25.0 [14.7]	5	t	5.0	5.0	5.0	5.0	5.0										
		1.9~25.0 [14.7]	7.5	t	7.5	7.5	7.5	7.5	7.5										
		1.9~23.6 [24.0]	10	t	10.0	10.0	10.0	10.0	9.2										

Anchorages

An[m]	A1	A2	A3	A4	A5	A6	A7	A8	A9	A10
	24.0	39.0	54.0	69.0	84.0	99.0	114.0	129.0	160.0	175.0
H2 [m]	43.5	58.5	73.5	88.5	100.5	115.5	130.5	145.5	144.5	159.5 ※

※ Over this height please contact us

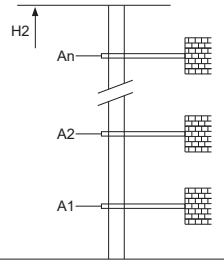

Mechanisms

	60QP25HB-G1		m/min	0~45	0~90	45kW
			t	5	2.5	
			m/min	0~30	0~60	560m
			t	7.5	3.75	>560m※
			m/min	0~22.5	0~45	
			t	10	5	
	60LVF25KW △		m/min	0~45	0~90	45kW
			t	5	2.5	
			m/min	0~30	0~60	750m
			t	7.5	3.75	>750m※
			m/min	0~22.5	0~45	
			t	10	5	
	40LP35H-G2	15~80		3min10s		30kW
	RCV95	rpm		0~0.6		2x5.5kW
	380V 50Hz(±5%) 380V 60Hz(±5%) 440V 60Hz(±5%)			105kVA		kVA

※ Please consult us △ Option