JARLWAY
www.jarlwaycranes.com

TOWER CRANE SPECIFICATION

CE ISO 9001

2021-11-25 Version Number: L46A1

JTL140 F8

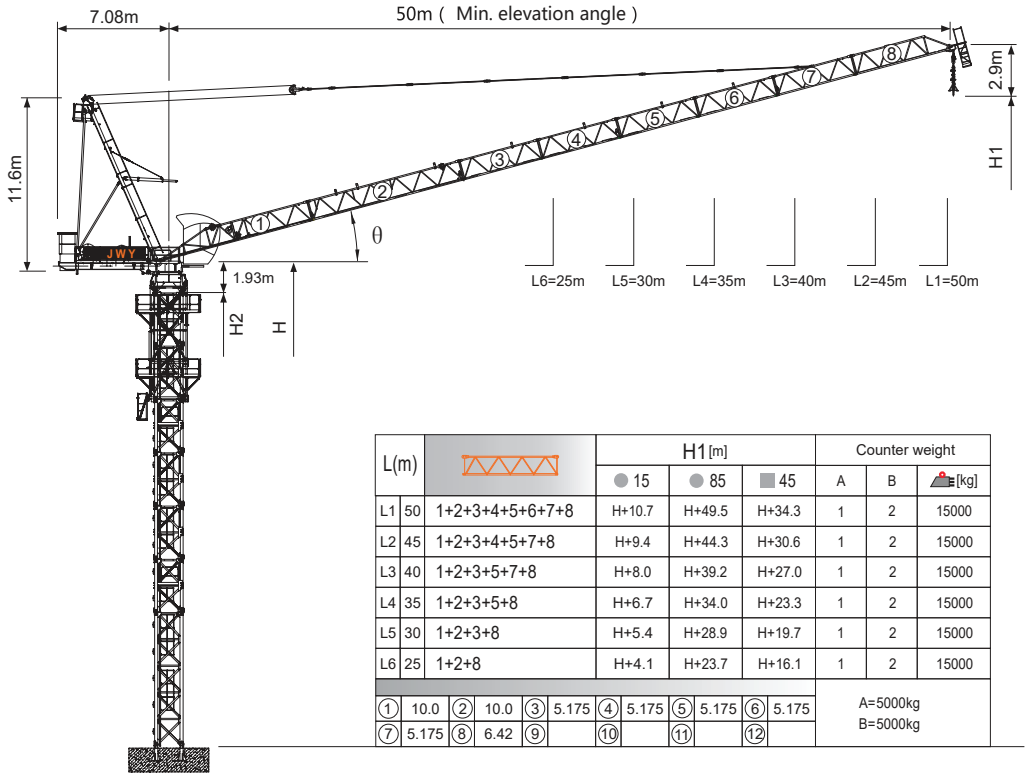

L(m)			H1 [m] 15	H1 [m] 85	H1 [m] 45	Counter weight A	Counter weight B	Counter weight [kg]
L1	50	1+2+3+4+5+6+7+8	H+10.7	H+49.5	H+34.3	1	2	15000
L2	45	1+2+3+4+5+7+8	H+9.4	H+44.3	H+30.6	1	2	15000
L3	40	1+2+3+5+7+8	H+8.0	H+39.2	H+27.0	1	2	15000
L4	35	1+2+3+5+8	H+6.7	H+34.0	H+23.3	1	2	15000
L5	30	1+2+3+8	H+5.4	H+28.9	H+19.7	1	2	15000
L6	25	1+2+8	H+4.1	H+23.7	H+16.1	1	2	15000

①	10.0	②	10.0	③	5.175	④	5.175	⑤	5.175	⑥	5.175	A=5000kg
⑦	5.175	⑧	6.42	⑨		⑩		⑪		⑫		B=5000kg

Jib root hinge height

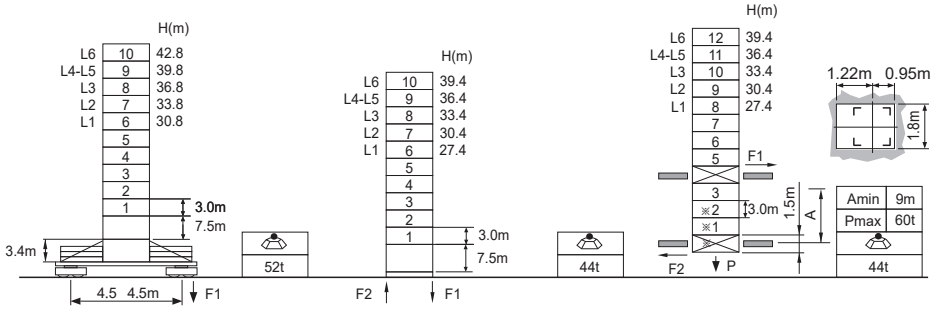

L46A1 ☒1.6m	H	Jib root hinge height (not include the fixing angle)
	H1	Height under hook
	H2	Tower body height: H2 = [H - 1.93m]

Total weight of free standing height (excludes counter weight and ballast)
Total weight of counter weight
Please consult with us in case higher freestanding height needed.

● In service
■ Out of service
F Reactions
Please refer to the user manual for reaction force

Load diagrams

R	falls	R(C$_{MAX}$)	C$_{MAX}$	m	15	17	20	22	25	27	30	32	35	37	40	42	45	47	50
50m		4.1~40.3 [38.6]	4	t	4.0	4.0	4.0	4.0	4.0	4.0	4.0	4.0	4.0	4.0	4.0	3.7	3.2	2.9	2.5
		4.1~32.1 [51.3]	6	t	6.0	6.0	6.0	6.0	6.0	6.0	6.0	6.0	5.1	4.7	4.1	3.7	3.2	2.9	2.5
		4.1~26.6 [58.7]	8	t	8.0	8.0	8.0	8.0	8.0	7.8	6.6	6.1	5.1	4.7	4.1	3.7	3.2	2.9	2.5
45m		3.7~41.9 [25.8]	4	t	4.0	4.0	4.0	4.0	4.0	4.0	4.0	4.0	4.0	4.0	4.0	3.9	3.4		
		3.7~33.0 [44.6]	6	t	6.0	6.0	6.0	6.0	6.0	6.0	6.0	6.0	5.4	4.9	4.3	3.9	3.4		
		3.7~27.3 [53.8]	8	t	8.0	8.0	8.0	8.0	8.0	8.0	6.9	6.3	5.4	4.9	4.3	3.9	3.4		
40m		3.2~40.0 [15.0]	4	t	4.0	4.0	4.0	4.0	4.0	4.0	4.0	4.0	4.0	4.0	4.0				
		3.2~33.9 [34.9]	6	t	6.0	6.0	6.0	6.0	6.0	6.0	6.0	6.0	5.7	5.2	4.5				
		3.2~27.8 [47.5]	8	t	8.0	8.0	8.0	8.0	8.0	8.0	7.2	6.6	5.7	5.2	4.5				
35m		2.8~35.0 [15.0]	4	t	4.0	4.0	4.0	4.0	4.0	4.0	4.0	4.0	4.0						
		2.8~33.9 [20.5]	6	t	6.0	6.0	6.0	6.0	6.0	6.0	6.0	6.0	5.7						
		2.8~27.8 [39.5]	8	t	8.0	8.0	8.0	8.0	8.0	8.0	7.2	6.6	5.7						
30m		2.3~30.0 [15.0]	4	t	4.0	4.0	4.0	4.0	4.0	4.0	4.0								
		2.3~30.0 [15.0]	6	t	6.0	6.0	6.0	6.0	6.0	6.0	6.0								
		2.3~27.8 [26.0]	8	t	8.0	8.0	8.0	8.0	8.0	8.0	7.2								
25m		1.9~25.0 [14.7]	4	t	4.0	4.0	4.0	4.0	4.0										
		1.9~25.0 [14.7]	6	t	6.0	6.0	6.0	6.0	6.0										
		1.9~25.0 [14.7]	8	t	8.0	8.0	8.0	8.0	8.0										

Anchorages

An[m]	A1	A2	A3	A4	A5	A6	A7	A8	A9	A10
	24.0	39.0	54.0	69.0	84.0	99.0	114.0	129.0	160.0	175.0
H2 [m]	43.5	58.5	73.5	88.5	100.5	115.5	130.5	145.5	144.5	159.5 ※

※ Over this height please contact us

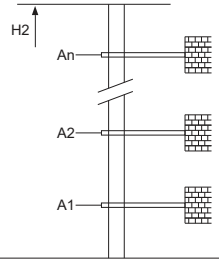

Mechanisms

	50QP20HS-CG5		m/min	0 ~ 40	0 ~ 80	37kW
			t	4	2	
			m/min	0 ~ 26	0 ~ 52	
			t	6	3	
			m/min	0 ~ 20	0 ~ 40	
			t	8	4	
						500m >500m※
	50LVF20KL-C △		m/min	0 ~ 42	0 ~ 84	37kW
			t	4	2	
			m/min	0 ~ 28	0 ~ 56	
			t	6	3	
			m/min	0 ~ 21	0 ~ 42	
			t	8	4	
						710m >710m※
	40LP35H-G2	15~80		3min10s		30kW
	RCV95	rpm		0 ~ 0.6		2x5.5kW
	380V 50Hz(±5%) 380V 60Hz(±5%) 440V 60Hz(±5%)			95kVA		kVA

※ Please consult us △ Option