JTL140 F8

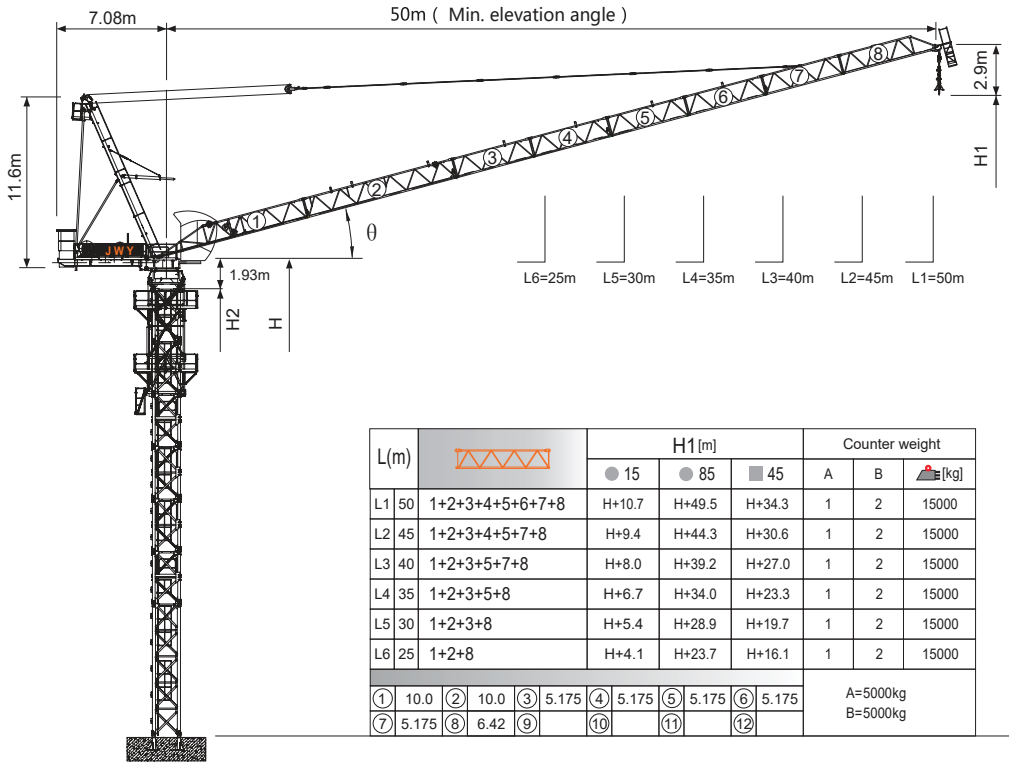

L(m)			H1 [m]			Counter weight		
			● 15	● 85	■ 45	A	B	[kg]
L1	50	1+2+3+4+5+6+7+8	H+10.7	H+49.5	H+34.3	1	2	15000
L2	45	1+2+3+4+5+7+8	H+9.4	H+44.3	H+30.6	1	2	15000
L3	40	1+2+3+5+7+8	H+8.0	H+39.2	H+27.0	1	2	15000
L4	35	1+2+3+5+8	H+6.7	H+34.0	H+23.3	1	2	15000
L5	30	1+2+3+8	H+5.4	H+28.9	H+19.7	1	2	15000
L6	25	1+2+8	H+4.1	H+23.7	H+16.1	1	2	15000

①	10.0	②	10.0	③	5.175	④	5.175	⑤	5.175	⑥	5.175	A=5000kg
⑦	5.175	⑧	6.42	⑨		⑩		⑪		⑫		B=5000kg

Jib root hinge height

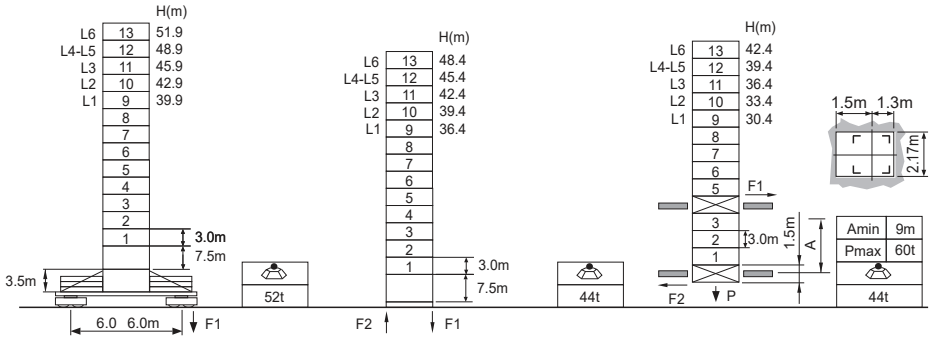

L68B2 ⊠2.0m		
	H	Jib root hinge height (not include the fixing angle)
	H1	Height under hook
	H2	Tower body height: H2 = [H - 1.93m]

Total weight of free standing height (excludes counter weight and ballast)
Total weight of counter weight
Please consult with us in case higher freestanding height needed.

● In service
■ Out of service
F Reactions
Please refer to the user manual for reaction force

Load diagrams

R	falls	R(C_MAX)	C_MAX	m	15	17	20	22	25	27	30	32	35	37	40	42	45	47	50
50m		4.1~40.3 [38.6]	4	t	4.0	4.0	4.0	4.0	4.0	4.0	4.0	4.0	4.0	4.0	4.0	3.7	3.2	2.9	2.5
		4.1~32.1 [51.3]	6	t	6.0	6.0	6.0	6.0	6.0	6.0	6.0	6.0	5.1	4.7	4.1	3.7	3.2	2.9	2.5
		4.1~26.6 [58.7]	8	t	8.0	8.0	8.0	8.0	8.0	7.8	6.6	6.1	5.1	4.7	4.1	3.7	3.2	2.9	2.5
45m		3.7~41.9 [25.8]	4	t	4.0	4.0	4.0	4.0	4.0	4.0	4.0	4.0	4.0	4.0	4.0	3.9	3.4		
		3.7~33.0 [44.6]	6	t	6.0	6.0	6.0	6.0	6.0	6.0	6.0	6.0	5.4	4.9	4.3	3.9	3.4		
		3.7~27.3 [53.8]	8	t	8.0	8.0	8.0	8.0	8.0	8.0	6.9	6.3	5.4	4.9	4.3	3.9	3.4		
40m		3.2~40.0 [15.0]	4	t	4.0	4.0	4.0	4.0	4.0	4.0	4.0	4.0	4.0	4.0	4.0				
		3.2~33.9 [34.9]	6	t	6.0	6.0	6.0	6.0	6.0	6.0	6.0	6.0	5.7	5.2	4.5				
		3.2~27.8 [47.5]	8	t	8.0	8.0	8.0	8.0	8.0	8.0	7.2	6.6	5.7	5.2	4.5				
35m		2.8~35.0 [15.0]	4	t	4.0	4.0	4.0	4.0	4.0	4.0	4.0	4.0	4.0						
		2.8~33.9 [20.5]	6	t	6.0	6.0	6.0	6.0	6.0	6.0	6.0	6.0	5.7						
		2.8~27.8 [39.5]	8	t	8.0	8.0	8.0	8.0	8.0	8.0	7.2	6.6	5.7						
30m		2.3~30.0 [15.0]	4	t	4.0	4.0	4.0	4.0	4.0	4.0	4.0								
		2.3~30.0 [15.0]	6	t	6.0	6.0	6.0	6.0	6.0	6.0	6.0								
		2.3~27.8 [26.0]	8	t	8.0	8.0	8.0	8.0	8.0	8.0	7.2								
25m		1.9~25.0 [14.7]	4	t	4.0	4.0	4.0	4.0	4.0										
		1.9~25.0 [14.7]	6	t	6.0	6.0	6.0	6.0	6.0										
		1.9~25.0 [14.7]	8	t	8.0	8.0	8.0	8.0	8.0										

Anchorages

An[m]	A1	A2	A3	A4	A5	A6	A7	A8	A9	A10
	33.0	57.0	81.0	105.0	129.0	153.0	177.0	201.0	-	-
H2 [m]	61.5	85.5	106.5	130.5	154.5	178.5	202.5	226.5 ※	-	-

※ Over this height please contact us

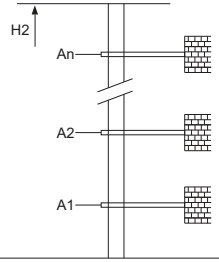

Mechanisms

	50QP20HS-CG5		m/min	0 ~ 40	0 ~ 80
			t	4	2
			m/min	0 ~ 26	0 ~ 52
			t	6	3
			m/min	0 ~ 20	0 ~ 40
			t	8	4
					37kW
					500m
					>500m※
	50LVF20KL-C △		m/min	0 ~ 42	0 ~ 84
			t	4	2
			m/min	0 ~ 28	0 ~ 56
			t	6	3
			m/min	0 ~ 21	0 ~ 42
			t	8	4
					37kW
					710m
					>710m※
	40LP35H-G2	15~80		3min10s	30kW
	RCV95	rpm		0 ~ 0.6	2x5.5kW
	380V 50Hz(±5%) 380V 60Hz(±5%) 440V 60Hz(±5%)			95kVA	kVA

※ Please consult us △ Option