JTL120 F8

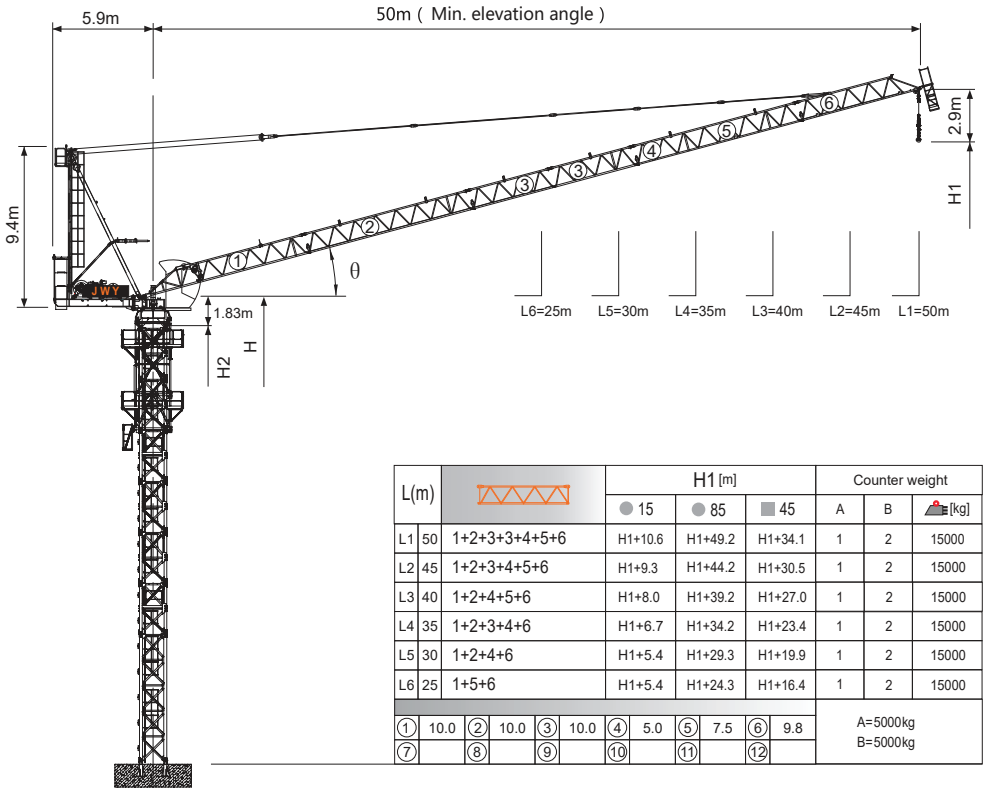

L(m)			H1 [m]			Counter weight		
			● 15	● 85	■ 45	A	B	[kg]
L1	50	1+2+3+3+4+5+6	H1+10.6	H1+49.2	H1+34.1	1	2	15000
L2	45	1+2+3+4+5+6	H1+9.3	H1+44.2	H1+30.5	1	2	15000
L3	40	1+2+4+5+6	H1+8.0	H1+39.2	H1+27.0	1	2	15000
L4	35	1+2+3+4+6	H1+6.7	H1+34.2	H1+23.4	1	2	15000
L5	30	1+2+4+6	H1+5.4	H1+29.3	H1+19.9	1	2	15000
L6	25	1+5+6	H1+5.4	H1+24.3	H1+16.4	1	2	15000

①	10.0	②	10.0	③	10.0	④	5.0	⑤	7.5	⑥	9.8
⑦		⑧		⑨		⑩		⑪		⑫	

A=5000kg
B=5000kg

Jib root hinge height

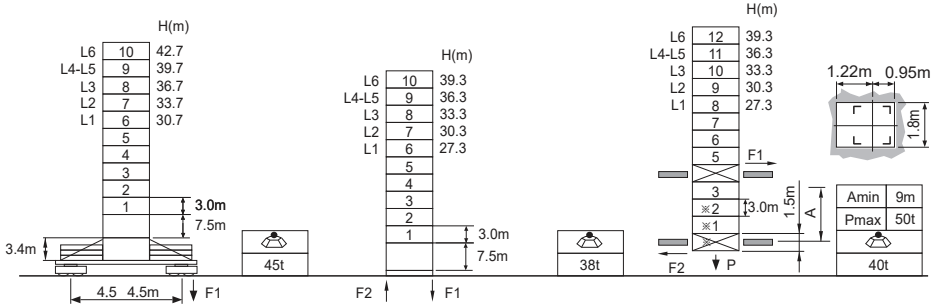

L46A1 ∅1.6m		
	H	Jib root hinge height (not include the fixing angle)
	H1	Height under hook
	H2	Tower body height: H2 = [H - 1.83m]

Total weight of free standing height (excludes counter weight and ballast)
Total weight of counter weight
Please consult with us in case higher freestanding height needed.

● In service
■ Out of service
F Reactions
Please refer to the user manual for reaction force

Load diagrams

R	falls	R(C_MAX)	C_MAX	m	15	17	20	22	25	27	30	32	35	37	40	42	45	47	50
50m	4	4.0~36.2 [45.3]	4	t	4.0	4.0	4.0	4.0	4.0	4.0	4.0	4.0	4.0	3.8	3.3	3.0	2.5	2.3	2.0
	2	4.0~28.4 [56.4]	6	t	6.0	6.0	6.0	6.0	6.0	6.0	5.5	4.9	4.2	3.8	3.3	3.0	2.5	2.3	2.0
45m	4	3.6~37.6 [36.3]	4	t	4.0	4.0	4.0	4.0	4.0	4.0	4.0	4.0	4.0	4.0	3.5	3.2	2.8		
	2	3.6~29.2 [51.0]	6	t	6.0	6.0	6.0	6.0	6.0	6.0	5.7	5.2	4.5	4.1	3.5	3.2	2.8		
	1	3.6~23.9 [58.9]	8	t	8.0	8.0	8.0	8.0	7.5	6.7	5.7	5.2	4.5	4.1	3.5	3.2	2.8		
40m	4	3.1~38.6 [22.3]	4	t	4.0	4.0	4.0	4.0	4.0	4.0	4.0	4.0	4.0	4.0	3.7				
	2	3.1~29.9 [44.0]	6	t	6.0	6.0	6.0	6.0	6.0	6.0	5.9	5.4	4.7	4.3	3.7				
	1	3.1~24.3 [54.0]	8	t	8.0	8.0	8.0	8.0	7.7	6.9	5.9	5.4	4.7	4.3	3.7				
35m	4	2.7~35.0 [20.0]	4	t	4.0	4.0	4.0	4.0	4.0	4.0	4.0	4.0	4.0						
	2	2.7~29.9 [35.4]	6	t	6.0	6.0	6.0	6.0	6.0	6.0	5.9	5.4	4.7						
	1	2.7~24.3 [48.3]	8	t	8.0	8.0	8.0	8.0	7.7	6.9	5.9	5.4	4.7						
30m	4	2.3~30.0 [19.0]	4	t	4.0	4.0	4.0	4.0	4.0	4.0	4.0								
	2	2.3~29.9 [19.5]	6	t	6.0	6.0	6.0	6.0	6.0	6.0	5.9								
	1	2.3~24.3 [39.8]	8	t	8.0	8.0	8.0	8.0	7.7	6.9	5.9								
25m	4	1.8~25.0 [21.0]	4	t	4.0	4.0	4.0	4.0	4.0										
	2	1.8~25.0 [18.0]	6	t	6.0	6.0	6.0	6.0	6.0										
	1	1.8~24.3 [24.5]	8	t	8.0	8.0	8.0	8.0	7.7										

※

Anchorages

An[m]	A1	A2	A3	A4	A5	A6	A7	A8	A9	A10
	24.0	39.0	54.0	69.0	84.0	99.0	114.0	129.0	-	-
H2 [m]	43.5	58.5	73.5	88.5	100.5	115.5	130.5	145.5 ※	-	-

※ Over this height please contact us

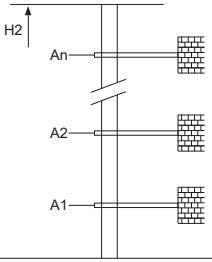

Mechanisms

	50QP20HS-CG5		m/min	0~40	0~80	37kW
			t	4.0	2.0	
			m/min	0~26	0~52	
			t	6.0	3.0	
			m/min	0~20	0~40	
			t	8.0	4.0	
	50LVF20KL-C △		m/min	0~42	0~84	37kW
			t	4	2	
			m/min	0~28	0~56	
			t	6	3	
			m/min	0~21	0~42	
			t	8	4	
	40LP35H-G2	15~80		3min10s		30kW
	RCV95	rpm		0~0.6		2x5.5kW
	380V 50Hz(±5%) 380V 60Hz(±5%) 440V 60Hz(±5%)			95kVA		kVA

500m	710m
>500m※	>710m※

※ Please consult us △ Option