JTD4537 D24

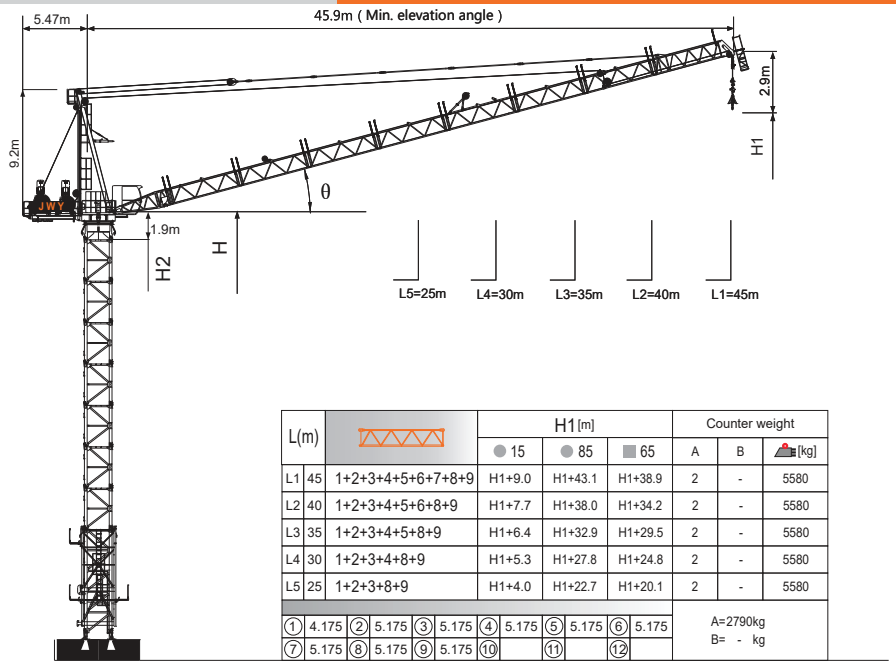

L(m)		H1 [m]			Counter weight		
		● 15	● 85	■ 65	A	B	[kg]
L1	45	1+2+3+4+5+6+7+8+9	H1+9.0	H1+43.1	H1+38.9	2	-	5580
L2	40	1+2+3+4+5+6+8+9	H1+7.7	H1+38.0	H1+34.2	2	-	5580
L3	35	1+2+3+4+5+8+9	H1+6.4	H1+32.9	H1+29.5	2	-	5580
L4	30	1+2+3+4+8+9	H1+5.3	H1+27.8	H1+24.8	2	-	5580
L5	25	1+2+3+8+9	H1+4.0	H1+22.7	H1+20.1	2	-	5580

① 4.175 ② 5.175 ③ 5.175 ④ 5.175 ⑤ 5.175 ⑥ 5.175
⑦ 5.175 ⑧ 5.175 ⑨ 5.175 ⑩ ⑪ ⑫

A=2790kg
B= - kg

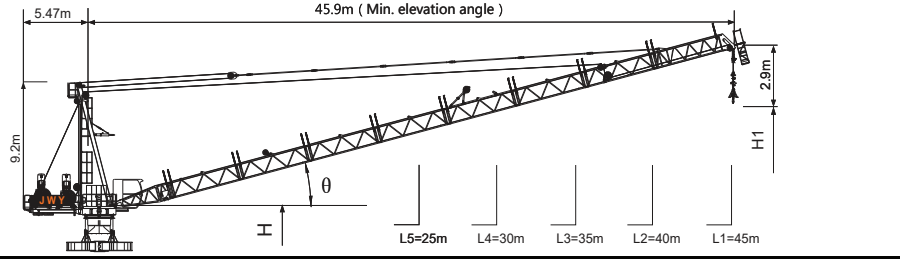

Jib root hinge height

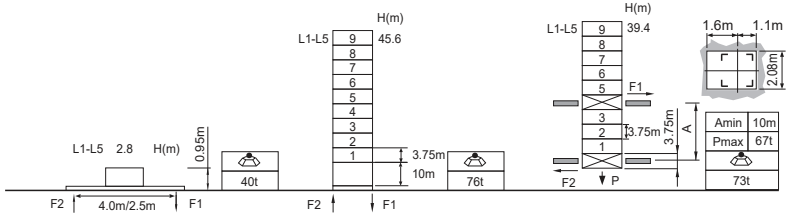

H20 ◰1.95m		
	H	Jib root hinge height (not include the fixing angle)
	H1	Height under hook
	H2	Tower body height: H2 = [H - 1.9m]

Total weight of free standing height (excludes counter weight and ballast)
Total weight of counter weight
Please consult with us in case higher freestanding height needed.

● In service
■ Out of service
F Reactions
Please refer to the user manual for reaction force

Load diagrams

R	fall	R(C$_{MAX}$)	C$_{MAX}$	m	10	12	15	17	20	22	25	27	30	32	35	37	40	42	45
45m	4	4.2~24.6 [60.3]	12	t	12.0	12.0	12.0	12.0	12.0	12.0	11.6	10.3	8.7	7.8	6.6	5.9	5.1	4.5	3.7
	2	4.2~18.4 [68.9]	18	t	18.0	18.0	18.0	18.0	16.1	14.1	11.6	10.3	8.7	7.8	6.6	5.9	5.1	4.5	3.7
	1	4.2~14.7 [73.8]	24	t	24.0	24.0	23.3	19.9	16.1	14.1	11.6	10.3	8.7	7.8	6.6	5.9	5.1	4.5	3.7
40m	4	4.0~25.5 [54.5]	12	t	12.0	12.0	12.0	12.0	12.0	12.0	12.0	11.1	9.5	8.6	7.4	6.7	5.5		
	2	4.0~19.0 [65.0]	18	t	18.0	18.0	18.0	18.0	16.9	14.9	12.5	11.1	9.5	8.6	7.4	6.7	5.5		
	1	4.0~15.1 [71.0]	24	t	24.0	24.0	24.0	20.7	16.9	14.9	12.5	11.1	9.5	8.6	7.4	6.7	5.5		
35m	4	3.7~25.5 [48.3]	12	t	12.0	12.0	12.0	12.0	12.0	12.0	12.0	11.1	9.5	8.6	7.4				
	2	3.7~19.0 [61.2]	18	t	18.0	18.0	18.0	18.0	16.9	14.9	12.5	11.1	9.5	8.6	7.4				
	1	3.7~15.1 [68.1]	24	t	24.0	24.0	24.0	20.7	16.9	14.9	12.5	11.1	9.5	8.6	7.4				
30m	4	3.4~25.5 [38.7]	12	t	12.0	12.0	12.0	12.0	12.0	12.0	12.0	11.1	9.5						
	2	3.4~19.0 [55.7]	18	t	18.0	18.0	18.0	18.0	16.9	14.9	12.5	11.1	9.5						
	1	3.4~15.1 [64.1]	24	t	24.0	24.0	24.0	20.7	16.9	14.9	12.5	11.1	9.5						
25m	4	3.1~25.0 [21.6]	12	t	12.0	12.0	12.0	12.0	12.0	12.0	12.0								
	2	3.1~19.0 [47.0]	18	t	18.0	18.0	18.0	18.0	16.9	14.9	12.5								
	1	3.1~15.1 [58.4]	24	t	24.0	24.0	24.0	20.7	16.9	14.9	12.5								

Anchorages

An[m]	A1	A2	A3	A4	A5	A6	A7	A8	A9	A10
	41.8	68.1	94.3	120.6	146.8	173.1	199.3	225.6	251.8	278.1
H2 [m]	73.7	100.0	122.5	148.7	175.0	201.2	227.5	253.7	280.0	306.2 ※

※ Over this height please contact us

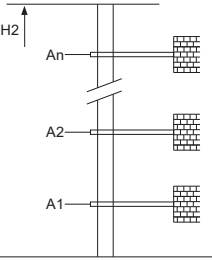

Mechanisms

	120LVF60KL		m/min	0~36	0~72	90kW
			t	12.0	6.0	
			m/min	0~24	0~48	
			t	18.0	9.0	
			m/min	0~18	0~36	
			t	24.0	12.0	
	75VVF40KL	15~80		1min40s		55kW
	RCV145	rpm		0~0.8		2x7.5kW
	380V 50Hz(±5%) 380V 60Hz(±5%) 440V 60Hz(±5%)			120LVF55KL 190kVA		kVA

1000m
>1000m※

※ Please consult us △ Option