JTD4537 D22

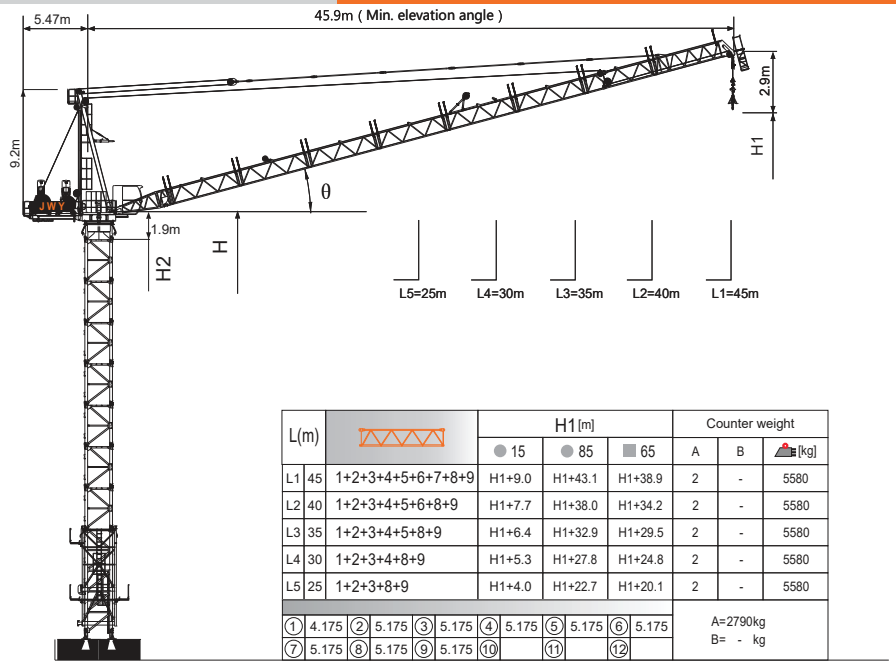

L(m)			H1 [m]			Counter weight		
			● 15	● 85	■ 65	A	B	[kg]
L1	45	1+2+3+4+5+6+7+8+9	H1+9.0	H1+43.1	H1+38.9	2	-	5580
L2	40	1+2+3+4+5+6+8+9	H1+7.7	H1+38.0	H1+34.2	2	-	5580
L3	35	1+2+3+4+5+8+9	H1+6.4	H1+32.9	H1+29.5	2	-	5580
L4	30	1+2+3+4+8+9	H1+5.3	H1+27.8	H1+24.8	2	-	5580
L5	25	1+2+3+8+9	H1+4.0	H1+22.7	H1+20.1	2	-	5580

① 4.175 ② 5.175 ③ 5.175 ④ 5.175 ⑤ 5.175 ⑥ 5.175
⑦ 5.175 ⑧ 5.175 ⑨ 5.175 ⑩ ⑪ ⑫

A=2790kg
B= - kg

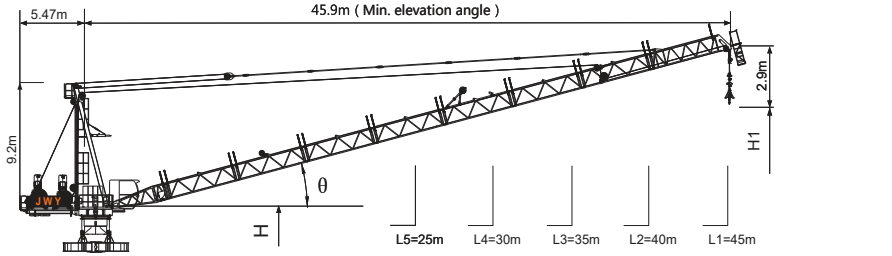

Jib root hinge height

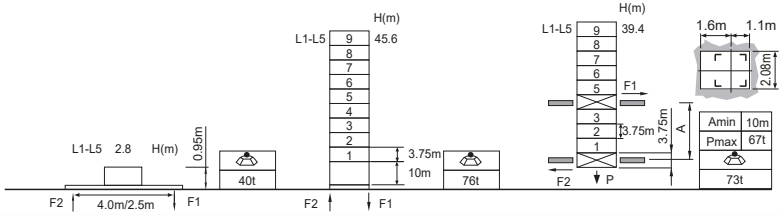

H20 ⍁1.95m		
	H	Jib root hinge height (not include the fixing angle)
	H1	Height under hook
	H2	Tower body height: H2 = [H - 1.9m]

Total weight of free standing height (excludes counter weight and ballast)
Total weight of counter weight
Please consult with us in case higher freestanding height needed.

● In service
■ Out of service
F Reactions
Please refer to the user manual for reaction force

Load diagrams

R	falls	R(C$_{MAX}$)	C$_{MAX}$	m	10	12	15	17	20	22	25	27	30	32	35	37	40	42	45
45m		4.2~26.1 [58.2]	11	t	11.0	11.0	11.0	11.0	11.0	11.0	11.0	10.3	8.7	7.8	6.6	5.9	5.1	4.5	3.7
		4.2~19.7 [67.2]	16.5	t	16.5	16.5	16.5	16.5	16.1	14.1	11.6	10.3	8.7	7.8	6.6	5.9	5.1	4.5	3.7
		4.2~15.8 [72.4]	22	t	22.0	22.0	22.0	19.9	16.1	14.1	11.6	10.3	8.7	7.8	6.6	5.9	5.1	4.5	3.7
40m		4.0~27.3 [51.4]	11	t	11.0	11.0	11.0	11.0	11.0	11.0	11.0	11.0	9.5	8.6	7.4	6.7	5.5		
		4.0~20.4 [63.0]	16.5	t	16.5	16.5	16.5	16.5	16.5	14.9	12.5	11.1	9.5	8.6	7.4	6.7	5.5		
		4.0~16.2 [69.4]	22	t	22.0	22.0	22.0	20.7	16.9	14.9	12.5	11.1	9.5	8.6	7.4	6.7	5.5		
35m		3.7~27.3 [44.2]	11	t	11.0	11.0	11.0	11.0	11.0	11.0	11.0	11.0	9.5	8.6	7.4				
		3.7~20.4 [58.5]	16.5	t	16.5	16.5	16.5	16.5	16.5	14.9	12.5	11.1	9.5	8.6	7.4				
		3.7~16.2 [66.2]	22	t	22.0	22.0	22.0	20.7	16.9	14.9	12.5	11.1	9.5	8.6	7.4				
30m		3.4~27.3 [32.6]	11	t	11.0	11.0	11.0	11.0	11.0	11.0	11.0	11.0	9.5						
		3.4~20.4 [52.3]	16.5	t	16.5	16.5	16.5	16.5	16.5	14.9	12.5	11.1	9.5						
		3.4~16.2 [61.8]	22	t	22.0	22.0	22.0	20.7	16.9	14.9	12.5	11.1	9.5						
25m		3.1~25.0 [21.6]	11	t	11.0	11.0	11.0	11.0	11.0	11.0	11.0								
		3.1~20.4 [42.5]	16.5	t	16.5	16.5	16.5	16.5	16.5	14.9	12.5								
		3.1~16.2 [55.2]	22	t	22.0	22.0	22.0	20.7	16.9	14.9	12.5								

Anchorages

An[m]	A1	A2	A3	A4	A5	A6	A7	A8	A9	A10
	41.8	68.1	94.3	120.6	146.8	173.1	199.3	225.6	251.8	278.1
H2 [m]	73.7	100.0	122.5	148.7	175.0	201.2	227.5	253.7	280.0	306.2 ※

※ Over this height please contact us

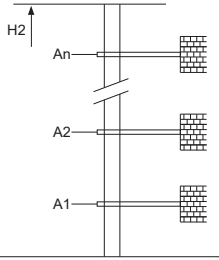

Mechanisms

	120LVF55KL		m/min	0~44	0~88	90kW
			t	11.0	5.5	
			m/min	0~29.3	0~58.6	
			t	16.5	8.25	
			m/min	0~22	0~44	
			t	22.0	11.0	
	75VVF40KL	15~80		1min40s		55kW
	RCV145	rpm		0~0.8		2x7.5kW
	380V 50Hz(±5%) 380V 60Hz(±5%) 440V 60Hz(±5%)			120LVF55KL 190kVA		kVA

1000m
>1000m※

※ Please consult us △ Option