JTD4537 D20

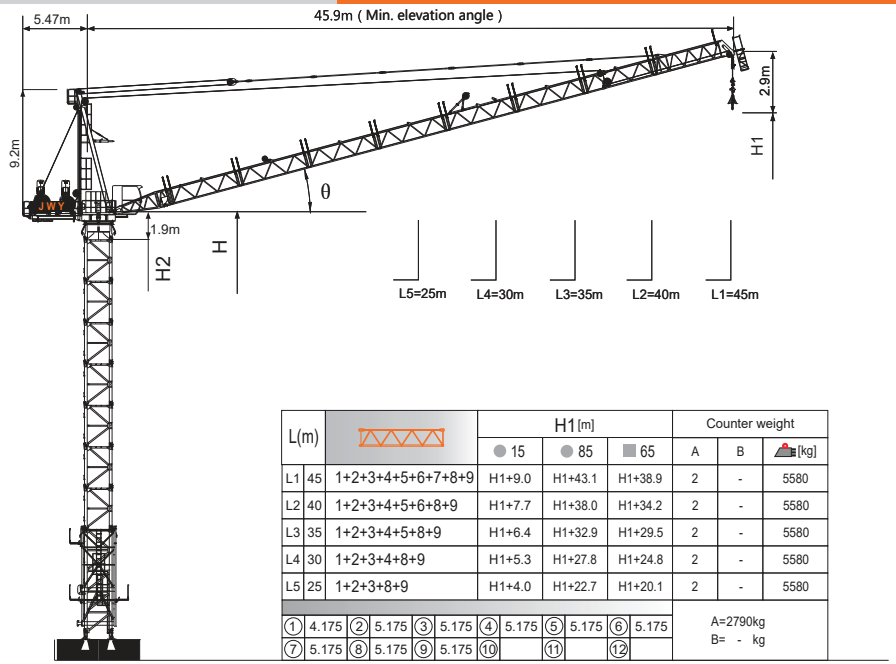

L(m)			H1 [m]			Counter weight		
			● 15	● 85	■ 65	A	B	[kg]
L1	45	1+2+3+4+5+6+7+8+9	H1+9.0	H1+43.1	H1+38.9	2	-	5580
L2	40	1+2+3+4+5+6+8+9	H1+7.7	H1+38.0	H1+34.2	2	-	5580
L3	35	1+2+3+4+5+8+9	H1+6.4	H1+32.9	H1+29.5	2	-	5580
L4	30	1+2+3+4+8+9	H1+5.3	H1+27.8	H1+24.8	2	-	5580
L5	25	1+2+3+8+9	H1+4.0	H1+22.7	H1+20.1	2	-	5580

① 4.175 ② 5.175 ③ 5.175 ④ 5.175 ⑤ 5.175 ⑥ 5.175
⑦ 5.175 ⑧ 5.175 ⑨ 5.175 ⑩ ⑪ ⑫

A=2790kg
B= - kg

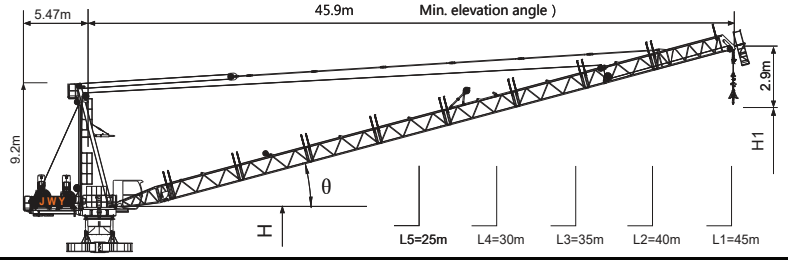

Jib root hinge height

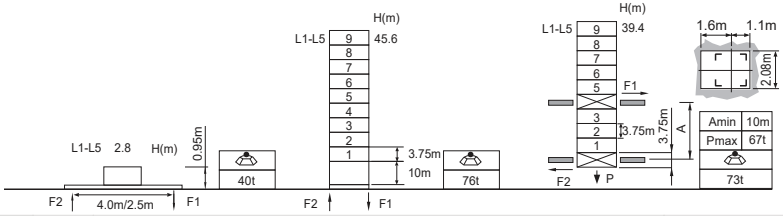

H20 ⊠1.95m		
	H	Jib root hinge height (not include the fixing angle)
	H1	Height under hook
	H2	Tower body height: H2 = [H - 1.9m]

Total weight of free standing height (excludes counter weight and ballast)
Total weight of counter weight
Please consult with us in case higher freestanding height needed.

● In service
■ Out of service
F Reactions
Please refer to the user manual for reaction force

Load diagrams

R	falls	R(C$_{MAX}$)	C$_{MAX}$	m	10	12	15	17	20	22	25	27	30	32	35	37	40	42	45
45m		4.2~27.7 [85.0]	10	t	10.0	10.0	10.0	10.0	10.0	10.0	10.0	10.0	8.7	7.8	6.6	5.9	5.1	4.5	3.7
		4.2~21.1 [85.0]	15	t	15.0	15.0	15.0	15.0	15.0	14.1	11.6	10.3	8.7	7.8	6.6	5.9	5.1	4.5	3.7
		4.2~16.7 [85.0]	20	t	20.0	20.0	20.0	19.9	16.1	14.1	11.6	10.3	8.7	7.8	6.6	5.9	5.1	4.5	3.7
40m		4.0~29.1 [85.0]	10	t	10.0	10.0	10.0	10.0	10.0	10.0	10.0	10.0	9.5	8.6	7.4	6.7	5.5		
		4.0~21.8 [85.0]	15	t	15.0	15.0	15.0	15.0	15.0	14.9	12.5	11.1	9.5	8.6	7.4	6.7	5.5		
		4.0~17.5 [85.0]	20	t	20.0	20.0	20.0	20.0	16.9	14.9	12.5	11.1	9.5	8.6	7.4	6.7	5.5		
35m		3.7~29.1 [85.0]	10	t	10.0	10.0	10.0	10.0	10.0	10.0	10.0	10.0	9.5	8.6	7.4				
		3.7~21.8 [85.0]	15	t	15.0	15.0	15.0	15.0	15.0	14.9	12.5	11.1	9.5	8.6	7.4				
		3.7~17.5 [85.0]	20	t	20.0	20.0	20.0	20.0	16.9	14.9	12.5	11.1	9.5	8.6	7.4				
30m		3.4~29.1 [85.0]	10	t	10.0	10.0	10.0	10.0	10.0	10.0	10.0	10.0	9.5						
		3.4~21.8 [85.0]	15	t	15.0	15.0	15.0	15.0	15.0	14.9	12.5	11.1	9.5						
		3.4~17.5 [85.0]	20	t	20.0	20.0	20.0	20.0	16.9	14.9	12.5	11.1	9.5						
25m		3.1~25.0 [85.0]	10	t	10.0	10.0	10.0	10.0	10.0	10.0	10.0								
		3.1~21.8 [85.0]	15	t	15.0	15.0	15.0	15.0	15.0	14.9	12.5								
		3.1~17.5 [85.0]	20	t	20.0	20.0	20.0	20.0	16.9	14.9	12.5								

Anchorages

An[m]	A1	A2	A3	A4	A5	A6	A7	A8	A9	A10
	41.8	68.1	94.3	120.6	146.8	173.1	199.3	225.6	251.8	278.1
H2 [m]	73.7	100.0	122.5	148.7	175.0	201.2	227.5	253.7	280.0	306.2 ※

※ Over this height please contact us

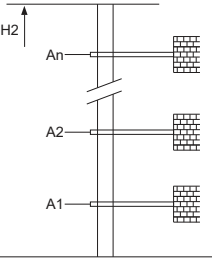

Mechanisms

	100LVF50KL		m/min	0~44	0~88	75kW
			t	10.0	5.0	
			m/min	0~29.3	0~58.6	
			t	15.0	7.5	
			m/min	0~22	0~44	800m
			t	20.0	10.0	>800m※
	120LVF50KL-Q		m/min	0~45	0~90	90kW
			t	10.0	5.0	
			m/min	0~30	0~60	
			t	15.0	7.5	
			m/min	0~22.5	0~45	1000m
			t	20.0	10.0	>1000m※
	75VVF40KL	15~80		1min40s		55kW
	RCV95	rpm		0~0.8		2x5.5kW
	380V 50Hz(±5%) 380V 60Hz(±5%) 440V 60Hz(±5%)			100LVF50KL 170kVA 120LVF50KL-P 185kVA		kVA

※ Please consult us △ Option