# JTD4537 D20

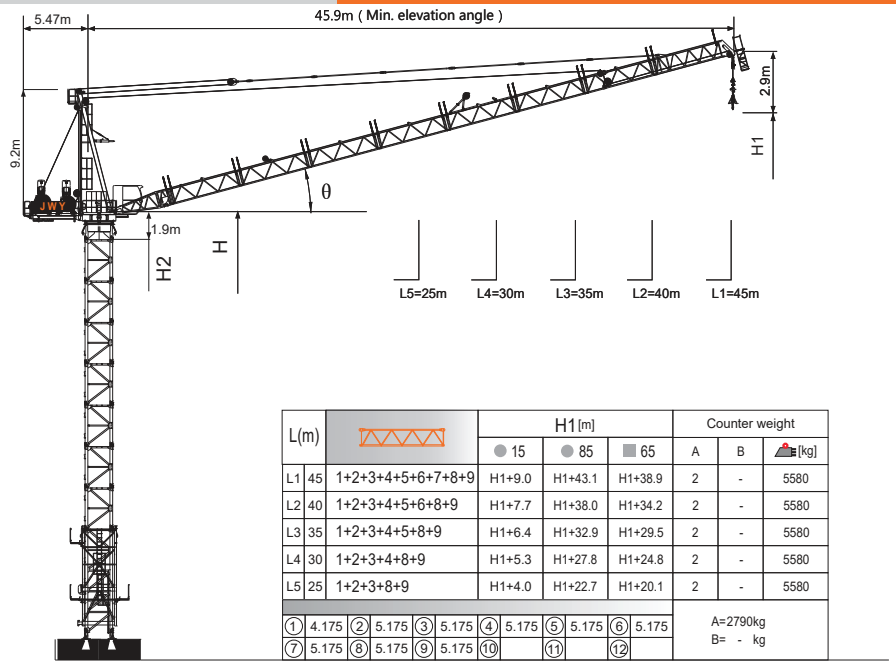


| L(m) | | H1 [m] | | | Counter weight | | |
|---|---|---|---|---|---|---|---|
| | | ● 15 | ● 85 | ■ 65 | A | B | [kg] |
| L1 | 45 | 1+2+3+4+5+6+7+8+9 | H1+9.0 | H1+43.1 | H1+38.9 | 2 | - | 5580 |
| L2 | 40 | 1+2+3+4+5+6+8+9 | H1+7.7 | H1+38.0 | H1+34.2 | 2 | - | 5580 |
| L3 | 35 | 1+2+3+4+5+8+9 | H1+6.4 | H1+32.9 | H1+29.5 | 2 | - | 5580 |
| L4 | 30 | 1+2+3+4+8+9 | H1+5.3 | H1+27.8 | H1+24.8 | 2 | - | 5580 |
| L5 | 25 | 1+2+3+8+9 | H1+4.0 | H1+22.7 | H1+20.1 | 2 | - | 5580 |

| | | | | | | | | | | | | |
|---|---|---|---|---|---|---|---|---|---|---|---|---|
| ① | 4.175 | ② | 5.175 | ③ | 5.175 | ④ | 5.175 | ⑤ | 5.175 | ⑥ | 5.175 | A=2790kg |
| ⑦ | 5.175 | ⑧ | 5.175 | ⑨ | 5.175 | ⑩ | | ⑪ | | ⑫ | | B= - kg |

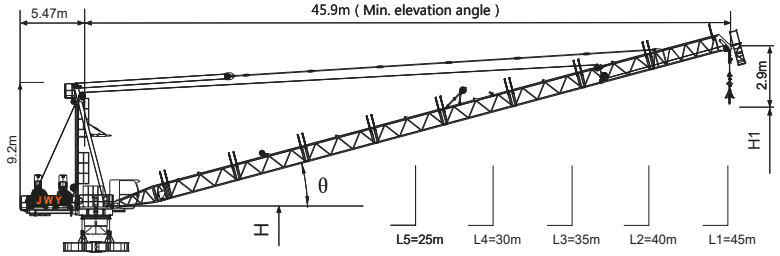


## Jib root hinge height

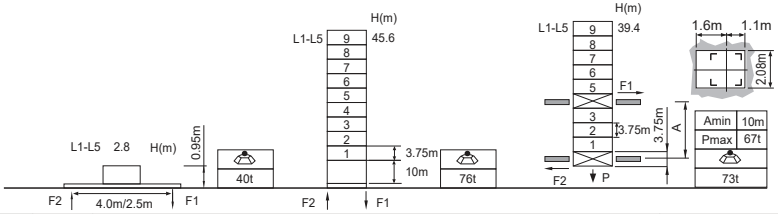


| | | |
|---|---|---|
| H20 ⍁1.95m | H | Jib root hinge height ( not include the fixing angle) |
| | H1 | Height under hook |
| | H2 | Tower body height: H2 = [ H - 1.9m ] |

Total weight of free standing height (excludes counter weight and ballast)
Total weight of counter weight
Please consult with us in case higher freestanding height needed.

● In service
■ Out of service
F Reactions
Please refer to the user manual for reaction force

## Load diagrams

| R | falls | R(C$_{MAX}$) | C$_{MAX}$ | m | 10 | 12 | 15 | 17 | 20 | 22 | 25 | 27 | 30 | 32 | 35 | 37 | 40 | 42 | 45 |
|---|---|---|---|---|---|---|---|---|---|---|---|---|---|---|---|---|---|---|---|
| 45m | | 4.2~27.7 [ 55.8 ] | 10 | t | 10.0 | 10.0 | 10.0 | 10.0 | 10.0 | 10.0 | 10.0 | 10.0 | 8.7 | 7.8 | 6.6 | 5.9 | 5.1 | 4.5 | 3.7 |
| | | 4.2~21.1 [ 65.2 ] | 15 | t | 15.0 | 15.0 | 15.0 | 15.0 | 15.0 | 14.1 | 11.6 | 10.3 | 8.7 | 7.8 | 6.6 | 5.9 | 5.1 | 4.5 | 3.7 |
| | | 4.2~16.7 [ 71.1 ] | 20 | t | 20.0 | 20.0 | 20.0 | 19.9 | 16.1 | 14.1 | 11.6 | 10.3 | 8.7 | 7.8 | 6.6 | 5.9 | 5.1 | 4.5 | 3.7 |
| 40m | | 4.0~29.1 [ 47.9 ] | 10 | t | 10.0 | 10.0 | 10.0 | 10.0 | 10.0 | 10.0 | 10.0 | 10.0 | 9.5 | 8.6 | 7.4 | 6.7 | 5.5 | | |
| | | 4.0~21.8 [ 60.7 ] | 15 | t | 15.0 | 15.0 | 15.0 | 15.0 | 15.0 | 14.9 | 12.5 | 11.1 | 9.5 | 8.6 | 7.4 | 6.7 | 5.5 | | |
| | | 4.0~17.5 [ 67.4 ] | 20 | t | 20.0 | 20.0 | 20.0 | 20.0 | 16.9 | 14.9 | 12.5 | 11.1 | 9.5 | 8.6 | 7.4 | 6.7 | 5.5 | | |
| 35m | | 3.7~29.1 [ 39.7 ] | 10 | t | 10.0 | 10.0 | 10.0 | 10.0 | 10.0 | 10.0 | 10.0 | 10.0 | 9.5 | 8.6 | 7.4 | | | | |
| | | 3.7~21.8 [ 55.9 ] | 15 | t | 15.0 | 15.0 | 15.0 | 15.0 | 15.0 | 14.9 | 12.5 | 11.1 | 9.5 | 8.6 | 7.4 | | | | |
| | | 3.7~17.5 [ 64.0 ] | 20 | t | 20.0 | 20.0 | 20.0 | 20.0 | 16.9 | 14.9 | 12.5 | 11.1 | 9.5 | 8.6 | 7.4 | | | | |
| 30m | | 3.4~29.1 [ 25.5 ] | 10 | t | 10.0 | 10.0 | 10.0 | 10.0 | 10.0 | 10.0 | 10.0 | 10.0 | 9.5 | | | | | | |
| | | 3.4~21.8 [ 49.0 ] | 15 | t | 15.0 | 15.0 | 15.0 | 15.0 | 15.0 | 14.9 | 12.5 | 11.1 | 9.5 | | | | | | |
| | | 3.4~17.5 [ 59.0 ] | 20 | t | 20.0 | 20.0 | 20.0 | 20.0 | 16.9 | 14.9 | 12.5 | 11.1 | 9.5 | | | | | | |
| 25m | | 3.1~25.0 [ 21.6 ] | 10 | t | 10.0 | 10.0 | 10.0 | 10.0 | 10.0 | 10.0 | 10.0 | | | | | | | | |
| | | 3.1~21.8 [ 37.4 ] | 15 | t | 15.0 | 15.0 | 15.0 | 15.0 | 15.0 | 14.9 | 12.5 | | | | | | | | |
| | | 3.1~17.5 [ 51.6 ] | 20 | t | 20.0 | 20.0 | 20.0 | 20.0 | 16.9 | 14.9 | 12.5 | | | | | | | | |

## Anchorages

| An[m] | A1 | A2 | A3 | A4 | A5 | A6 | A7 | A8 | A9 | A10 |
|---|---|---|---|---|---|---|---|---|---|---|
| | 41.8 | 68.1 | 94.3 | 120.6 | 146.8 | 173.1 | 199.3 | 225.6 | 251.8 | 278.1 |
| H2 [m] | 73.7 | 100.0 | 122.5 | 148.7 | 175.0 | 201.2 | 227.5 | 253.7 | 280.0 | 306.2 ※ |

※ Over this height please contact us

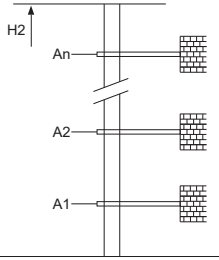


## Mechanisms

| | | | | | | |
|---|---|---|---|---|---|---|
| | 100LVF50KL | | m/min | 0~44 | 0~88 | 75kW |
| | | | t | 10.0 | 5.0 | |
| | | | m/min | 0~29.3 | 0~58.6 | |
| | | | t | 15.0 | 7.5 | |
| | | | m/min | 0~22 | 0~44 | |
| | | | t | 20.0 | 10.0 | |
| | 120LVF50KL-P | | m/min | 0~45 | 0~90 | 90kW |
| | | | t | 10.0 | 5.0 | |
| | | | m/min | 0~30 | 0~60 | |
| | | | t | 15.0 | 7.5 | |
| | | | m/min | 0~22.5 | 0~45 | |
| | | | t | 20.0 | 10.0 | |
| | 75VVF40KL | 15~80 | | 1min40s | | 55kW |
| | RCV145 | rpm | | 0~0.8 | | 2x7.5kW |
| | 380V 50Hz(±5%)<br>380V 60Hz(±5%)<br>440V 60Hz(±5%) | | | 100LVF50KL 175kVA<br>120LVF50KL-P 190kVA | | kVA |

※ Please consult us △ Option