JT300 K12

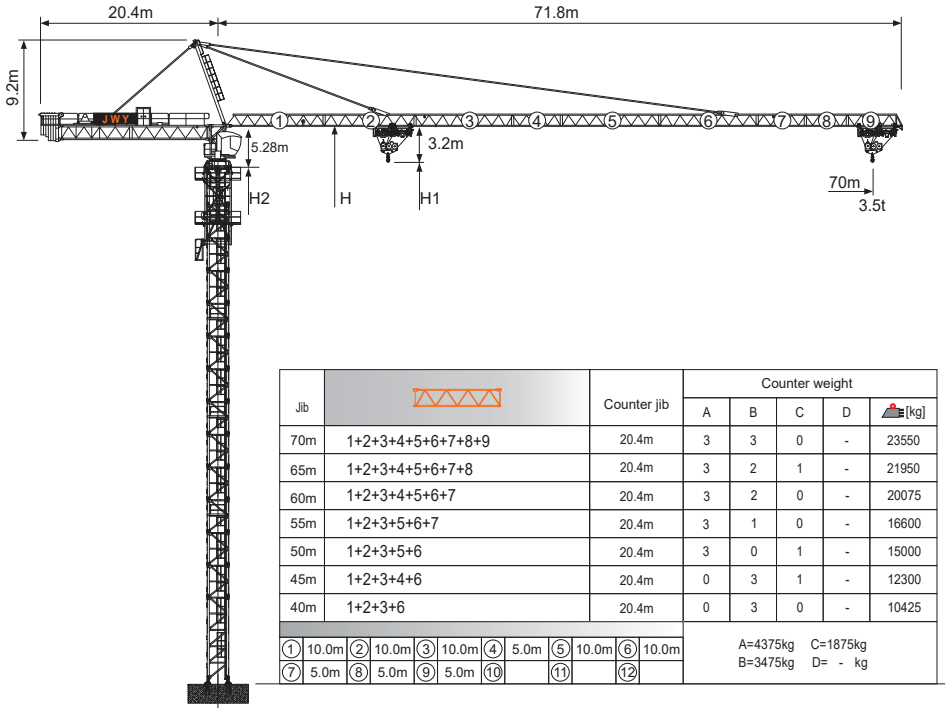

Jib		Counter jib	Counter weight A	B	C	D	[kg]
70m	1+2+3+4+5+6+7+8+9	20.4m	3	3	0	-	23550
65m	1+2+3+4+5+6+7+8	20.4m	3	2	1	-	21950
60m	1+2+3+4+5+6+7	20.4m	3	2	0	-	20075
55m	1+2+3+5+6+7	20.4m	3	1	0	-	16600
50m	1+2+3+5+6	20.4m	3	0	1	-	15000
45m	1+2+3+4+6	20.4m	0	3	1	-	12300
40m	1+2+3+6	20.4m	0	3	0	-	10425

① 10.0m ② 10.0m ③ 10.0m ④ 5.0m ⑤ 10.0m ⑥ 10.0m
⑦ 5.0m ⑧ 5.0m ⑨ 5.0m ⑩ ⑪ ⑫

A=4375kg C=1875kg
B=3475kg D= - kg

Jib root hinge height

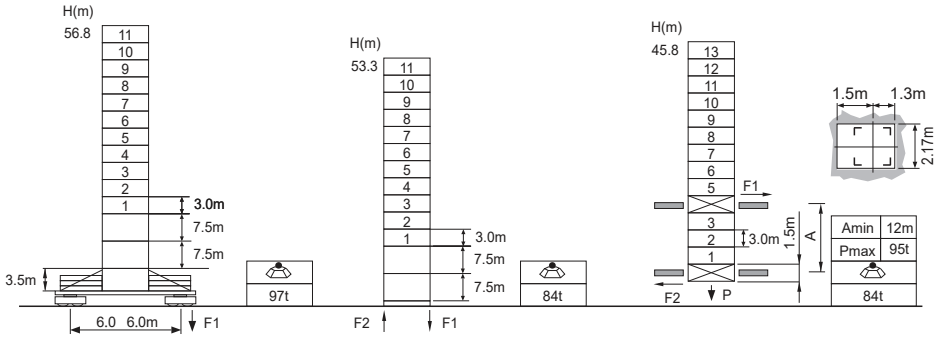

L68B2 ⊠2.0m	H	Jib root hinge height (not include the fixing angle)
	H1	Height under hook: H1 = [H - 3.2m]
	H2	Tower body height: H2 = [H - 5.28m]

Total weight of free standing height (excludes counter weight and ballast)
Total weight of counter weight
Please consult with us in case higher freestanding height needed.

F Reactions
Please refer to the user manual for reaction force

Load diagrams

R	falls	R(C$_{MAX}$)	C$_{MAX}$	m	15	17	20	22	25	27	30	32	35	37	40	42	45	47	50	52	55	57	60	62	65	67	70
70m		3.3~44.1	6	t	6.0	6.0	6.0	6.0	6.0	6.0	6.0	6.0	6.0	6.0	6.0	6.0	5.86	5.58	5.20	4.97	4.66	4.47	4.21	4.05	3.83	3.69	3.50
		3.3~22.8	12	t	12.0	12.0	12.0	12.0	10.52	9.63	8.53	7.91	7.12	6.66	6.06	5.70	5.23	4.95	4.57	4.34	4.03	3.84	3.58	3.42	3.20	3.06	2.87
65m		3.3~46.5	6	t	6.0	6.0	6.0	6.0	6.0	6.0	6.0	6.0	6.0	6.0	6.0	6.0	6.0	5.85	5.45	5.21	4.89	4.69	4.42	4.25	4.02		
		3.3~23.7	12	t	12.0	12.0	12.0	12.0	11.02	10.10	8.95	8.31	7.48	7.00	6.37	6.00	5.51	5.22	4.82	4.58	4.26	4.06	3.79	3.62	3.39		
60m		3.3~48.6	6	t	6.0	6.0	6.0	6.0	6.0	6.0	6.0	6.0	6.0	6.0	6.0	6.0	6.0	6.0	5.65	5.41	5.07	4.87	4.59				
		3.3~24.5	12	t	12.0	12.0	12.0	12.0	11.42	10.47	9.29	8.62	7.76	7.27	6.62	6.24	5.73	5.43	5.02	4.77	4.44	4.23	3.95				
55m		3.3~49.1	6	t	6.0	6.0	6.0	6.0	6.0	6.0	6.0	6.0	6.0	6.0	6.0	6.0	6.0	6.0	5.85	5.60	5.25						
		3.3~24.7	12	t	12.0	12.0	12.0	12.0	11.82	10.84	9.62	8.93	8.05	7.54	6.87	6.48	5.95	5.64	5.22	4.97	4.62						
50m		3.3~50.0	6	t	6.0	6.0	6.0	6.0	6.0	6.0	6.0	6.0	6.0	6.0	6.0	6.0	6.0	6.0	6.0								
		3.3~26.0	12	t	12.0	12.0	12.0	12.0	12.0	11.21	9.95	9.25	8.33	7.81	7.12	6.72	6.18	5.85	5.42								
45m		3.3~45.0	6	t	6.0	6.0	6.0	6.0	6.0	6.0	6.0	6.0	6.0	6.0	6.0	6.0	6.0										
		3.3~26.8	12	t	12.0	12.0	12.0	12.0	12.0	11.58	10.29	9.56	8.62	8.08	7.37	6.95	6.40										
40m		3.3~40.0	6	t	6.0	6.0	6.0	6.0	6.0	6.0	6.0	6.0	6.0	6.0	6.0												
		3.3~27.2	12	t	12.0	12.0	12.0	12.0	12.0	12.0	10.79	10.03	9.05	8.48	7.75												

Anchorages

An[m]	A1	A2	A3	A4	A5	A6	A7	A8	A9	A10
	37.5	64.5	91.5	118.5	145.5	172.5	199.5	226.5	253.5	-
H2 [m]	75.0	102.0	129.0	156.0	183.0	210.0	237.0	224.0	291.0 ※	-

※ Over this height please contact us

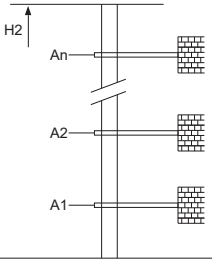

Mechanisms

	75QFK30		m/min	45	90	55KW
			t	6	3	
			m/min	22.5	40	
			t	12	6	
	DVF	m/min		0 ~ 65		5.5kW
	RCV145	rpm		0 ~ 0.8		2x7.5kW
	380V 50Hz(±5%) 380V 60Hz(±5%) 440V 60Hz(±5%)			90kVA		kVA

730m
>730m※

※ Please consult us △ Option