JT200 K12

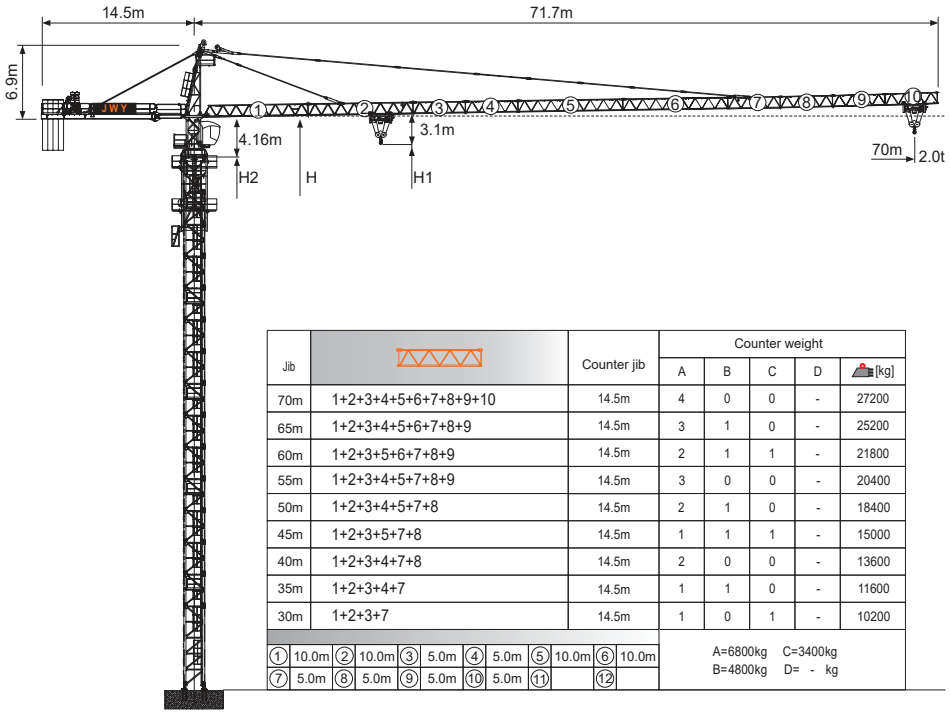

Jib		Counter jib	Counter weight A	B	C	D	[kg]
70m	1+2+3+4+5+6+7+8+9+10	14.5m	4	0	0	-	27200
65m	1+2+3+4+5+6+7+8+9	14.5m	3	1	0	-	25200
60m	1+2+3+5+6+7+8+9	14.5m	2	1	1	-	21800
55m	1+2+3+4+5+7+8+9	14.5m	3	0	0	-	20400
50m	1+2+3+4+5+7+8	14.5m	2	1	0	-	18400
45m	1+2+3+5+7+8	14.5m	1	1	1	-	15000
40m	1+2+3+4+7+8	14.5m	2	0	0	-	13600
35m	1+2+3+4+7	14.5m	1	1	0	-	11600
30m	1+2+3+7	14.5m	1	0	1	-	10200

① 10.0m ② 10.0m ③ 5.0m ④ 5.0m ⑤ 10.0m ⑥ 10.0m
⑦ 5.0m ⑧ 5.0m ⑨ 5.0m ⑩ 5.0m ⑪ ⑫

A=6800kg C=3400kg
B=4800kg D= - kg

Jib root hinge height

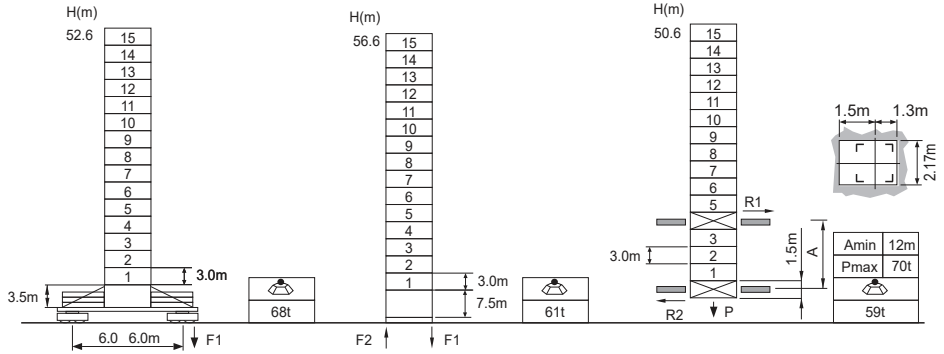

L68B2 ⊠2.0m		
	H	Jib root hinge height (not include the fixing angle)
	H1	Height under hook: H1 = [H - 3.1m]
	H2	Tower body height: H2 = [H - 4.16m]

Total weight of free standing height (excludes counter weight and ballast)
Total weight of counter weight
Please consult with us in case higher freestanding height needed.

F Reactions
Please refer to the user manual for reaction force

Load diagrams

R	falls	R(C$_{MAX}$)	C$_{MAX}$	m	15	17	20	22	25	27	30	32	35	37	40	42	45	47	50	52	55	57	60	62	65	67	70
70m		3.0~28.9	6	t	6.0	6.0	6.0	6.0	6.0	6.0	5.77	5.36	4.83	4.52	4.12	3.89	3.57	3.38	3.13	2.98	2.77	2.64	2.47	2.36	2.22	2.13	2.00
		3.0~15.4	12	t	12.0	10.72	8.97	8.07	6.99	6.40	5.67	5.26	4.73	4.42	4.02	3.79	3.47	3.28	3.03	2.88	2.67	2.54	2.37	2.26	2.12	2.03	1.90
65m		3.0~29.8	6	t	6.0	6.0	6.0	6.0	6.0	6.0	5.95	5.53	4.99	4.67	4.26	4.02	3.69	3.50	3.24	3.08	2.87	2.74	2.56	2.45	2.30		
		3.0~15.8	12	t	12.0	11.04	9.25	8.32	7.21	6.61	5.85	5.43	4.89	4.57	4.16	3.92	3.59	3.40	3.14	2.98	2.77	2.64	2.46	2.35	2.20		
60m		3.0~31.9	6	t	6.0	6.0	6.0	6.0	6.0	6.0	6.0	5.98	5.40	5.06	4.62	4.36	4.02	3.81	3.53	3.36	3.13	3.00	2.80				
		3.0~16.9	12	t	12.0	11.89	9.97	8.98	7.79	7.15	6.34	5.88	5.30	4.96	4.52	4.26	3.92	3.71	3.43	3.26	3.03	2.90	2.70				
55m		3.0~34.0	6	t	6.0	6.0	6.0	6.0	6.0	6.0	6.0	6.0	5.81	5.45	4.98	4.71	4.34	4.12	3.82	3.64	3.40						
		3.0~18.1	12	t	12.0	12.0	10.70	9.64	8.37	7.68	6.82	6.34	5.71	5.35	4.88	4.61	4.24	4.02	3.72	3.54	3.30						
50m		3.0~35.3	6	t	6.0	6.0	6.0	6.0	6.0	6.0	6.0	6.0	6.0	5.70	5.21	4.92	4.54	4.31	4.00								
		3.0~18.8	12	t	12.0	12.0	11.15	10.05	8.73	8.02	7.12	6.62	5.97	5.60	5.11	4.82	4.44	4.21	3.90								
45m		3.0~37.1	6	t	6.0	6.0	6.0	6.0	6.0	6.0	6.0	6.0	6.0	6.0	5.51	5.21	4.80										
		3.0~19.7	12	t	12.0	12.0	11.75	10.59	9.21	8.46	7.52	6.99	6.31	5.92	5.41	5.11	4.70										
40m		3.0~38.2	6	t	6.0	6.0	6.0	6.0	6.0	6.0	6.0	6.0	6.0	6.0	5.7												
		3.0~20.3	12	t	12.0	12.0	12.0	10.93	9.51	8.74	7.77	7.23	6.53	6.13	5.60												
35m		3.0~35.0	6	t	6.0	6.0	6.0	6.0	6.0	6.0	6.0	6.0	6.0														
		3.0~20.3	12	t	12.0	12.0	12.0	10.93	9.51	8.74	7.77	7.23	6.53														
30m		3.0~30.0	6	t	6.0	6.0	6.0	6.0	6.0	6.0	6.0																
		3.0~20.3	12	t	12.0	12.0	12.0	10.93	9.51	8.74	7.77																

Anchorages

An[m]	A1	A2	A3	A4	A5	A6	A7	A8	A9	A10
	42.0	69.0	96.0	123.0	150.0	177.0	204.0	231.0	-	-
H2 [m]	82.5	106.5	133.5	160.5	187.5	214.5	241.5	268.5 ※	-	-

※ Over this height please contact us

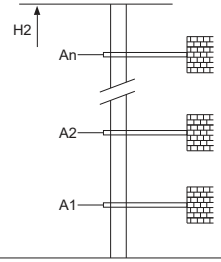

Mechanisms

	75QP30HS-G8	m/min	0~45	0~90	55kW	660m >660m※
		t	6.0	3.0		
		m/min	0~22.5	0~45		
		t	12.0	6.0		
	DVF	m/min	0~60		5.5kW	
	JH13F	rpm	0~0.7		2×5.5kW	
	380V 50Hz(±5%) 380V 60Hz(±5%) 440V 60Hz(±5%)		85kVA		kVA	

※ Please consult us △ Option