# JT200 K10

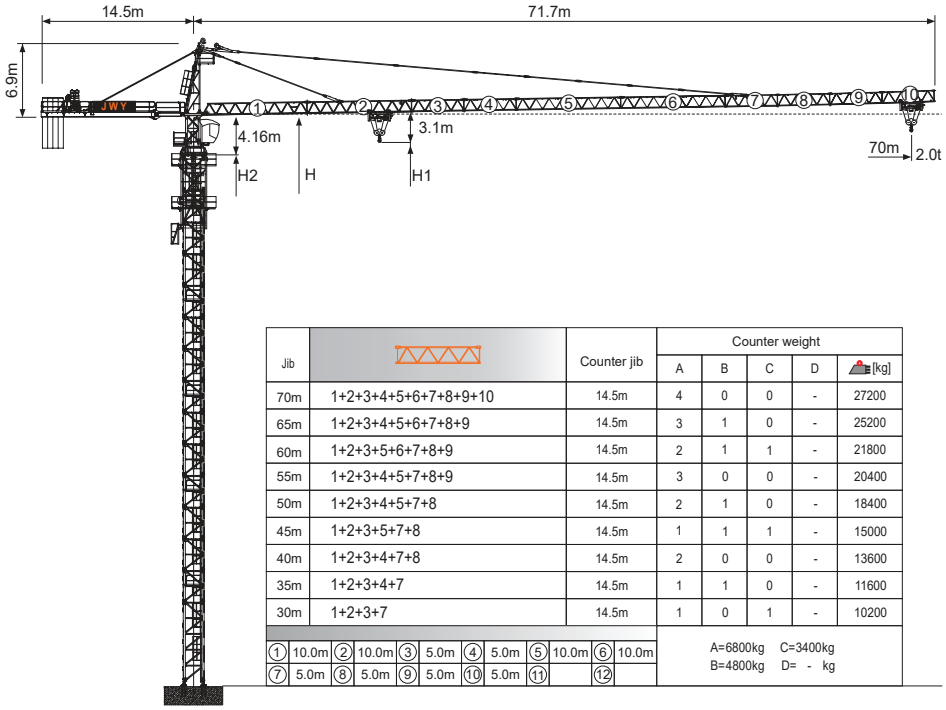


| Jib | | Counter jib | Counter weight A | B | C | D | [kg] |
|---|---|---|---|---|---|---|---|
| 70m | 1+2+3+4+5+6+7+8+9+10 | 14.5m | 4 | 0 | 0 | - | 27200 |
| 65m | 1+2+3+4+5+6+7+8+9 | 14.5m | 3 | 1 | 0 | - | 25200 |
| 60m | 1+2+3+5+6+7+8+9 | 14.5m | 2 | 1 | 1 | - | 21800 |
| 55m | 1+2+3+4+5+7+8+9 | 14.5m | 3 | 0 | 0 | - | 20400 |
| 50m | 1+2+3+4+5+7+8 | 14.5m | 2 | 1 | 0 | - | 18400 |
| 45m | 1+2+3+5+7+8 | 14.5m | 1 | 1 | 1 | - | 15000 |
| 40m | 1+2+3+4+7+8 | 14.5m | 2 | 0 | 0 | - | 13600 |
| 35m | 1+2+3+4+7 | 14.5m | 1 | 1 | 0 | - | 11600 |
| 30m | 1+2+3+7 | 14.5m | 1 | 0 | 1 | - | 10200 |

① 10.0m ② 10.0m ③ 5.0m ④ 5.0m ⑤ 10.0m ⑥ 10.0m
⑦ 5.0m ⑧ 5.0m ⑨ 5.0m ⑩ 5.0m ⑪ ⑫

A=6800kg C=3400kg
B=4800kg D= - kg

## Jib root hinge height

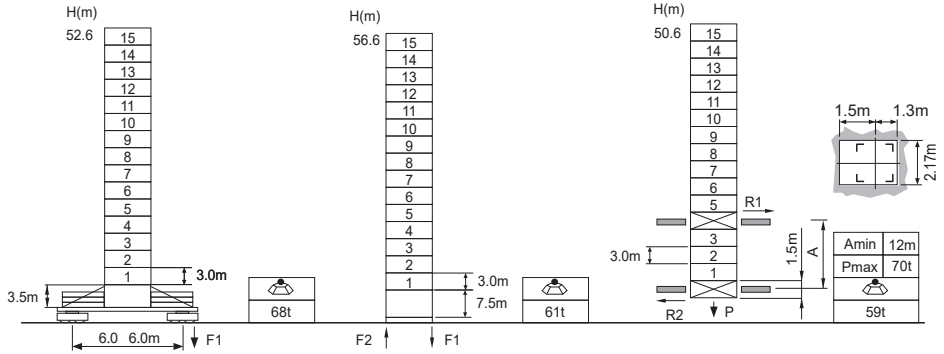


| L68B2 ◪2.0m | | |
|---|---|---|
| | H | Jib root hinge height ( not include the fixing angle) |
| | H1 | Height under hook: H1 = [ H - 3.1m ] |
| | H2 | Tower body height: H2 = [ H - 4.16m ] |

Total weight of free standing height (excludes counter weight and ballast)
Total weight of counter weight
Please consult with us in case higher freestanding height needed.

**F** Reactions
Please refer to the user manual for reaction force

## Load diagrams

| R | falls | R(C$_{MAX}$) | C$_{MAX}$ | m | 15 | 17 | 20 | 22 | 25 | 27 | 30 | 32 | 35 | 37 | 40 | 42 | 45 | 47 | 50 | 52 | 55 | 57 | 60 | 62 | 65 | 67 | 70 |
|---|---|---|---|---|---|---|---|---|---|---|---|---|---|---|---|---|---|---|---|---|---|---|---|---|---|---|---|
| 70m | | 3.0~33.9 | 5 | t | 5.0 | 5.0 | 5.0 | 5.0 | 5.0 | 5.0 | 5.0 | 5.0 | 4.83 | 4.52 | 4.12 | 3.89 | 3.57 | 3.38 | 3.13 | 2.98 | 2.77 | 2.64 | 2.47 | 2.36 | 2.22 | 2.13 | 2.00 |
| | | 3.0~18.2 | 10 | t | 10.0 | 10.0 | 8.97 | 8.07 | 6.99 | 6.40 | 5.67 | 5.26 | 4.73 | 4.42 | 4.02 | 3.79 | 3.47 | 3.28 | 3.03 | 2.88 | 2.67 | 2.54 | 2.37 | 2.26 | 2.12 | 2.03 | 1.90 |
| 65m | | 3.0~34.9 | 5 | t | 5.0 | 5.0 | 5.0 | 5.0 | 5.0 | 5.0 | 5.0 | 5.0 | 4.99 | 4.67 | 4.26 | 4.02 | 3.69 | 3.50 | 3.24 | 3.08 | 2.87 | 2.74 | 2.56 | 2.45 | 2.30 | | |
| | | 3.0~18.8 | 10 | t | 10.0 | 10.0 | 9.25 | 8.32 | 7.21 | 6.61 | 5.85 | 5.43 | 4.89 | 4.57 | 4.16 | 3.92 | 3.59 | 3.40 | 3.14 | 2.98 | 2.77 | 2.64 | 2.46 | 2.35 | 2.20 | | |
| 60m | | 3.0~37.4 | 5 | t | 5.0 | 5.0 | 5.0 | 5.0 | 5.0 | 5.0 | 5.0 | 5.0 | 5.0 | 5.0 | 4.62 | 4.36 | 4.02 | 3.81 | 3.53 | 3.36 | 3.13 | 3.00 | 2.80 | | | | |
| | | 3.0~19.9 | 10 | t | 10.0 | 10.0 | 9.97 | 8.98 | 7.79 | 7.15 | 6.34 | 5.88 | 5.30 | 4.96 | 4.52 | 4.26 | 3.92 | 3.71 | 3.43 | 3.26 | 3.03 | 2.90 | 2.70 | | | | |
| 55m | | 3.0~39.9 | 5 | t | 5.0 | 5.0 | 5.0 | 5.0 | 5.0 | 5.0 | 5.0 | 5.0 | 5.0 | 5.0 | 4.98 | 4.71 | 4.34 | 4.12 | 3.82 | 3.64 | 3.40 | | | | | | |
| | | 3.0~21.4 | 10 | t | 10.0 | 10.0 | 10.0 | 9.64 | 8.37 | 7.68 | 6.82 | 6.34 | 5.71 | 5.35 | 4.88 | 4.61 | 4.24 | 4.02 | 3.72 | 3.54 | 3.30 | | | | | | |
| 50m | | 3.0~41.4 | 5 | t | 5.0 | 5.0 | 5.0 | 5.0 | 5.0 | 5.0 | 5.0 | 5.0 | 5.0 | 5.0 | 5.0 | 4.92 | 4.54 | 4.31 | 4.00 | | | | | | | | |
| | | 3.0~22.3 | 10 | t | 10.0 | 10.0 | 10.0 | 10.0 | 8.73 | 8.02 | 7.12 | 6.62 | 5.97 | 5.60 | 5.11 | 4.82 | 4.44 | 4.21 | 3.90 | | | | | | | | |
| 45m | | 3.0~43.5 | 5 | t | 5.0 | 5.0 | 5.0 | 5.0 | 5.0 | 5.0 | 5.0 | 5.0 | 5.0 | 5.0 | 5.0 | 5.0 | 4.80 | | | | | | | | | | |
| | | 3.0~23.4 | 10 | t | 10.0 | 10.0 | 9.48 | 10.0 | 9.21 | 8.46 | 7.52 | 6.99 | 6.31 | 5.92 | 5.41 | 5.11 | 4.70 | | | | | | | | | | |
| 40m | | 3.0~40.0 | 5 | t | 5.0 | 5.0 | 5.0 | 5.0 | 5.0 | 5.0 | 5.0 | 5.0 | 5.0 | 5.0 | 5.0 | | | | | | | | | | | | |
| | | 3.0~24.1 | 10 | t | 10.0 | 10.0 | 10.0 | 10.0 | 9.51 | 8.74 | 7.77 | 7.23 | 6.53 | 6.13 | 5.60 | | | | | | | | | | | | |
| 35m | | 3.0~35.0 | 5 | t | 5.0 | 5.0 | 5.0 | 5.0 | 5.0 | 5.0 | 5.0 | 5.0 | 5.0 | | | | | | | | | | | | | | |
| | | 3.0~24.1 | 10 | t | 10.0 | 10.0 | 10.0 | 10.0 | 9.51 | 8.74 | 7.77 | 7.23 | 6.53 | | | | | | | | | | | | | | |
| 30m | | 3.0~30.0 | 5 | t | 5.0 | 5.0 | 5.0 | 5.0 | 5.0 | 5.0 | 5.0 | | | | | | | | | | | | | | | | |
| | | 3.0~24.1 | 10 | t | 10.0 | 10.0 | 10.0 | 10.0 | 9.51 | 8.74 | 7.77 | | | | | | | | | | | | | | | | |

## Anchorages

| An[m] | A1 | A2 | A3 | A4 | A5 | A6 | A7 | A8 | A9 | A10 |
|---|---|---|---|---|---|---|---|---|---|---|
| | 42.0 | 69.0 | 96.0 | 123.0 | 150.0 | 177.0 | 204.0 | 231.0 | - | - |
| H2 [m] | 82.5 | 106.5 | 133.5 | 160.5 | 187.5 | 214.5 | 241.5 | 268.5 ※ | - | - |

※ Over this height please contact us

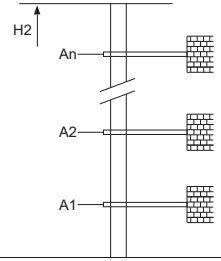


## Mechanisms

| | | | | | | |
|---|---|---|---|---|---|---|
| | 60QP25HB-G1 | | m/min | 0 ~ 45 | 0 ~ 90 | 45kW |
| | | | t | 5 | 2.5 | |
| | | | m/min | 0 ~ 22.5 | 0 ~ 45 | 560m |
| | | | t | 10 | 5 | >560m※ |
| | 60LVF25KL △ | | m/min | 0 ~ 42 | 0 ~ 84 | 45kW |
| | | | t | 5 | 2.5 | |
| | | | m/min | 0 ~ 21 | 0 ~ 42 | 710m |
| | | | t | 10 | 5 | >710m※ |
| | DVF | m/min | | 0 ~ 60 | | 5.5kW |
| | JH13F | rpm | | 0 ~ 0.7 | | 2×5.5kW |
| | 380V 50Hz(±5%)<br>380V 60Hz(±5%)<br>440V 60Hz(±5%) | | | 75kVA | | kVA |

※ Please consult us △ Option