JT170 H10

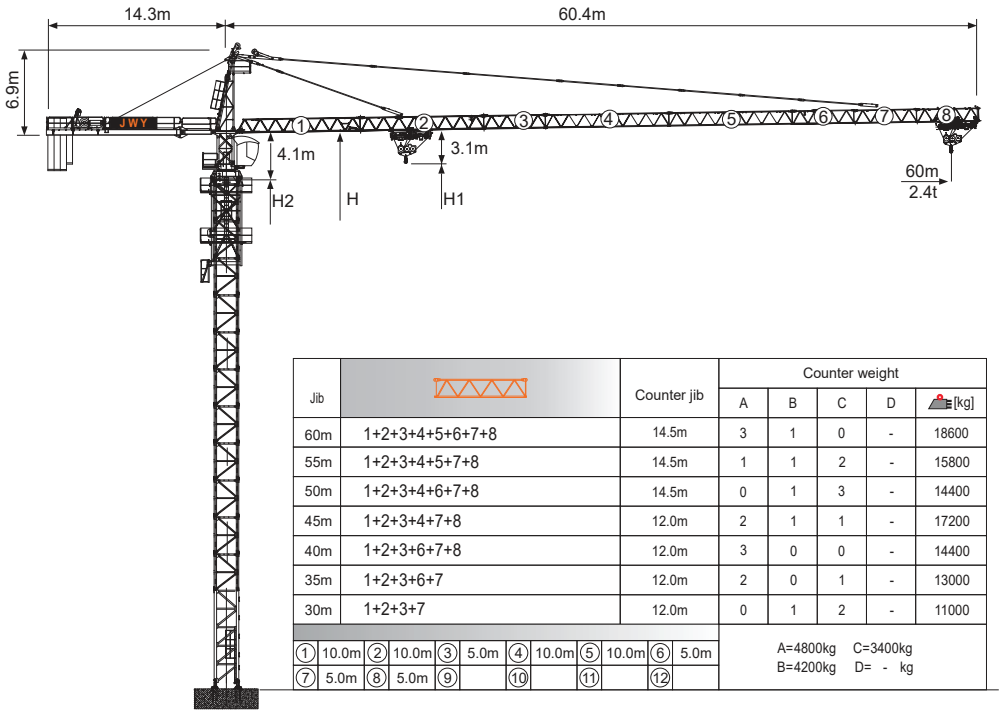

Jib		Counter jib	Counter weight A	B	C	D	[kg]
60m	1+2+3+4+5+6+7+8	14.5m	3	1	0	-	18600
55m	1+2+3+4+5+7+8	14.5m	1	1	2	-	15800
50m	1+2+3+4+6+7+8	14.5m	0	1	3	-	14400
45m	1+2+3+4+7+8	12.0m	2	1	1	-	17200
40m	1+2+3+6+7+8	12.0m	3	0	0	-	14400
35m	1+2+3+6+7	12.0m	2	0	1	-	13000
30m	1+2+3+7	12.0m	0	1	2	-	11000

①	②	③	④	⑤	⑥
10.0m	10.0m	5.0m	10.0m	10.0m	5.0m

⑦	⑧	⑨	⑩	⑪	⑫
5.0m	5.0m				

A=4800kg C=3400kg
B=4200kg D= - kg

Jib root hinge height

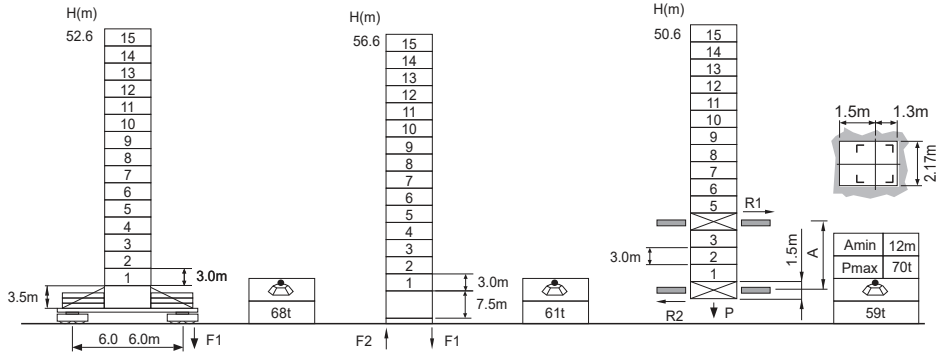

L68B2 ⊿2.0m		
	H	Jib root hinge height (not include the fixing angle)
	H1	Height under hook: H1 = [H - 3.1m]
	H2	Tower body height: H2 = [H - 4.1m]

Total weight of free standing height (excludes counter weight and ballast)
Total weight of counter weight
Please consult with us in case higher freestanding height needed.

F Reactions
Please refer to the user manual for reaction force

Load diagrams

R	falls	R(C$_{MAX}$)	C$_{MAX}$	m	15	17	20	22	25	27	30	32	35	37	40	42	45	47	50	52	55	57	60
60m		3.0~31.3	5	t	5.0	5.0	5.0	5.0	5.0	5.0	5.0	4.89	4.43	4.17	3.82	3.62	3.35	3.19	2.97	2.84	2.66	2.55	2.40
		3.0~15.8	10	t	10.0	9.27	7.77	6.99	6.06	5.55	4.92	4.58	4.11	3.84	3.50	3.29	3.02	2.86	2.64	2.51	2.33	2.22	2.07
55m		3.0~32.3	5	t	5.0	5.0	5.0	5.0	5.0	5.0	5.0	5.0	4.45	4.3	4.09	3.87	3.58	3.41	3.18	3.04	2.85		
		3.0~16.8	10	t	10.0	9.89	8.29	7.47	6.48	5.94	5.27	4.89	4.41	4.13	3.76	3.54	3.25	3.08	2.85	2.71	2.52		
50m		3.0~35.1	5	t	5.0	5.0	5.0	5.0	5.0	5.0	5.0	5.0	5.0	4.72	4.33	4.10	3.80	3.62	3.37				
		3.0~17.7	10	t	10.0	10.0	8.78	7.91	6.87	6.30	5.59	5.19	4.68	4.39	4.00	3.77	3.47	3.29	3.05				
45m		3.0~36.9	5	t	5.0	5.0	5.0	5.0	5.0	5.0	5.0	5.0	5.0	4.99	4.58	4.34	4.02						
		3.0~18.6	10	t	10.0	10.0	9.28	8.36	7.27	6.67	5.93	5.51	4.97	4.66	4.25	4.01	3.69						
40m		3.0~37.6	5	t	5.0	5.0	5.0	5.0	5.0	5.0	5.0	5.0	5.0	5.0	4.68								
		3.0~19.0	10	t	10.0	10.0	9.48	8.54	7.43	6.82	6.06	5.63	5.08	4.77	4.35								
35m		3.0~35.0	5	t	5.0	5.0	5.0	5.0	5.0	5.0	5.0	5.0	5.0										
		3.0~19.0	10	t	10.0	10.0	9.48	8.54	7.43	6.82	6.06	5.63	5.08										
30m		3.0~30.0	5	t	5.0	5.0	5.0	5.0	5.0	5.0	5.0												
		3.0~19.0	10	t	10.0	10.0	9.48	8.54	7.43	6.82	6.06												

Anchorages

An[m]	A1	A2	A3	A4	A5	A6	A7	A8	A9	A10
	42.0	69.0	96.0	123.0	150.0	177.0	204.0	231.0	-	-
H2 [m]	82.5	106.5	133.5	160.5	187.5	214.5	241.5	268.5 ※	-	-

※ Over this height please contact us

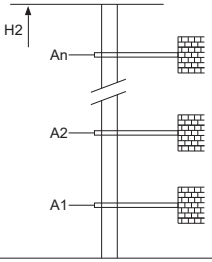

Mechanisms

	60QP25HB-G1		m/min	0~45	0~90	45kW
			t	5	2.5	
			m/min	0~22.5	0~45	560m
			t	10	5	>560m※
	60LVF25KL △		m/min	0~42	0~84	45kW
			t	5	2.5	
			m/min	0~21	0~42	710m
			t	10	5	>710m※
	DVF	m/min		0~60		5.5kW
	RCV95	rpm		0~0.7		2×5.5kW
	380V 50Hz(±5%) 380V 60Hz(±5%) 440V 60Hz(±5%)			75kVA		kVA

※ Please consult us △ Option