JT160 J8

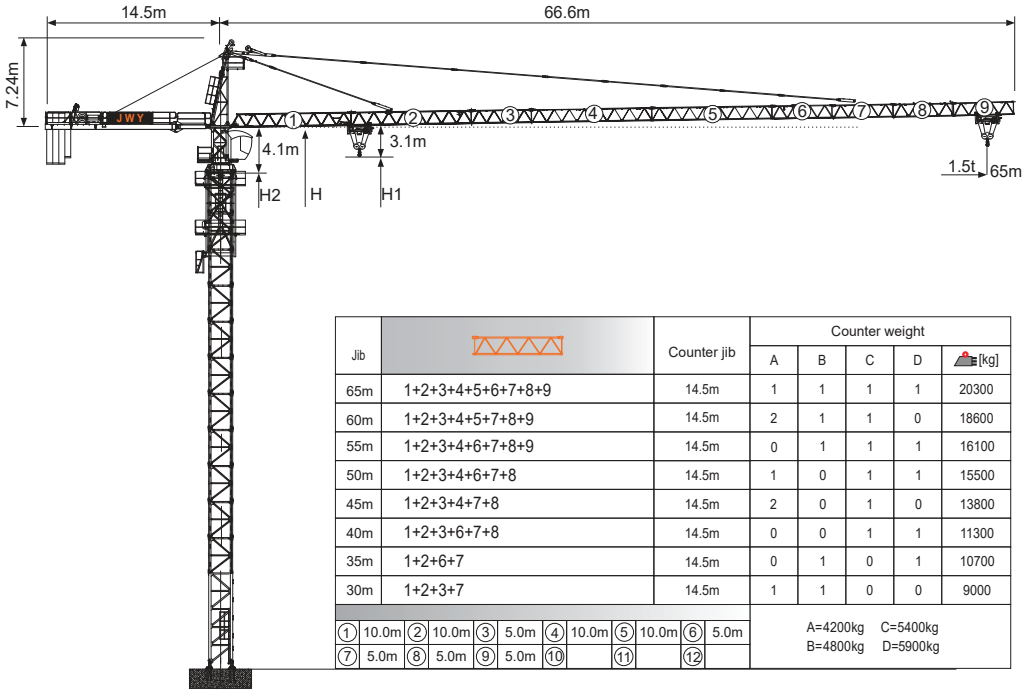

Jib		Counter jib	Counter weight A	B	C	D	[kg]
65m	1+2+3+4+5+6+7+8+9	14.5m	1	1	1	1	20300
60m	1+2+3+4+5+7+8+9	14.5m	2	1	1	0	18600
55m	1+2+3+4+6+7+8+9	14.5m	0	1	1	1	16100
50m	1+2+3+4+6+7+8	14.5m	1	0	1	1	15500
45m	1+2+3+4+7+8	14.5m	2	0	1	0	13800
40m	1+2+3+6+7+8	14.5m	0	0	1	1	11300
35m	1+2+6+7	14.5m	0	1	0	1	10700
30m	1+2+3+7	14.5m	1	1	0	0	9000

① 10.0m ② 10.0m ③ 5.0m ④ 10.0m ⑤ 10.0m ⑥ 5.0m
⑦ 5.0m ⑧ 5.0m ⑨ 5.0m ⑩ ⑪ ⑫

A=4200kg C=5400kg
B=4800kg D=5900kg

Jib root hinge height

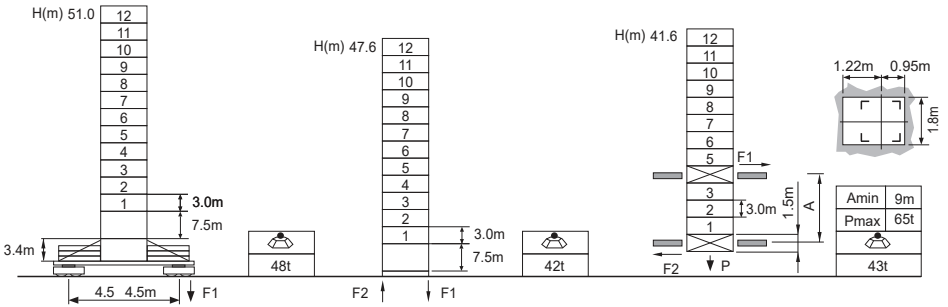

L46A1 ⍁1.6m	H	Jib root hinge height (not include the fixing angle)
	H1	Height under hook: H1 = [H - 3.1m]
	H2	Tower body height: H2 = [H - 4.1m]

Total weight of free standing height (excludes counter weight and ballast)
Total weight of counter weight
Please consult with us in case higher freestanding height needed.

F Reactions
Please refer to the user manual for reaction force

Load diagrams

R	falls	R(C$_{MAX}$)	C$_{MAX}$	m	15	17	20	22	25	27	30	32	35	37	40	42	45	47	50	52	55	57	60	62	65
65m		2.4~30.6	4	t	4.0	4.0	4.0	4.0	4.0	4.0	4.0	3.80	3.41	3.19	2.90	2.72	2.49	2.36	2.17	2.06	1.91	1.81	1.69	1.61	1.50
		2.4~16.6	8	t	8.0	7.70	6.42	5.76	4.97	4.54	4.0	3.70	3.31	3.09	2.80	2.62	2.39	2.26	2.07	1.96	1.81	1.71	1.59	1.51	1.40
60m		2.4~34.6	4	t	4.0	4.0	4.0	4.0	4.0	4.0	4.0	4.0	3.95	3.70	3.37	3.17	2.91	2.76	2.55	2.42	2.25	2.14	2.00		
		2.4~18.7	8	t	8.0	8.0	7.36	6.62	5.72	5.24	4.63	4.29	3.85	3.60	3.27	3.07	2.81	2.66	2.45	2.32	2.15	2.04	1.90		
55m		2.4~37.5	4	t	4.0	4.0	4.0	4.0	4.0	4.0	4.0	4.0	4.0	4.0	3.71	3.50	3.22	3.05	2.82	2.69	2.50				
		2.4~20.3	8	t	8.0	8.0	8.0	7.25	6.28	5.75	5.09	4.72	4.25	3.97	3.61	3.40	3.12	2.95	2.72	2.59	2.40				
50m		2.4~39.4	4	t	4.0	4.0	4.0	4.0	4.0	4.0	4.0	4.0	4.0	4.0	3.93	3.71	3.41	3.24	3.00						
		2.4~21.3	8	t	8.0	8.0	8.0	7.65	6.63	6.08	5.39	5.00	4.50	4.21	3.83	3.61	3.31	3.14	2.90						
45m		2.4~40.2	4	t	4.0	4.0	4.0	4.0	4.0	4.0	4.0	4.0	4.0	4.0	4.0	3.80	3.50								
		2.4~21.8	8	t	8.0	8.0	8.0	7.82	6.79	6.22	5.52	5.12	4.61	4.32	3.93	3.70	3.40								
40m		2.4~40.0	4	t	4.0	4.0	4.0	4.0	4.0	4.0	4.0	4.0	4.0	4.0	4.0										
		2.4~21.9	8	t	8.0	8.0	8.0	7.94	6.74	6.18	5.48	5.08	4.58	4.28	3.90										
35m		2.4~35.0	4	t	4.0	4.0	4.0	4.0	4.0	4.0	4.0	4.0	4.0												
		2.4~21.9	8	t	8.0	8.0	8.0	7.94	6.74	6.18	5.48	5.08	4.58												
30m		2.4~30.0	4	t	4.0	4.0	4.0	4.0	4.0	4.0	4.0														
		2.4~21.9	8	t	8.0	8.0	8.0	7.94	6.74	6.18	5.48														

Anchorages

An[m]	A1	A2	A3	A4	A5	A6	A7	A8	A9	A10
	33.0	54.0	75.0	96.0	117.0	138.0	-	-	-	-
H2 [m]	67.5	88.5	106.5	127.5	148.5	169.5 ※	-	-	-	-

※ Over this height please contact us

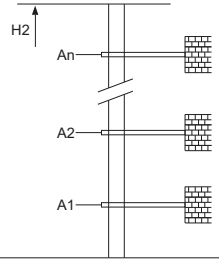

Mechanisms

	50QP20HS-CG5		m/min	40	80	37KW
			t	4	2	
			m/min	20	40	
			t	8	4	500m >500m※
	50LVF20KL-C △		m/min	0 ~ 42	0 ~ 84	37kW
			t	4	2	
			m/min	0 ~ 21	0 ~ 42	
			t	8	4	710m >710m※
	DVF	m/min		0 ~ 60		5.5kW
	JH13F	rpm		0 ~ 0.7		2×5.5kW
	380V 50Hz(±5%) 380V 60Hz(±5%) 440V 60Hz(±5%)			65kVA		kVA

※ Please consult us △ Option