JT145 H8

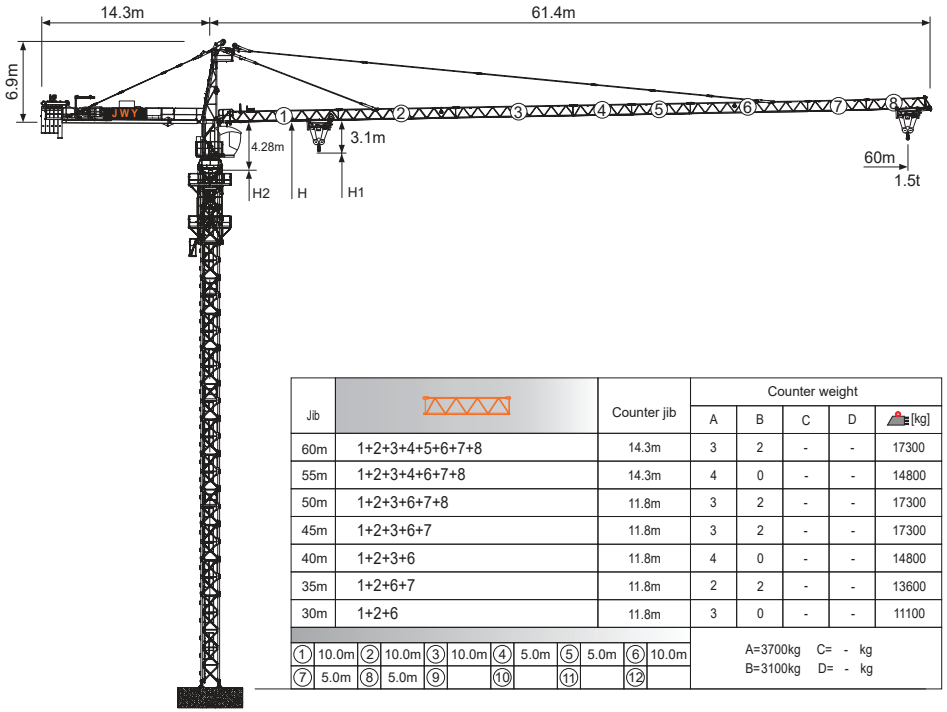

Jib		Counter jib	Counter weight A	B	C	D	[kg]
60m	1+2+3+4+5+6+7+8	14.3m	3	2	-	-	17300
55m	1+2+3+4+6+7+8	14.3m	4	0	-	-	14800
50m	1+2+3+6+7+8	11.8m	3	2	-	-	17300
45m	1+2+3+6+7	11.8m	3	2	-	-	17300
40m	1+2+3+6	11.8m	4	0	-	-	14800
35m	1+2+6+7	11.8m	2	2	-	-	13600
30m	1+2+6	11.8m	3	0	-	-	11100

①	②	③	④	⑤	⑥
10.0m	10.0m	10.0m	5.0m	5.0m	10.0m
⑦	⑧	⑨	⑩	⑪	⑫
5.0m	5.0m				

A=3700kg C= - kg
B=3100kg D= - kg

Jib root hinge height

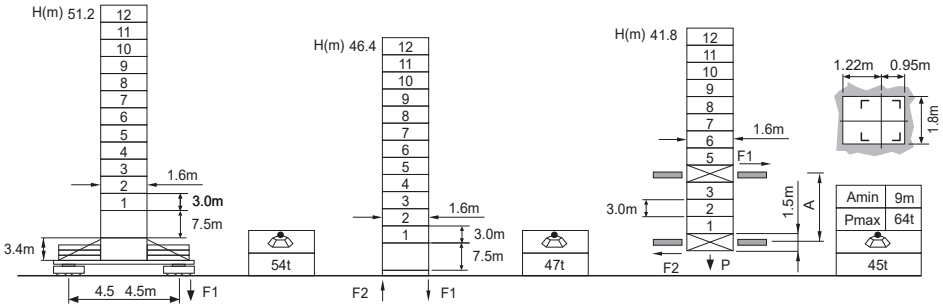

L46A1 ⊿1.6m		
	H	Jib root hinge height (not include the fixing angle)
	H1	Height under hook: H1 = [H - 3.1m]
	H2	Tower body height: H2 = [H - 4.28m]

Total weight of free standing height (excludes counter weight and ballast)
Total weight of counter weight
Please consult with us in case higher freestanding height needed.

F Reactions
Please refer to the user manual for reaction force

Load diagrams

R	falls	R(C$_{MAX}$)	C$_{MAX}$	m	15	17	20	22	25	27	30	32	35	37	40	42	45	47	50	52	55	57	60
60m		2.9~28.3	4	t	4.0	4.0	4.0	4.0	4.0	4.0	3.73	3.45	3.09	2.89	2.62	2.46	2.24	2.12	1.95	1.84	1.70	1.62	1.50
		2.9~15.3	8	t	8.0	7.04	5.86	5.25	4.52	4.13	3.63	3.35	2.99	2.79	2.52	2.36	2.14	2.02	1.85	1.74	1.60	1.52	1.40
55m		2.9~30.2	4	t	4.0	4.0	4.0	4.0	4.0	4.0	4.0	3.74	3.26	3.13	2.85	2.67	2.45	2.31	2.13	2.02	1.87		
		2.9~16.4	8	t	8.0	7.58	6.32	5.67	4.89	4.47	3.94	3.64	3.26	3.03	2.75	2.57	2.35	2.21	2.03	1.92	1.77		
50m		2.9~32.0	4	t	4.0	4.0	4.0	4.0	4.0	4.0	4.0	4.0	3.60	3.36	3.06	2.88	2.64	2.49	2.30				
		2.9~17.3	8	t	8.0	8.0	6.75	6.06	5.23	4.78	4.22	3.90	3.50	3.26	2.96	2.78	2.54	2.39	2.20				
45m		2.9~33.6	4	t	4.0	4.0	4.0	4.0	4.0	4.0	4.0	4.0	3.81	3.57	3.25	3.06	2.80						
		2.9~18.2	8	t	8.0	8.0	7.12	6.40	5.53	5.06	4.47	4.14	3.71	3.47	3.15	2.96	2.70						
40m		2.9~34.9	4	t	4.0	4.0	4.0	4.0	4.0	4.0	4.0	4.0	3.98	3.73	3.40								
		2.9~18.9	8	t	8.0	8.0	7.42	6.67	5.77	5.28	4.67	4.33	3.88	3.63	3.30								
35m		2.9~34.9	4	t	4.0	4.0	4.0	4.0	4.0	4.0	4.0	4.0	3.98										
		2.9~18.9	8	t	8.0	8.0	7.42	6.67	5.77	5.28	4.67	4.33	3.88										
30m		2.9~30.0	4	t	4.0	4.0	4.0	4.0	4.0	4.0	4.0												
		2.9~18.9	8	t	8.0	8.0	7.42	6.67	5.77	5.28	4.67												

Anchorages

An[m]	A1	A2	A3	A4	A5	A6	A7	A8	A9	A10
	33.0	54.0	75.0	96.0	117.0	138.0	-	-	-	-
H2 [m]	67.5	88.5	106.5	127.5	148.5	169.5 ※	-	-	-	-

※ Over this height please contact us

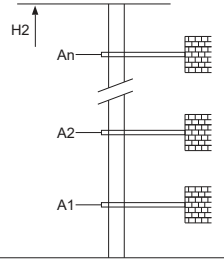

Mechanisms

	50QP20HS-CG5		m/min	40	80	37KW
			t	4	2	
			m/min	20	40	
			t	8	4	500m >500m※
	DVF	m/min		0~60		5.5kW
	RCV95	rpm		0~0.7		2×5.5kW
	380V 50Hz(±5%) 380V 60Hz(±5%) 440V 60Hz(±5%)			65kVA		kVA

※ Please consult us △ Option