JT125 H6

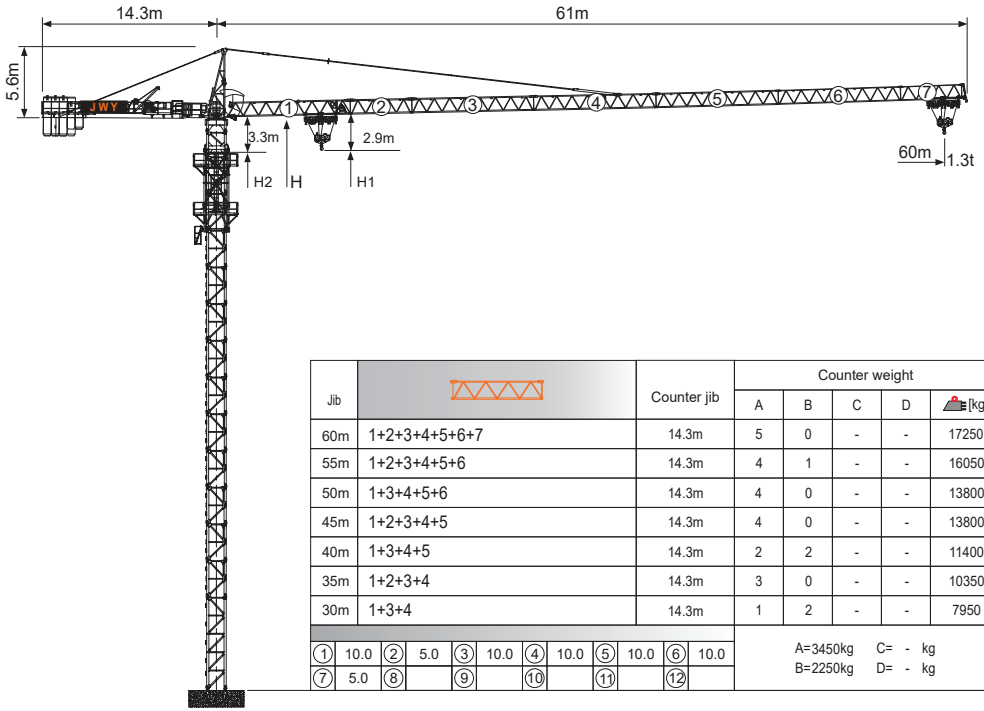

Jib		Counter jib	Counter weight A	B	C	D	[kg]
60m	1+2+3+4+5+6+7	14.3m	5	0	-	-	17250
55m	1+2+3+4+5+6	14.3m	4	1	-	-	16050
50m	1+3+4+5+6	14.3m	4	0	-	-	13800
45m	1+2+3+4+5	14.3m	4	0	-	-	13800
40m	1+3+4+5	14.3m	2	2	-	-	11400
35m	1+2+3+4	14.3m	3	0	-	-	10350
30m	1+3+4	14.3m	1	2	-	-	7950

①	10.0	②	5.0	③	10.0	④	10.0	⑤	10.0	⑥	10.0
⑦	5.0	⑧		⑨		⑩		⑪		⑫	

A=3450kg C= - kg
B=2250kg D= - kg

Jib root hinge height

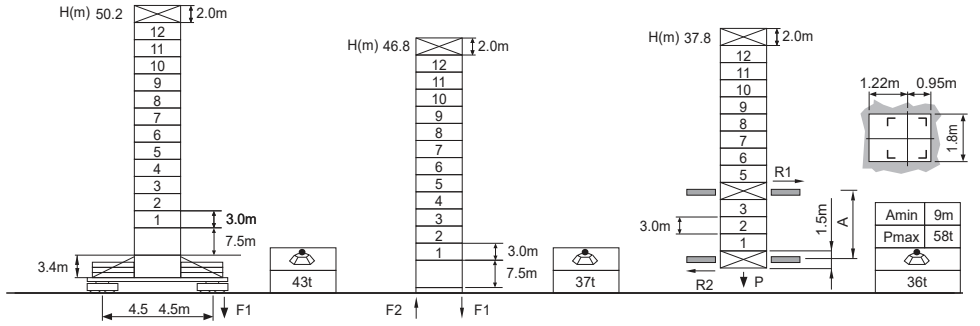

L46A1 ⍁1.6m		
	H	Jib root hinge height (not include the fixing angle)
	H1	Height under hook: H1 = [H - 2.9m]
	H2	Tower body height: H2 = [H - 3.3m]

Total weight of free standing height (excludes counter weight and ballast)
Total weight of counter weight
Please consult with us in case higher freestanding height needed.

F Reactions
Please refer to the user manual for reaction force

Load diagrams

R	falls	R(C$_{MAX}$)	C$_{MAX}$	m	15	17	20	22	25	27	30	32	35	37	40	42	45	47	50	52	55	57	60
60m		3.1~29.3	3	t	3.0	3.0	3.0	3.0	3.0	3.0	2.92	2.72	2.46	2.31	2.11	1.99	1.84	1.75	1.62	1.55	1.45	1.39	1.30
		3.1~14.7	6	t	5.9	5.14	4.28	3.84	3.31	3.02	2.66	2.46	2.20	2.05	1.85	1.73	1.58	1.49	1.36	1.29	1.19	1.13	1.04
55m		3.1~31.9	3	t	3.0	3.0	3.0	3.0	3.0	3.0	3.0	2.99	2.71	2.54	2.33	2.20	2.04	1.94	1.80	1.72	1.61		
		3.1~16.1	6	t	6.0	5.66	4.72	4.24	3.66	3.35	2.95	2.73	2.45	2.28	2.07	1.94	1.78	1.68	1.54	1.46	1.35		
50m		3.1~37.9	3	t	3.0	3.0	3.0	3.0	3.0	3.0	3.0	3.0	3.0	3.0	2.83	2.68	2.48	2.36	2.20				
		3.1~19.1	6	t	6.0	6.0	5.72	5.15	4.46	4.09	3.62	3.36	3.02	2.83	2.57	2.42	2.22	2.10	1.94				
45m		3.1~39.1	3	t	3.0	3.0	3.0	3.0	3.0	3.0	3.0	3.0	3.0	3.0	2.93	2.78	2.57						
		3.1~19.7	6	t	6.0	6.0	5.92	5.33	4.62	4.23	3.75	3.48	3.13	2.93	2.67	2.52	2.31						
40m		3.1~40.0	3	t	3.0	3.0	3.0	3.0	3.0	3.0	3.0	3.0	3.0	3.0	3.0								
		3.1~20.5	6	t	6.0	6.0	6.0	5.56	4.82	4.42	3.92	3.64	3.28	3.07	2.8								
35m		3.1~35.0	3	t	3.0	3.0	3.0	3.0	3.0	3.0	3.0	3.0	3.0										
		3.1~20.5	6	t	6.0	6.0	6.0	5.56	4.82	4.42	3.92	3.64	3.28										
30m		3.1~30.0	3	t	3.0	3.0	3.0	3.0	3.0	3.0	3.0												
		3.1~20.5	6	t	6.0	6.0	6.0	5.56	4.82	4.42	3.92												

Anchorages

An[m]	A1	A2	A3	A4	A5	A6	A7	A8	A9	A10
	33.0	54.0	75.0	96.0	117.0	138.0	-	-	-	-
H2 [m]	67.5	88.5	106.5	127.5	148.5	169.5 ※	-	-	-	-

※ Over this height please contact us

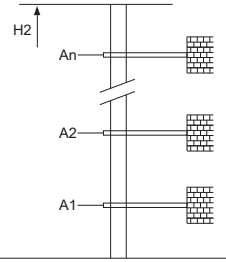

Mechanisms

	40QP20HS-CG5		m/min	40	80	30KW
			t	3	1.5	
			m/min	20	40	
			t	6	3	
						500m
						>500m※
	DVF	m/min		0~60		5.5kW
	RCV95	rpm		0~0.7		2×5.5kW
	380V 50Hz(±5%) 380V 60Hz(±5%) 440V 60Hz(±5%)			55kVA		kVA

※ Please consult us △ Option