Tower Crane Catalogue

2026

Specification sheets for all 61 Jarlway tower crane models

Load diagrams, anchorages, jib root hinge heights and mechanisms

JTD	JTH (HLuff)	JTL	JTT	JT
14 models	5 models	21 models	6 models	15 models

Contents

JTD Series

JTD10P 3
JTD15P D5 4
JTD2030 D8 5
JTD2030 D8 L46A1 6
JTD3025 D10 7
JTD4020 D16 8
JTD4040 D16 9
JTD4040 D20 10
JTD4040X D20 11
JTD4040X D20 H20 12
JTD4537 D20 13
JTD4537 D20 TW 14
JTD4537 D22 15
JTD4537 D24 16

JTH (HLuff) Series

JTH55 B5 17
JTH100 C6 18
JTH120 F8 19
JTH160 G10 20
JTH180 G12 21

JTL Series

JTL30 22
JTL55 B6 23
JTL85 C5 24
JTL100 C6 25
JTL110 D6 26
JTL110 D6 S24A1 27
JTL120 F8 28
JTL140 F8 29
JTL140 F8 L68B2 30
JTL150 F10 31
JTL150 F10 L68B2 32
JTL160 G10 33
JTL160 G10 (HS) 34
JTL180 G12 35
JTL180 G12 2BM 36
JTL180 G14 37
JTL180 G14 2BM 38
JTL315 H18 39
JTL315 H20 (HS) 40
JTL420 H24 42
JTL620 K50 43

JTT Series

JTT80 F6 44
JTT160 J8 45
JTT160 J8 L68B2 46
JTT160 J10 47
JTT160 J10 L68B2 48
JTT300L16 49

JT Series

JT80 F5 50
JT125 H6 51
JT145 H8 52
JT145 H10 53
JT160 J8 54
JT160 J8 L68B2 55
JT160 J10 56
JT160 J10 L68B2 57
JT170 H10 58
JT170 H10 L68B2 59
JT200 K10 60
JT200 K12 61
JT300 K12 62
JT300 K16 63
JT300 L16 64

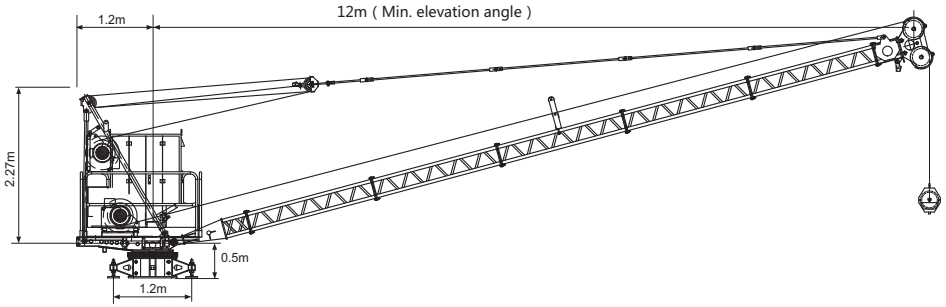

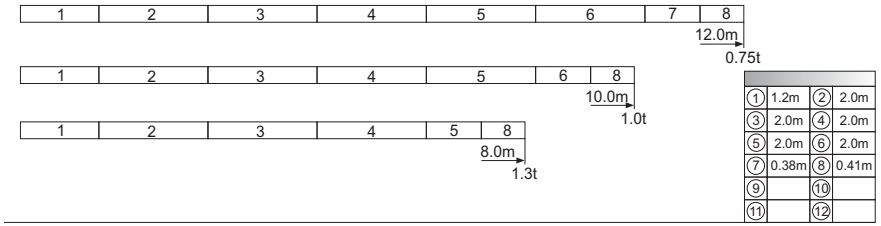



L24A1 ⍁1.2m	H	Jib root hinge height (not include the fixing angle)
	H1	Height under hook
	H2	Tower body height: H2 = [H - 0.83m]

Total weight of free standing height (excludes counter weight and ballast)
Total weight of counter weight
Please consult with us in case higher freestanding height needed.

● In service
■ Out of service
F Reactions

Please refer to the user manual for reaction force

Load diagrams

R	falls	R(CMAX)	CMAX	m	2	3	4	5	6	7	8	9	10	11	12
12.0m		1.5~7.9	1.3	t	1.3						1.28	1.1	0.96	0.84	0.75
		1.5~5.5	2.0	t	2.0				1.81	1.51	1.28	1.1	0.96	0.84	0.75

R	falls	R(CMAX)	CMAX	m	2	3	4	5	6	7	8	9	10
10.0m		1.4~8.1	1.3	t	1.3							1.13	1.0
		1.4~5.6	2.0	t	2.0				1.83	1.53	1.31	1.13	1.0

R	falls	R(CMAX)	CMAX	m	2	3	4	5	6	7	8
8.0m		1.2~8.0	1.3	t	1.3						
		1.2~5.6	2.0	t	2.0				1.83	1.53	1.31

Mechanisms

	18IQ20	3	m/min	88	44	18.5KW
			t	1	2.0	
			m/min			
			t			
	5VVF10	min		1		4kW
	BWED20-391-0.75-4P	rpm		1		0.75kW
	-	m/min				-
	380V 50Hz(±5%) 440V 60Hz(±5%)			30kVA		kVA

300m
>300m※

Hoisting
Trolleying
Luffing
Slewing
Traveling
Power

※ Please consult us △ Option

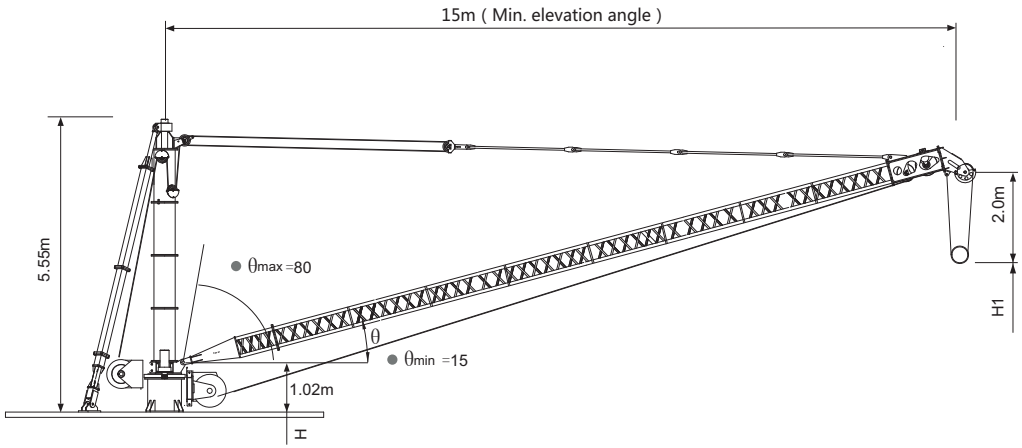

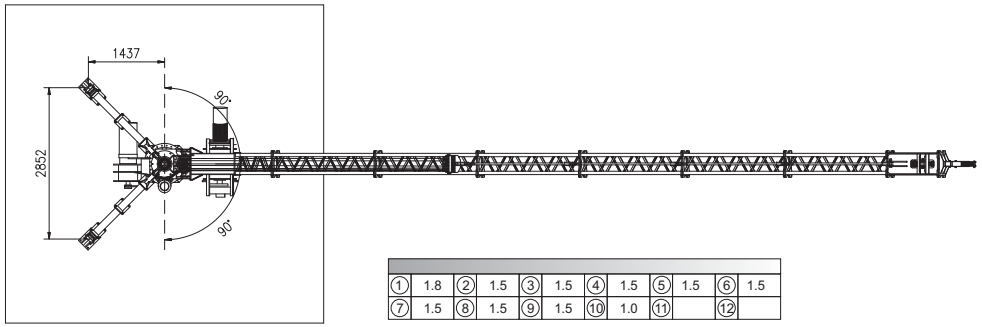

①	1.8	②	1.5	③	1.5	④	1.5	⑤	1.5	⑥	1.5
⑦	1.5	⑧	1.5	⑨	1.5	⑩	1.0	⑪		⑫	

⍁0.4m	H	Jib root hinge height (not include the fixing angle)
	H1	Height under hook
	H2	Tower body height:

(Total weight of free standing height (excludes counter weight and ballast)
Total weight of counter weight
Please consult with us in case higher freestanding height needed.

● In service
■ Out of service
F Reactions

Please refer to the user manual for reaction force

Load diagrams

R	falls	R(C$_{MAX}$)	C$_{MAX}$	m	5	6	7	8	9	10	11	12	13	14	15
15.0m		3.1~15.0	2.5	t	2.5										
		3.1~8.4	5.0	t	5.0				4.6	4.0	3.6	3.2	2.9	2.7	2.5

R	falls	R(C$_{MAX}$)	C$_{MAX}$	m	5	6	7	8	9	10	11	12	13	13.5
13.5m		2.8~13.5	2.5	t	2.5									
		2.8~8.5	5.0	t	5.0				4.6	4.1	3.7	3.3	3.0	2.9

R	falls	R(C$_{MAX}$)	C$_{MAX}$	m	5	6	7	8	9	10	11	12
12.0m		2.5~12.0	2.5	t	2.5							
		2.5~8.6	5.0	t	5.0				4.7	4.1	3.7	3.3

Mechanisms

	18IQ25		m/min	66	33	15KW
			t	0.65	1.3	
			m/min	33	16.5	
			t	1.3	2.0	
	11IQ15LB	min		1		11kW
	BWD2-391	rpm		1		0.75kW
	-	m/min				-
	380V 50Hz(±5%) 440V 60Hz(±5%)			40kVA		kVA

350m
>350m※

Hoisting
Trolleying
Luffing
Slewing
Traveling
Power

※ Please consult us △ Option

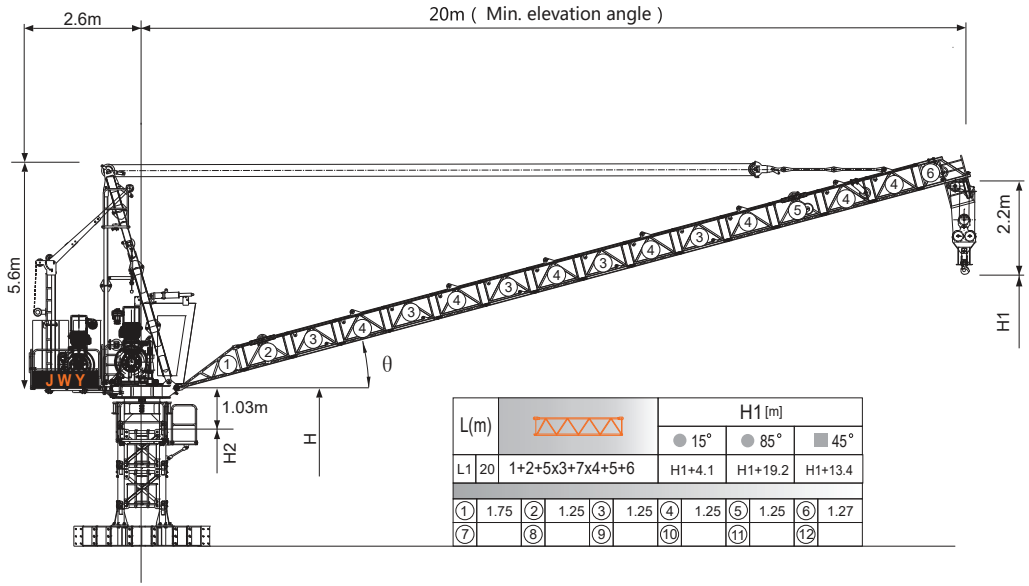

L(m)		H1 [m]		
		● 15°	● 85°	■ 45°
L1 20	1+2+5x3+7x4+5+6	H1+4.1	H1+19.2	H1+13.4

①	1.75	②	1.25	③	1.25	④	1.25	⑤	1.25	⑥	1.27		
⑦		⑧		⑨		⑩		⑪		⑫			

Jib root hinge height

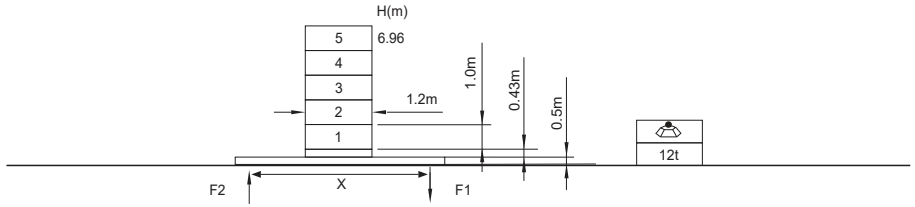

L24 ⊠1.2m		
	H	Jib root hinge height (not include the fixing angle)
	H1	Height under hook
	H2	Tower body height: H2 = [H - 1.03m]

Total weight of free standing height (excludes counter weight and ballast)
Total weight of counter weight
Please consult with us in case higher freestanding height needed.

● In service
■ Out of service
F Reactions
Please refer to the user manual for reaction force

Load diagrams

R	falls	R(C$_{MAX}$)	C$_{MAX}$	m	8	9	10	11	12	13	14	15	16	17	18	19	20
20m		4.3~16.2 [38.8]	4	t	4.0	4.0	4.0	4.0	4.0	4.0	4.0	4.0	4.0	3.7	3.5	3.2	3.0
		4.3~11.7 [56.2]	6	t	6.0	6.0	6.0	6.0	5.8	5.2	4.8	4.4	4.1	3.7	3.5	3.2	3.0
		4.3~9.1 [64.8]	8	t	8.0	8.0	7.1	6.4	5.8	5.2	4.8	4.4	4.1	3.7	3.5	3.2	3.0

Mechanisms

	50LVF20KL-D		m/min	0~42	0~84	37kW
			t	3.0	1.5	
			m/min	0~28	0~56	
			t	4.5	2.25	
			m/min	0~21	0~42	
			t	6.0	3.0	
	20VVF15KL	15~80		2min		15kW
	RCV95	rpm		0~0.8		5.5kW
	380V 50Hz(±5%) 380V 60Hz(±5%) 440V 60Hz(±5%)			70kVA		kVA

1000m >1000m※

※ Please consult us △ Option

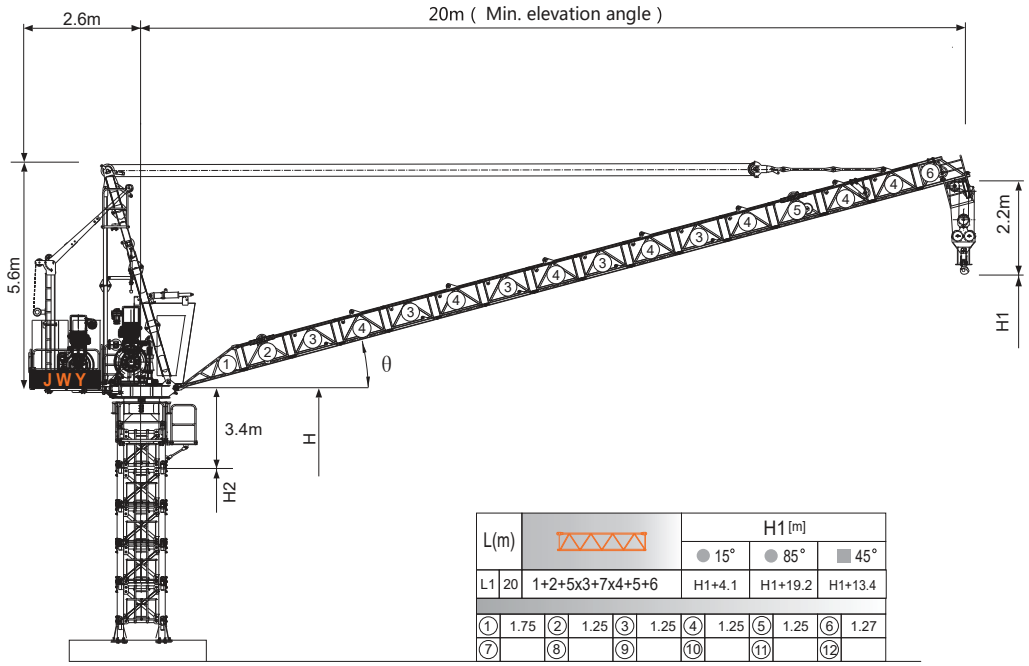

L(m)		H1 [m]		
		● 15°	● 85°	■ 45°
L1 20	1+2+5x3+7x4+5+6	H1+4.1	H1+19.2	H1+13.4

①	1.75	②	1.25	③	1.25	④	1.25	⑤	1.25	⑥	1.27		
⑦		⑧		⑨		⑩		⑪		⑫			

Jib root hinge height

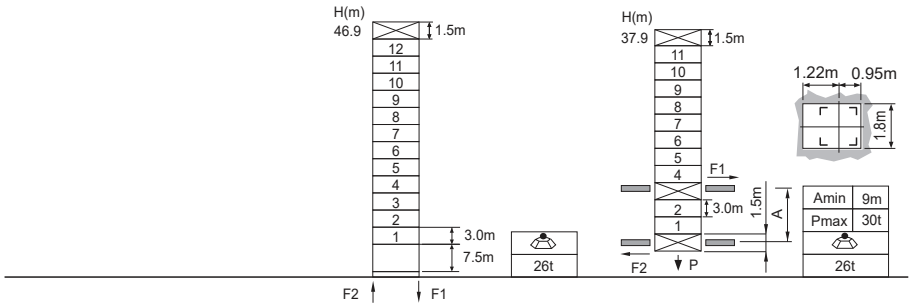

L46A1 ⍁1.6m		
	H	Jib root hinge height (not include the fixing angle)
	H1	Height under hook
	H2	Tower body height: H2 = [H - 3.4m]

Total weight of free standing height (excludes counter weight and ballast)
Total weight of counter weight
Please consult with us in case higher freestanding height needed.

● In service
■ Out of service
F Reactions
Please refer to the user manual for reaction force

Load diagrams

R	falls	R(C$_{MAX}$)	C$_{MAX}$	m	8	9	10	11	12	13	14	15	16	17	18	19	20
20m		4.3~16.2 [38.8]	4	t	4.0	4.0	4.0	4.0	4.0	4.0	4.0	4.0	4.0	3.7	3.5	3.2	3.0
		4.3~11.7 [56.2]	6	t	6.0	6.0	6.0	6.0	5.8	5.2	4.8	4.4	4.1	3.7	3.5	3.2	3.0
		4.3~9.1 [64.8]	8	t	8.0	8.0	7.1	6.4	5.8	5.2	4.8	4.4	4.1	3.7	3.5	3.2	3.0

Anchorages

An[m]	A1	A2	A3	A4	A5	A6	A7	A8	A9	A10
	33.0	54.0	75.0	96.0	117.0	138.0	159.0	180.0	-	-
H2 [m]	67.5	88.5	106.5	127.5	148.5	169.5	190.5	211.5 ※	-	-

※ Over this height please contact us

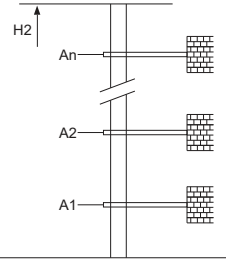

Mechanisms

	50LVF20KL-A		m/min	0~42	0~84	37kW
			t	3.0	1.5	
			m/min	0~28	0~56	
			t	4.5	2.25	
			m/min	0~21	0~42	
			t	6.0	3.0	
	20VVF15KL	15~80		2min		15kW
	RCV95	rpm		0~0.8		5.5kW
	380V 50Hz(±5%) 380V 60Hz(±5%) 440V 60Hz(±5%)			70kVA		kVA

※ Please consult us △ Option

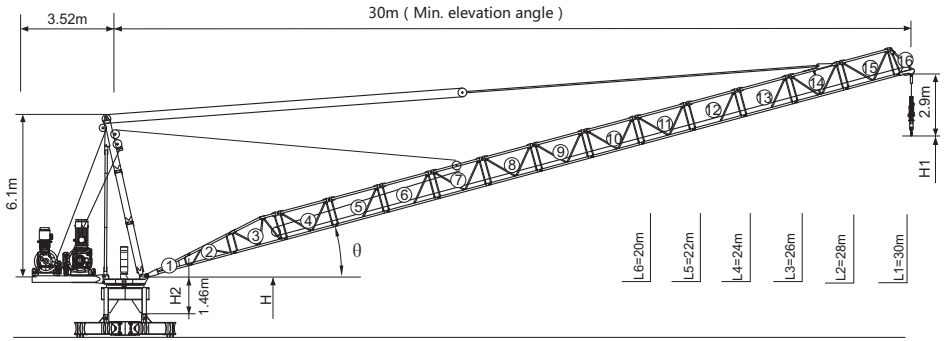

L(m)			H1[m]			Counter weight		
			● 15	● 85	■ 65	A	B	[kg]
L1	30	1+2+3+4+5+6+7+[8~13]+14+15	H+4.7	H+26.9	H+24.2	-	-	-
L2	28	1+2+3+4+5+6+7+[8~12]+14+15	H+4.2	H+24.9	H+22.4	-	-	-
L3	26	1+2+3+4+5+6+7+[8~11]+14+15	H+3.7	H+22.9	H+20.6	-	-	-
L4	24	1+2+3+4+5+6+7+[8~10]+14+15	H+3.2	H+20.9	H+18.8	-	-	-
L5	22	1+2+3+4+5+6+7+8+9+14+15	H+2.7	H+18.9	H+17.0	-	-	-
L6	20	1+2+3+4+5+6+7+8+14+15	H+2.2	H+16.9	H+15.2	-	-	-

①	1.7	②	1.7	③	2.0	④⑦			2.0
⑭	2.0	⑯	0.6			⑤⑥⑨⑩⑪⑫⑬⑮			2.0

A= - kg
B= - kg

Jib root hinge height

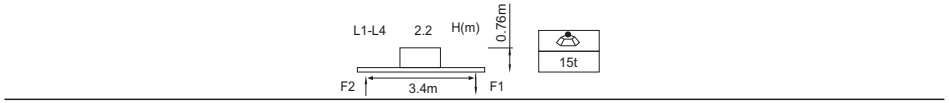

L46A1 ☐1.6m	H	Jib root hinge height (not include the fixing angle)
	H1	Height under hook
	H2	Tower body height: H2 = [H - 1.46m]

Total weight of free standing height (excludes counter weight and ballast)
Total weight of counter weight
Please consult with us in case higher freestanding height needed.

● In service
■ Out of service
F Reactions

Please refer to the user manual for reaction force

Load diagrams

R	falls	R(Cmax)	Cmax	m	10	12	14	16	18	20	22	24	26	28	30
30m		3.5~19.0 [52.5]	5	t			5.0			4.6	4.0	3.5	3.1	2.7	2.5
		3.5~13.9 [63.9]	7.5	t	7.5		7.4	6.3	5.4	4.6	4.0	3.5	3.1	2.7	2.5
		3.5~11.0 [70.0]	10	t	10.0	9.0	7.4	6.3	5.4	4.6	4.0	3.5	3.1	2.7	2.5
28m		3.3~19.3 [48.3]	5	t			5.0			4.8	4.2	3.7	3.2	2.9	
		3.3~14.1 [61.4]	7.5	t		7.5		6.4	5.5	4.8	4.2	3.7	3.2	2.9	
		3.3~11.1 [68.2]	10	t	10.0	9.1	7.6	6.4	5.5	4.8	4.2	3.7	3.2	2.9	
26m		3.1~19.6 [43.4]	5	t			5.0			4.8	4.2	3.7	3.3		
		3.1~14.3 [58.6]	7.5	t		7.5		6.5	5.6	4.8	4.2	3.7	3.3		
		3.1~11.2 [66.2]	10	t	10.0	9.2	7.7	6.5	5.6	4.8	4.2	3.7	3.3		
24m		2.9~19.9 [36.7]	5	t			5.0			4.9	4.4	3.9			
		2.9~14.5 [55.1]	7.5	t		7.5		6.6	5.7	4.9	4.4	3.9			
		2.9~11.3 [63.8]	10	t	10.0	9.4	7.8	6.6	5.7	4.9	4.4	3.9			
22m		2.7~20.3 [27.2]	5	t			5.0				4.5				
		2.7~14.6 [50.8]	7.5	t		7.5		6.7	5.8	5.1	4.5				
		2.7~11.4 [60.9]	10	t	10.0	9.5	7.9	6.7	5.8	5.1	4.5				
20m		2.5~20.0 [15.0]	5	t			5.0								
		2.5~14.8 [45.3]	7.5	t		7.5		6.8	5.9	5.2					
		2.5~11.5 [57.3]	10	t	10.0	9.6	8.0	6.8	5.9	5.2					

Mechanisms

	50LVF25KL-G		m/min	0~36	0~72	37kW
			t	5.0	2.5	
			m/min	0~24	0~48	
			t	7.5	3.75	
			m/min	0~18	0~36	
			t	10.0	5.0	

600m
>600m※

	30VVF20KL	15~80	3min	22kW
	RCV120	rpm	0~0.8	5.5kW
	380V 50Hz(±5%) 380V 60Hz(±5%) 440V 60Hz(±5%)		75kVA	kVA

※ Please consult us △ Option

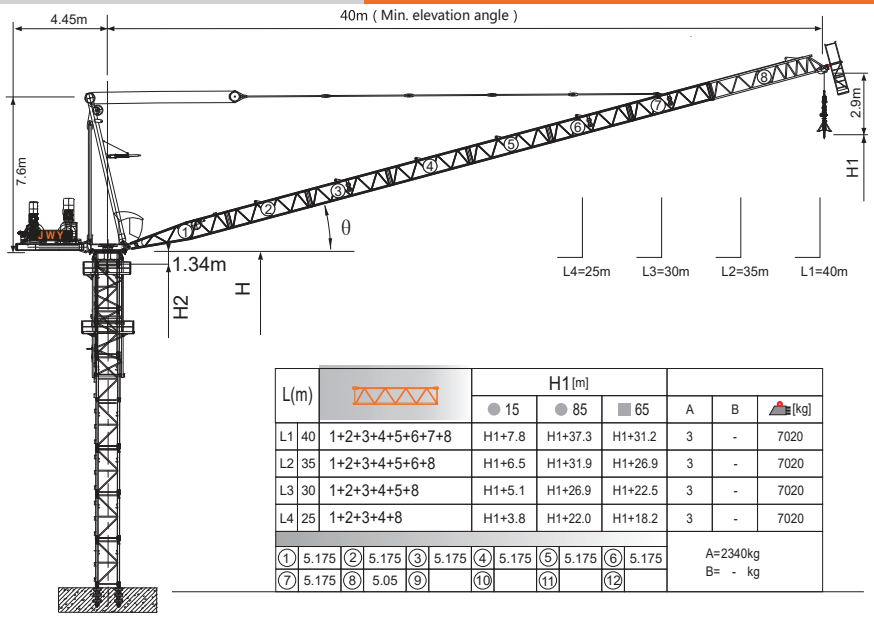

L(m)			H1[m]					
			● 15	● 85	■ 65	A	B	[kg]
L1	40	1+2+3+4+5+6+7+8	H1+7.8	H1+37.3	H1+31.2	3	-	7020
L2	35	1+2+3+4+5+6+8	H1+6.5	H1+31.9	H1+26.9	3	-	7020
L3	30	1+2+3+4+5+8	H1+5.1	H1+26.9	H1+22.5	3	-	7020
L4	25	1+2+3+4+8	H1+3.8	H1+22.0	H1+18.2	3	-	7020

①	5.175	②	5.175	③	5.175	④	5.175	⑤	5.175	⑥	5.175	A=2340kg
⑦	5.175	⑧	5.05	⑨		⑩		⑪		⑫		B= - kg

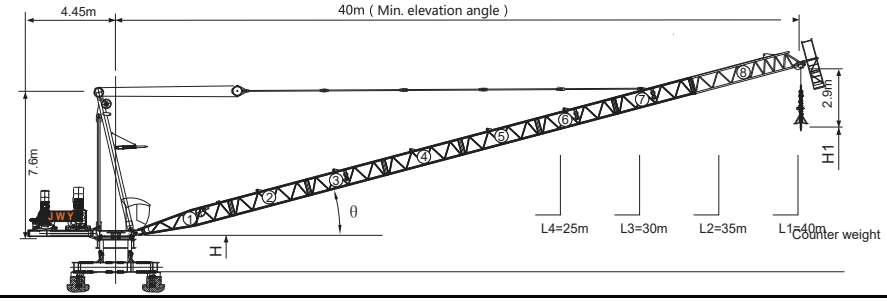

Jib root hinge height

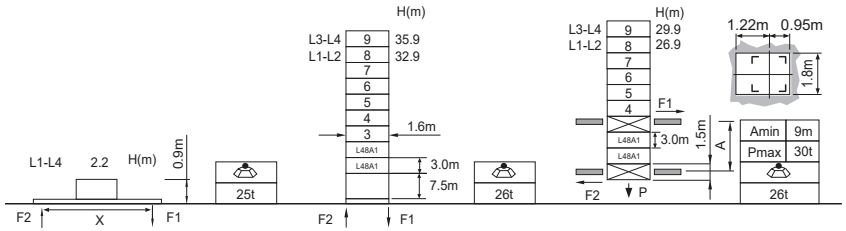

L46A1 ◰1.6m	H	Jib root hinge height (not include the fixing angle)
	H1	Height under hook
	H2	Tower body height: H2 = [H - 1.34m]

Total weight of free standing height (excludes counter weight and ballast)
Total weight of counter weight
Please consult with us in case higher freestanding height needed.

● In service
■ Out of service
F Reactions
Please refer to the user manual for reaction force

Load diagrams

R	falls	R(C$_{MAX}$)	C$_{MAX}$	m	10	12	15	17	20	22	25	27	30	32	35	37	40
40m		4.6~19.8 [62.3]	8	t	8.0	8.0	8.0	8.0	7.9	6.8	5.5	4.8	4.0	3.5	2.8	2.5	2.0
		4.6~14.7 [70.3]	12	t	12.0	12.0	11.8	9.9	7.9	6.8	5.5	4.8	4.0	3.5	2.8	2.5	2.0
		4.6~11.7 [74.8]	16	t	16.0	15.6	11.8	9.9	7.9	6.8	5.5	4.8	4.0	3.5	2.8	2.5	2.0
35m		4.1~20.1 [57.2]	8	t	8.0	8.0	8.0	8.0	8.0	7.0	5.7	5.0	4.1	3.6	3.0		
		4.1~14.9 [66.8]	12	t	12.0	12.0	11.9	10.1	8.1	7.0	5.7	5.0	4.1	3.6	3.0		
		4.1~12.0 [72.0]	16	t	16.0	16.0	11.9	10.1	8.1	7.0	5.7	5.0	4.1	3.6	3.0		
30m		3.7~20.3 [50.2]	8	t	8.0	8.0	8.0	8.0	8.0	7.1	5.8	5.1	4.2				
		3.7~15.1 [62.2]	12	t	12.0	12.0	12.0	10.2	8.2	7.1	5.8	5.1	4.2				
		3.7~12.0 [68.6]	16	t	16.0	16.0	12.1	10.2	8.2	7.1	5.8	5.1	4.2				
25m		3.2~20.5 [38.5]	8	t	8.0	8.0	8.0	8.0	8.0	7.2	5.9						
		3.2~15.2 [55.2]	12	t	12.0	12.0	12.0	10.4	8.3	7.2	5.9						
		3.2~12.1 [63.7]	16	t	16.0	16.0	12.2	10.4	8.3	7.2	5.9						

Anchorages

An[m]	A1	A2	A3	A4	A5	A6	A7	A8	A9	A10
	30.0	45.0	60.0	75.0	90.0	105.0	120.0	135.0	150.0	165.0
H2 [m]	46.5	61.5	76.5	91.5	106.5	121.5	136.5	151.5	166.5	181.5 ※

※ Over this height please contact us

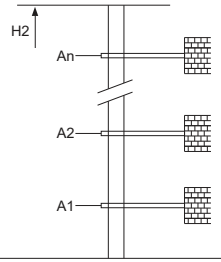

Mechanisms

	75LVF40KL		m/min	0~41	0~82
			t	8.0	4.0
			m/min	0~27.3	0~54.6
			t	12.0	6.0
			m/min	0~20.5	0~41
			t	16.0	8.0
				55kW	1000m / >1000m※
	50VVF35KL	15~80		2min20s	37kW
	RCV95	rpm		0~0.8	2x5.5kW
	380V 50Hz(±5%) 380V 60Hz(±5%) 440V 60Hz(±5%)			125kVA	kVA

※ Please consult us △ Option

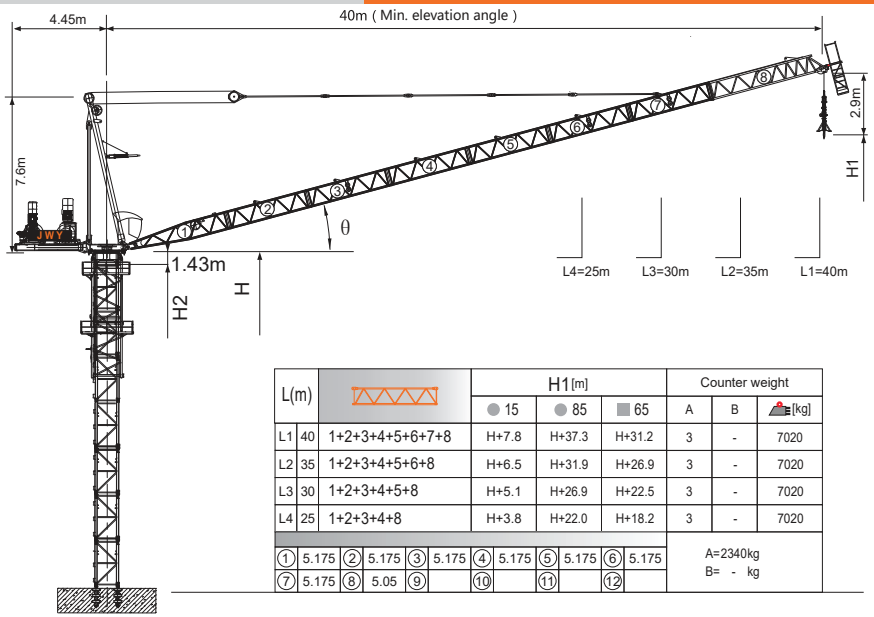

L(m)			H1[m]			Counter weight		
			● 15	● 85	■ 65	A	B	[kg]
L1	40	1+2+3+4+5+6+7+8	H+7.8	H+37.3	H+31.2	3	-	7020
L2	35	1+2+3+4+5+6+8	H+6.5	H+31.9	H+26.9	3	-	7020
L3	30	1+2+3+4+5+8	H+5.1	H+26.9	H+22.5	3	-	7020
L4	25	1+2+3+4+8	H+3.8	H+22.0	H+18.2	3	-	7020
① 5.175	② 5.175	③ 5.175	④ 5.175	⑤ 5.175	⑥ 5.175	A=2340kg		
⑦ 5.175	⑧ 5.05	⑨	⑩	⑪	⑫	B= - kg		

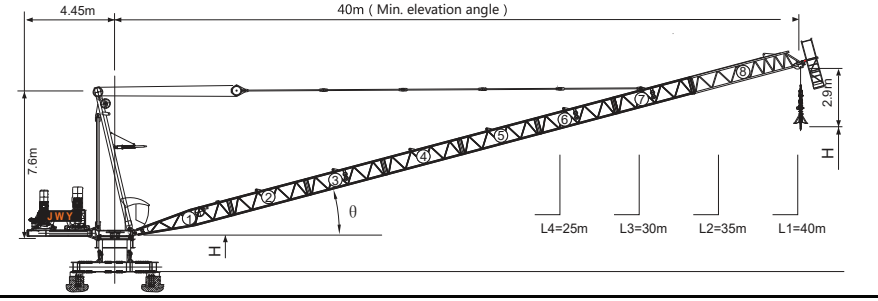

Jib root hinge height

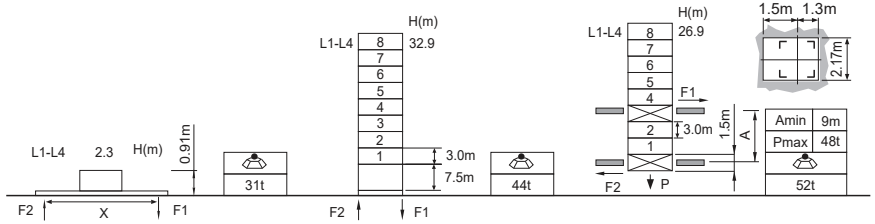

L68B2 ⍁2.0m		
	H	Jib root hinge height (not include the fixing angle)
	H1	Height under hook
	H2	Tower body height: H2 = [H - 1.43m]

Total weight of free standing height (excludes counter weight and ballast)
Total weight of counter weight
Please consult with us in case higher freestanding height needed.

● In service
■ Out of service
F Reactions
Please refer to the user manual for reaction force

Load diagrams

R	falls	R(C$_{MAX}$)	C$_{MAX}$	m	10	12	15	17	20	22	25	27	30	32	35	37	40
40m		4.6~26.5 [50.9]	8	t	8.0	8.0	8.0	8.0	8.0	8.0	8.0	7.8	6.6	5.9	5.1	4.6	4.0
		4.6~19.8 [62.3]	12	t	12.0	12.0	12.0	12.0	11.8	10.4	8.7	7.8	6.6	5.9	5.1	4.6	4.0
		4.6~15.8 [68.6]	16	t	16.0	16.0	16.0	14.6	11.8	10.4	8.7	7.8	6.6	5.9	5.1	4.6	4.0
35m		4.1~26.9 [42.8]	8	t	8.0	8.0	8.0	8.0	8.0	8.0	8.0	7.9	6.8	6.1	5.2		
		4.1~20.0 [57.5]	12	t	12.0	12.0	12.0	12.0	12.0	10.1	8.9	7.9	6.8	6.1	5.2		
		4.1~15.9 [65.0]	16	t	16.0	16.0	16.0	14.8	12.1	10.1	8.9	7.9	6.8	6.1	5.2		
30m		3.7~27.2 [29.5]	8	t	8.0	8.0	8.0	8.0	8.0	8.0	8.0	8.0	6.9				
		3.7~20.2 [50.4]	12	t	12.0	12.0	12.0	12.0	12.0	10.7	9.0	8.1	6.9				
		3.7~16.1 [60.0]	16	t	16.0	16.0	16.0	14.9	12.2	10.7	9.0	8.1	6.9				
25m		3.2~25.0 [16.0]	8	t	8.0	8.0	8.0	8.0	8.0	8.0	8.0						
		3.2~20.3 [39.0]	12	t	12.0	12.0	12.0	12.0	12.0	10.8	9.1						
		3.2~16.2 [52.5]	16	t	16.0	16.0	16.0	15.0	12.3	10.8	9.1						

Anchorages

An[m]	A1	A2	A3	A4	A5	A6	A7	A8	A9	A10
	30.0	51.0	72.0	93.0	114.0	135.0	156.0	177.0	-	-
H2 [m]	55.5	76.5	97.5	115.5	136.5	157.5	178.5	199.5 ※	-	-

※ Over this height please contact us

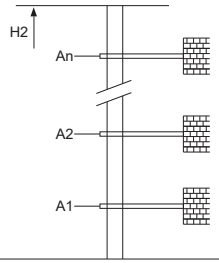

Mechanisms

	75LVF40KL		m/min	0~41	0~82
			t	8.0	4.0
			m/min	0~27.3	0~54.6
			t	12.0	6.0
			m/min	0~20.5	0~41
			t	16.0	8.0
				55kW	1000m >1000m※
	75VVF40KL	15~80		1min40s	55kW
	RCV95	rpm		0~0.8	2x5.5kW
	380V 50Hz(±5%) 380V 60Hz(±5%) 440V 60Hz(±5%)			145kVA	kVA

※ Please consult us △ Option

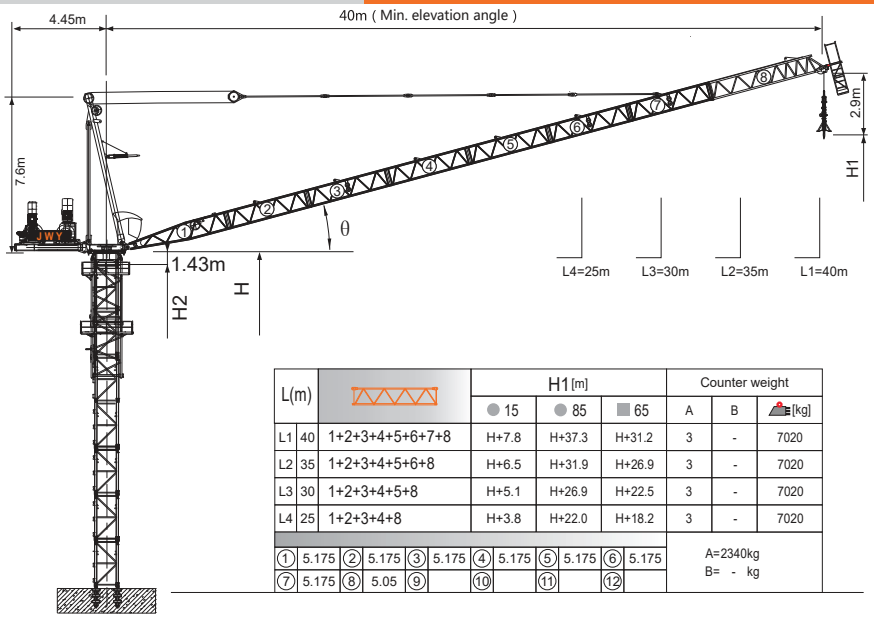

L(m)			H1[m]			Counter weight		
			● 15	● 85	■ 65	A	B	[kg]
L1	40	1+2+3+4+5+6+7+8	H+7.8	H+37.3	H+31.2	3	-	7020
L2	35	1+2+3+4+5+6+8	H+6.5	H+31.9	H+26.9	3	-	7020
L3	30	1+2+3+4+5+8	H+5.1	H+26.9	H+22.5	3	-	7020
L4	25	1+2+3+4+8	H+3.8	H+22.0	H+18.2	3	-	7020

①	5.175	②	5.175	③	5.175	④	5.175	⑤	5.175	⑥	5.175	A=2340kg
⑦	5.175	⑧	5.05	⑨		⑩		⑪		⑫		B= - kg

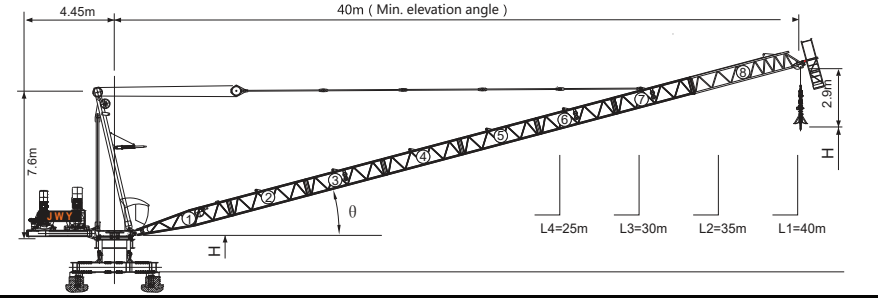

Jib root hinge height

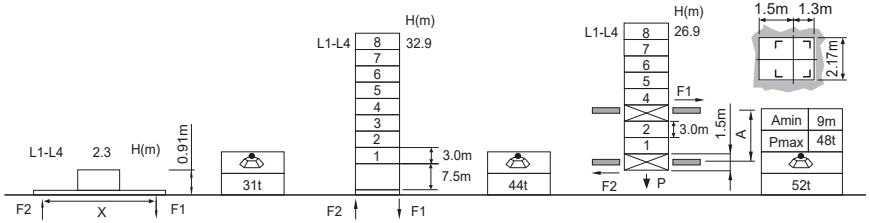

L68B2 ⍁2.0m		
	H	Jib root hinge height (not include the fixing angle)
	H1	Height under hook
	H2	Tower body height: H2 = [H - 1.43m]

Total weight of free standing height (excludes counter weight and ballast)
Total weight of counter weight
Please consult with us in case higher freestanding height needed.

● In service
■ Out of service
F Reactions
Please refer to the user manual for reaction force

Load diagrams

R	falls	R(C$_{MAX}$)	C$_{MAX}$	m	10	12	15	17	20	22	25	27	30	32	35	37	40
40m		4.6~22.6 [57.8]	10	t	10.0	10.0	10.0	10.0	10.0	10.0	8.7	7.8	6.6	5.9	5.1	4.6	4.0
		4.6~16.6 [67.4]	15	t	15.0	15.0	15.0	14.6	11.8	10.4	8.7	7.8	6.6	5.9	5.1	4.6	4.0
		4.6~13.1 [72.6]	20	t	20.0	20.0	17.1	14.6	11.8	10.4	8.7	7.8	6.6	5.9	5.1	4.6	4.0
35m		4.1~22.9 [51.6]	10	t	10.0	10.0	10.0	10.0	10.0	10.0	8.9	7.9	6.8	6.1	5.2		
		4.1~16.8 [63.5]	15	t	15.0	15.0	15.0	14.8	12.1	10.6	8.9	7.9	6.8	6.1	5.2		
		4.1~13.2 [69.9]	20	t	20.0	20.0	17.2	14.8	12.1	10.6	8.9	7.9	6.8	6.1	5.2		
30m		3.7~23.2 [42.5]	10	t	10.0	10.0	10.0	10.0	10.0	10.0	9.0	8.1	6.9				
		3.7~16.9 [58.2]	15	t	15.0	15.0	15.0	14.9	12.2	10.7	9.0	8.1	6.9				
		3.7~13.3 [66.0]	20	t	20.0	20.0	17.4	14.9	12.2	10.7	9.0	8.1	6.9				
25m		3.2~23.3 [26.5]	10	t	10.0	10.0	10.0	10.0	10.0	10.0	9.1						
		3.2~17.0 [50.0]	15	t	15.0	15.0	15.0	15.0	12.3	10.8	9.1						
		3.2~13.4 [60.3]	20	t	20.0	20.0	17.5	15.0	12.3	10.8	9.1						

Anchorages

An[m]	A1	A2	A3	A4	A5	A6	A7	A8	A9	A10
	30.0	51.0	72.0	93.0	114.0	135.0	156.0	177.0	-	-
H2 [m]	55.5	76.5	97.5	115.5	136.5	157.5	178.5	199.5 ※	-	-

※ Over this height please contact us

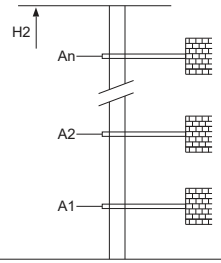

Mechanisms

	100LVF50KL		m/min	0~44	0~88	75kW
			t	8.0	4.0	
			m/min	0~29.3	0~58.6	
			t	12.0	6.0	
			m/min	0~22	0~44	
			t	16.0	8.0	
	120LVF50KL-P		m/min	0~45	0~90	90kW
			t	8.0	4.0	
			m/min	0~30	0~60	
			t	12.0	6.0	
			m/min	0~22.5	0~45	
			t	16.0	8.0	
	75VVF40KL	15~80		1min40s		55kW
	RCV95	rpm		0~0.8		2x5.5kW
	380V 50Hz(±5%) 380V 60Hz(±5%) 440V 60Hz(±5%)			100LVF50KL 170kVA 120LVF50KL-P 185kVA		kVA

※ Please consult us △ Option

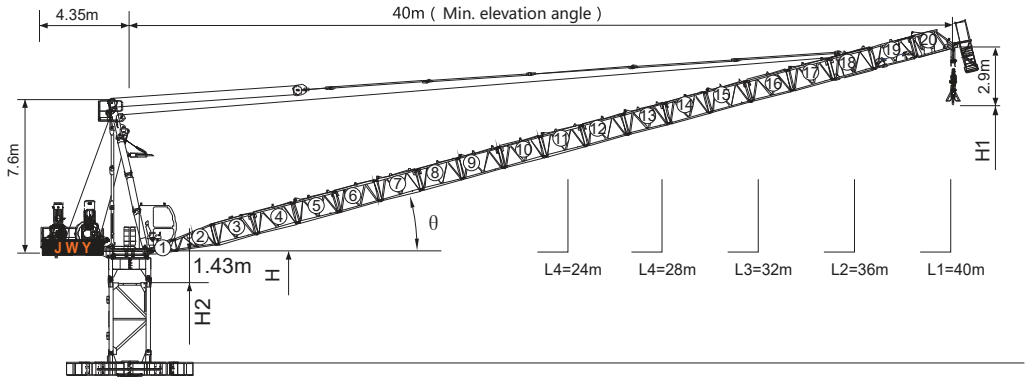

L(m)			H1 [m]			Counter weight		
			● 15	● 85	■ 65	A	B	[kg]
L1	40	1+2+3+(4~17)+18+19+20	H+7.8	H+37.0	H+33.4	8	-	4000
L2	36	1+2+3+(4~15)+18+19+20	H+6.7	H+32.9	H+29.6	8	-	4000
L3	32	1+2+3+(4~13)+18+19+20	H+5.7	H+28.8	H+25.9	8	-	4000
L4	28	1+2+3+(4~11)+18+19+20	H+4.6	H+24.7	H+22.1	8	-	4000
L5	24	1+2+3+(4~9)+18+19+20	H+3.6	H+21.8	H+18.4	8	-	4000

①	1.175	②	2.0	③	2.0	④⑥⑧⑩⑫⑭⑯	2.07	A= 500 kg
⑱	2.07	⑲	2.07	⑳	2.06	⑤⑦⑨⑪⑬⑮⑰	2.07	B= - kg

Jib root hinge height

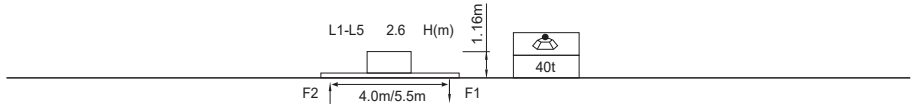

L68B2 ◰2.0m	H	Jib root hinge height (not include the fixing angle)
	H1	Height under hook
	H2	Tower body height: H2 = [H - 1.43m]

Total weight of free standing height (excludes counter weight and ballast)
Total weight of counter weight
Please consult with us in case higher freestanding height needed.

● In service
■ Out of service
F Reactions
Please refer to the user manual for reaction force

Load diagrams

R	falls	R(Cmax)	Cmax	m	12	14	16	18	20	22	24	26	28	30	32	34	36	38	40
40m		4.6~24.3 [54.7]	10	t	10.0	10.0	10.0	10.0	10.0	10.0	10.0	9.05	8.02	7.13	6.35	5.67	5.05	4.50	4.00
		4.6~18.3 [64.6]	15	t	15.0	15.0	15.0	15.0	13.33	11.65	10.24	9.05	8.02	7.13	6.35	5.67	5.05	4.50	4.00
		4.6~14.7 [70.2]	20	t	20.0	20.0	17.97	15.39	13.33	11.65	10.24	9.05	8.02	7.13	6.35	5.67	5.05	4.50	4.00
36m		4.2~24.6 [49.2]	10	t	10.0	10.0	10.0	10.0	10.0	10.0	10.0	9.18	8.15	7.26	6.48	5.78	5.16		
		4.2~18.4 [61.2]	15	t	15.0	15.0	15.0	15.0	13.47	11.78	10.37	9.18	8.15	7.26	6.48	5.78	5.16		
		4.2~14.8 [67.7]	20	t	20.0	20.0	18.11	15.53	13.47	11.78	10.37	9.18	8.15	7.26	6.48	5.78	5.16		
32m		3.8~25.1 [41.0]	10	t	10.0	10.0	10.0	10.0	10.0	10.0	10.0	9.53	8.5	7.61	6.82				
		3.8~18.8 [56.2]	15	t	15.0	15.0	15.0	15.0	13.83	12.14	10.73	9.53	8.5	7.61	6.82				
		3.8~15.0 [64.0]	20	t	20.0	20.0	18.47	15.89	13.83	12.14	10.73	9.53	8.5	7.61	6.82				
28m		3.6~25.8 [27.2]	10	t	10.0	10.0	10.0	10.0	10.0	10.0	10.0	9.88	8.85						
		3.6~19.1 [49.5]	15	t	15.0	15.0	15.0	15.0	14.19	12.49	11.08	9.88	8.85						
		3.6~15.2 [59.4]	20	t	20.0	20.0	18.84	16.25	14.19	12.49	11.08	9.88	8.85						
24m		3.2~24.0 [15.0]	10	t	10.0	10.0	10.0	10.0	10.0	10.0	10.0								
		3.2~19.6 [38.2]	15	t	15.0	15.0	15.0	15.0	14.65	12.96	11.53								
		3.2~15.5 [52.5]	20	t	20.0	20.0	19.31	16.73	14.65	12.96	11.53								

Mechanisms

	100LVF50KL		m/min	0~44	0~88	75kW
			t	8.0	4.0	
			m/min	0~29.3	0~58.6	
			t	12.0	6.0	
			m/min	0~22	0~44	1000m >1000m※
			t	16.0	8.0	
	120LVF50KL-P		m/min	0~45	0~90	90kW
			t	8.0	4.0	
			m/min	0~30	0~60	
			t	12.0	6.0	
			m/min	0~22.5	0~45	1200m >1200m※
			t	16.0	8.0	
	75VVF40KL	15~80		1min40s		55kW
	RCV95	rpm		0~0.8		2x5.5kW
	380V 50Hz(±5%) 380V 60Hz(±5%) 440V 60Hz(±5%)			100LVF50KL 170kVA 120LVF50KL-P 185kVA		kVA

※ Please consult us △ Option

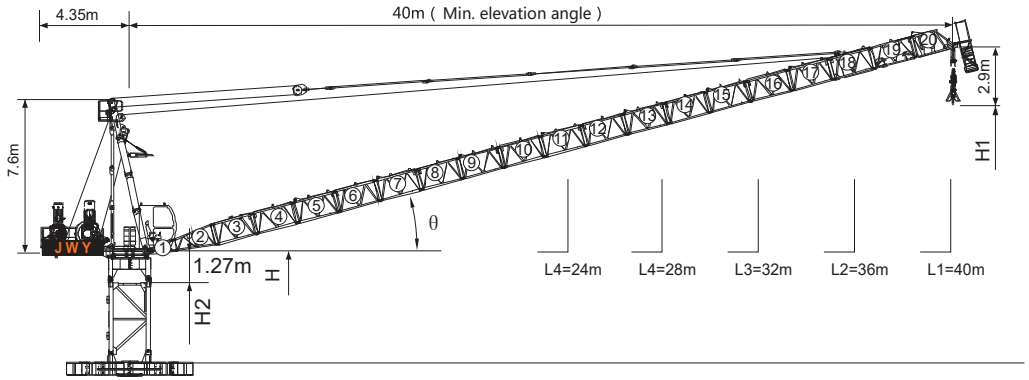

L(m)			H1 [m]			Counter weight		
			● 15	● 85	■ 65	A	B	[kg]
L1	40	1+2+3+(4~17)+18+19+20	H+7.8	H+37.0	H+33.4	8	-	4000
L2	36	1+2+3+(4~15)+18+19+20	H+6.7	H+32.9	H+29.6	8	-	4000
L3	32	1+2+3+(4~13)+18+19+20	H+5.7	H+28.8	H+25.9	8	-	4000
L4	28	1+2+3+(4~11)+18+19+20	H+4.6	H+24.7	H+22.1	8	-	4000
L5	24	1+2+3+(4~9)+18+19+20	H+3.6	H+21.8	H+18.4	8	-	4000

①	1.175	②	2.0	③	2.0	④⑥⑧⑩⑫⑭⑯	2.07	A= 500 kg
⑱	2.07	⑲	2.07	⑳	2.06	⑤⑦⑨⑪⑬⑮⑰	2.07	B= - kg

Jib root hinge height

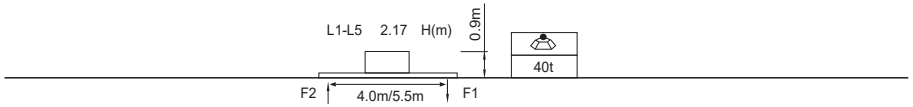

H20 ⊿1.95m		
	H	Jib root hinge height (not include the fixing angle)
	H1	Height under hook
	H2	Tower body height: H2 = [H - 1.27m]

Total weight of free standing height (excludes counter weight and ballast)
Total weight of counter weight
Please consult with us in case higher freestanding height needed.

● In service
■ Out of service
F Reactions
Please refer to the user manual for reaction force

Load diagrams

R	falls	R(Cmax)	Cmax	m	12	14	16	18	20	22	24	26	28	30	32	34	36	38	40
40m		4.6~24.3 [54.7]	10	t	10.0	10.0	10.0	10.0	10.0	10.0	10.0	9.05	8.02	7.13	6.35	5.67	5.05	4.50	4.00
		4.6~18.3 [64.6]	15	t	15.0	15.0	15.0	15.0	13.33	11.65	10.24	9.05	8.02	7.13	6.35	5.67	5.05	4.50	4.00
		4.6~14.7 [70.2]	20	t	20.0	20.0	17.97	15.39	13.33	11.65	10.24	9.05	8.02	7.13	6.35	5.67	5.05	4.50	4.00
36m		4.2~24.6 [49.2]	10	t	10.0	10.0	10.0	10.0	10.0	10.0	10.0	9.18	8.15	7.26	6.48	5.78	5.16		
		4.2~18.4 [61.2]	15	t	15.0	15.0	15.0	15.0	13.47	11.78	10.37	9.18	8.15	7.26	6.48	5.78	5.16		
		4.2~14.8 [67.7]	20	t	20.0	20.0	18.11	15.53	13.47	11.78	10.37	9.18	8.15	7.26	6.48	5.78	5.16		
32m		3.8~25.1 [41.0]	10	t	10.0	10.0	10.0	10.0	10.0	10.0	10.0	9.53	8.5	7.61	6.82				
		3.8~18.8 [56.2]	15	t	15.0	15.0	15.0	15.0	13.83	12.14	10.73	9.53	8.5	7.61	6.82				
		3.8~15.0 [64.0]	20	t	20.0	20.0	18.47	15.89	13.83	12.14	10.73	9.53	8.5	7.61	6.82				
28m		3.6~25.8 [27.2]	10	t	10.0	10.0	10.0	10.0	10.0	10.0	10.0	9.88	8.85						
		3.6~19.1 [49.5]	15	t	15.0	15.0	15.0	15.0	14.19	12.49	11.08	9.88	8.85						
		3.6~15.2 [59.4]	20	t	20.0	20.0	18.84	16.25	14.19	12.49	11.08	9.88	8.85						
24m		3.2~24.0 [15.0]	10	t	10.0	10.0	10.0	10.0	10.0	10.0	10.0								
		3.2~19.6 [38.2]	15	t	15.0	15.0	15.0	15.0	14.65	12.96	11.53								
		3.2~15.5 [52.5]	20	t	20.0	20.0	19.31	16.73	14.65	12.96	11.53								

Mechanisms

	100LVF50KL		m/min	0~44	0~88	75kW
			t	8.0	4.0	
			m/min	0~29.3	0~58.6	
			t	12.0	6.0	
			m/min	0~22	0~44	1000m
			t	16.0	8.0	>1000m※
	120LVF50KL-P		m/min	0~45	0~90	90kW
			t	8.0	4.0	
			m/min	0~30	0~60	
			t	12.0	6.0	
			m/min	0~22.5	0~45	1200m
			t	16.0	8.0	>1200m※
	75VVF40KL	15~80		1min40s		55kW
	RCV95	rpm		0~0.8		2x5.5kW
	380V 50Hz(±5%) 380V 60Hz(±5%) 440V 60Hz(±5%)			100LVF50KL 170kVA 120LVF50KL-P 185kVA		kVA

※ Please consult us △ Option

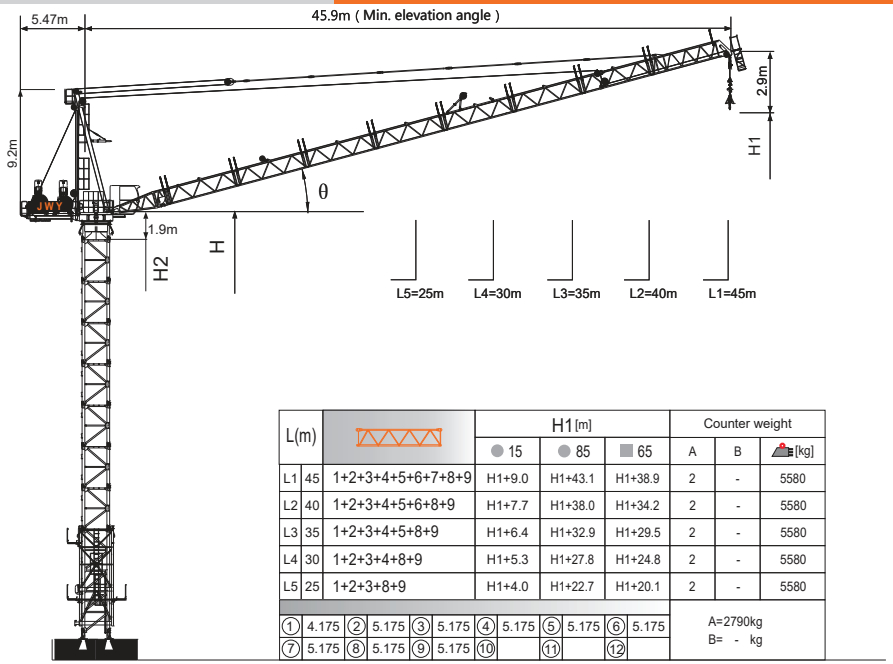

L(m)			H1 [m]			Counter weight		
			● 15	● 85	■ 65	A	B	[kg]
L1	45	1+2+3+4+5+6+7+8+9	H1+9.0	H1+43.1	H1+38.9	2	-	5580
L2	40	1+2+3+4+5+6+8+9	H1+7.7	H1+38.0	H1+34.2	2	-	5580
L3	35	1+2+3+4+5+8+9	H1+6.4	H1+32.9	H1+29.5	2	-	5580
L4	30	1+2+3+4+8+9	H1+5.3	H1+27.8	H1+24.8	2	-	5580
L5	25	1+2+3+8+9	H1+4.0	H1+22.7	H1+20.1	2	-	5580

①	4.175	②	5.175	③	5.175	④	5.175	⑤	5.175	⑥ 5.175
⑦	5.175	⑧	5.175	⑨	5.175	⑩		⑪		⑫

A=2790kg
B= - kg

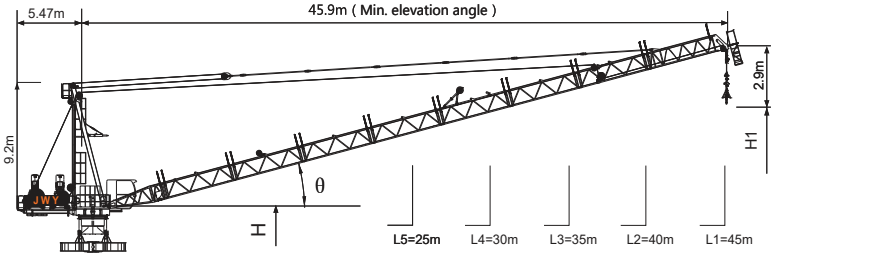

Jib root hinge height

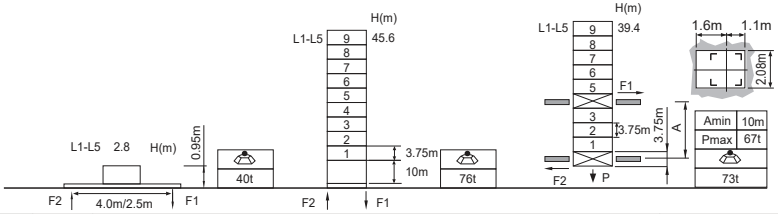

H20 ⍁1.95m		
	H	Jib root hinge height (not include the fixing angle)
	H1	Height under hook
	H2	Tower body height: H2 = [H - 1.9m]

Total weight of free standing height (excludes counter weight and ballast)
Total weight of counter weight
Please consult with us in case higher freestanding height needed.

● In service
■ Out of service
F Reactions
Please refer to the user manual for reaction force

Load diagrams

R	falls	R(C$_{MAX}$)	C$_{MAX}$	m	10	12	15	17	20	22	25	27	30	32	35	37	40	42	45
45m		4.2~27.7 [55.8]	10	t	10.0	10.0	10.0	10.0	10.0	10.0	10.0	10.0	8.7	7.8	6.6	5.9	5.1	4.5	3.7
		4.2~21.1 [65.2]	15	t	15.0	15.0	15.0	15.0	15.0	14.1	11.6	10.3	8.7	7.8	6.6	5.9	5.1	4.5	3.7
		4.2~16.7 [71.1]	20	t	20.0	20.0	20.0	19.9	16.1	14.1	11.6	10.3	8.7	7.8	6.6	5.9	5.1	4.5	3.7
40m		4.0~29.1 [47.9]	10	t	10.0	10.0	10.0	10.0	10.0	10.0	10.0	10.0	9.5	8.6	7.4	6.7	5.5		
		4.0~21.8 [60.7]	15	t	15.0	15.0	15.0	15.0	15.0	14.9	12.5	11.1	9.5	8.6	7.4	6.7	5.5		
		4.0~17.5 [67.4]	20	t	20.0	20.0	20.0	20.0	16.9	14.9	12.5	11.1	9.5	8.6	7.4	6.7	5.5		
35m		3.7~29.1 [39.7]	10	t	10.0	10.0	10.0	10.0	10.0	10.0	10.0	10.0	9.5	8.6	7.4				
		3.7~21.8 [55.9]	15	t	15.0	15.0	15.0	15.0	15.0	14.9	12.5	11.1	9.5	8.6	7.4				
		3.7~17.5 [64.0]	20	t	20.0	20.0	20.0	20.0	16.9	14.9	12.5	11.1	9.5	8.6	7.4				
30m		3.4~29.1 [25.5]	10	t	10.0	10.0	10.0	10.0	10.0	10.0	10.0	10.0	9.5						
		3.4~21.8 [49.0]	15	t	15.0	15.0	15.0	15.0	15.0	14.9	12.5	11.1	9.5						
		3.4~17.5 [59.0]	20	t	20.0	20.0	20.0	20.0	16.9	14.9	12.5	11.1	9.5						
25m		3.1~25.0 [21.6]	10	t	10.0	10.0	10.0	10.0	10.0	10.0	10.0								
		3.1~21.8 [37.4]	15	t	15.0	15.0	15.0	15.0	15.0	14.9	12.5								
		3.1~17.5 [51.6]	20	t	20.0	20.0	20.0	20.0	16.9	14.9	12.5								

Anchorages

An[m]	A1	A2	A3	A4	A5	A6	A7	A8	A9	A10
	41.8	68.1	94.3	120.6	146.8	173.1	199.3	225.6	251.8	278.1
H2 [m]	73.7	100.0	122.5	148.7	175.0	201.2	227.5	253.7	280.0	306.2 ※

※ Over this height please contact us

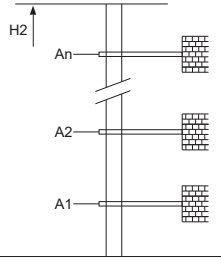

Mechanisms

100LVF50KL		m/min	0~44	0~88	75kW	1000m
		t	10.0	5.0		>1000m※
		m/min	0~29.3	0~58.6		
		t	15.0	7.5		
		m/min	0~22	0~44		
		t	20.0	10.0		
120LVF50KL-P		m/min	0~45	0~90	90kW	1200m
		t	10.0	5.0		>1200m※
		m/min	0~30	0~60		
		t	15.0	7.5		
		m/min	0~22.5	0~45		
		t	20.0	10.0		
75VVF40KL	15~80		1min40s		55kW	
RCV145	rpm		0~0.8		2x7.5kW	
380V 50Hz(±5%) 380V 60Hz(±5%) 440V 60Hz(±5%)			100LVF50KL 175kVA 120LVF50KL-P 190kVA		kVA	

※ Please consult us △ Option

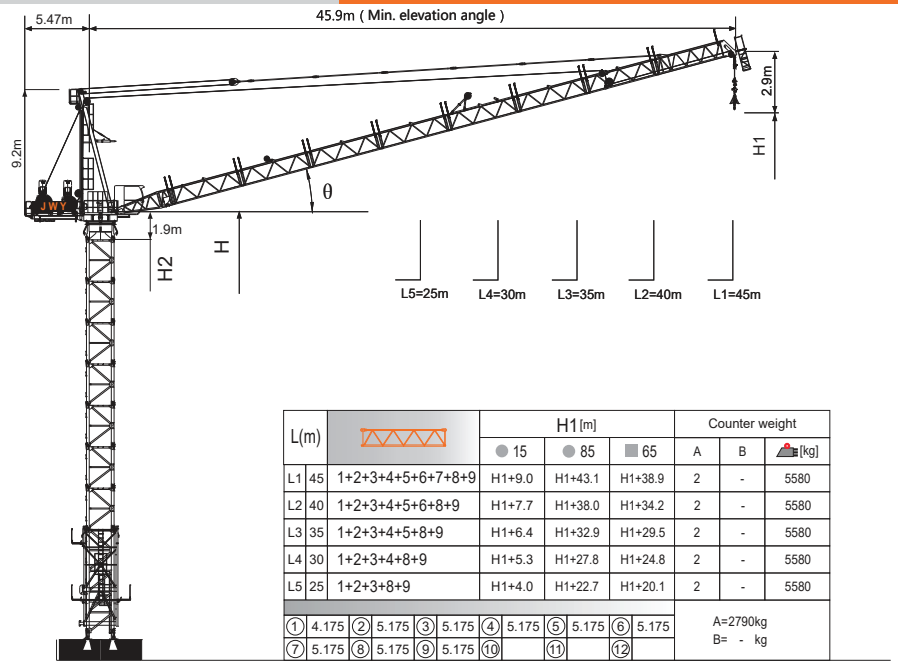

L(m)			H1 [m]			Counter weight		
			● 15	● 85	■ 65	A	B	[kg]
L1	45	1+2+3+4+5+6+7+8+9	H1+9.0	H1+43.1	H1+38.9	2	-	5580
L2	40	1+2+3+4+5+6+8+9	H1+7.7	H1+38.0	H1+34.2	2	-	5580
L3	35	1+2+3+4+5+8+9	H1+6.4	H1+32.9	H1+29.5	2	-	5580
L4	30	1+2+3+4+8+9	H1+5.3	H1+27.8	H1+24.8	2	-	5580
L5	25	1+2+3+8+9	H1+4.0	H1+22.7	H1+20.1	2	-	5580

① 4.175 ② 5.175 ③ 5.175 ④ 5.175 ⑤ 5.175 ⑥ 5.175
⑦ 5.175 ⑧ 5.175 ⑨ 5.175 ⑩ ⑪ ⑫

A=2790kg
B= - kg

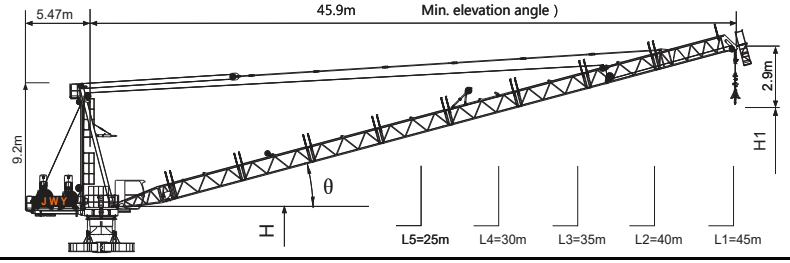

Jib root hinge height

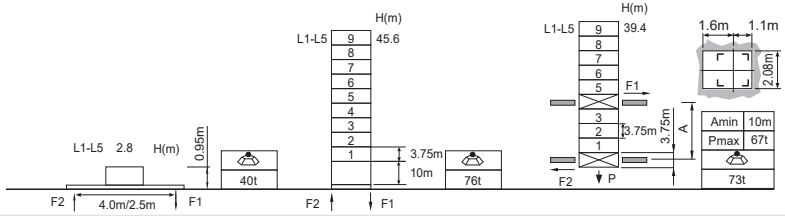

H20 ⊠1.95m		
	H	Jib root hinge height (not include the fixing angle)
	H1	Height under hook
	H2	Tower body height: H2 = [H - 1.9m]

Total weight of free standing height (excludes counter weight and ballast)
Total weight of counter weight
Please consult with us in case higher freestanding height needed.

● In service
■ Out of service
F Reactions
Please refer to the user manual for reaction force

Load diagrams

R	falls	R(C$_{MAX}$)	C$_{MAX}$	m	10	12	15	17	20	22	25	27	30	32	35	37	40	42	45
45m		4.2~27.7 [85.0]	10	t	10.0	10.0	10.0	10.0	10.0	10.0	10.0	10.0	8.7	7.8	6.6	5.9	5.1	4.5	3.7
		4.2~21.1 [85.0]	15	t	15.0	15.0	15.0	15.0	15.0	14.1	11.6	10.3	8.7	7.8	6.6	5.9	5.1	4.5	3.7
		4.2~16.7 [85.0]	20	t	20.0	20.0	20.0	19.9	16.1	14.1	11.6	10.3	8.7	7.8	6.6	5.9	5.1	4.5	3.7
40m		4.0~29.1 [85.0]	10	t	10.0	10.0	10.0	10.0	10.0	10.0	10.0	10.0	9.5	8.6	7.4	6.7	5.5		
		4.0~21.8 [85.0]	15	t	15.0	15.0	15.0	15.0	15.0	14.9	12.5	11.1	9.5	8.6	7.4	6.7	5.5		
		4.0~17.5 [85.0]	20	t	20.0	20.0	20.0	20.0	16.9	14.9	12.5	11.1	9.5	8.6	7.4	6.7	5.5		
35m		3.7~29.1 [85.0]	10	t	10.0	10.0	10.0	10.0	10.0	10.0	10.0	10.0	9.5	8.6	7.4				
		3.7~21.8 [85.0]	15	t	15.0	15.0	15.0	15.0	15.0	14.9	12.5	11.1	9.5	8.6	7.4				
		3.7~17.5 [85.0]	20	t	20.0	20.0	20.0	20.0	16.9	14.9	12.5	11.1	9.5	8.6	7.4				
30m		3.4~29.1 [85.0]	10	t	10.0	10.0	10.0	10.0	10.0	10.0	10.0	10.0	9.5						
		3.4~21.8 [85.0]	15	t	15.0	15.0	15.0	15.0	15.0	14.9	12.5	11.1	9.5						
		3.4~17.5 [85.0]	20	t	20.0	20.0	20.0	20.0	16.9	14.9	12.5	11.1	9.5						
25m		3.1~25.0 [85.0]	10	t	10.0	10.0	10.0	10.0	10.0	10.0	10.0								
		3.1~21.8 [85.0]	15	t	15.0	15.0	15.0	15.0	15.0	14.9	12.5								
		3.1~17.5 [85.0]	20	t	20.0	20.0	20.0	20.0	16.9	14.9	12.5								

Anchorages

An[m]	A1	A2	A3	A4	A5	A6	A7	A8	A9	A10
	41.8	68.1	94.3	120.6	146.8	173.1	199.3	225.6	251.8	278.1
H2 [m]	73.7	100.0	122.5	148.7	175.0	201.2	227.5	253.7	280.0	306.2 ※

※ Over this height please contact us

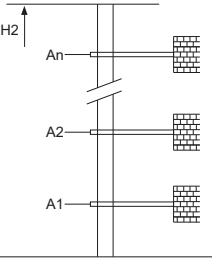

Mechanisms

	100LVF50KL		m/min	0~44	0~88	75kW
			t	10.0	5.0	
			m/min	0~29.3	0~58.6	
			t	15.0	7.5	
			m/min	0~22	0~44	800m
			t	20.0	10.0	>800m※
	120LVF50KL-Q		m/min	0~45	0~90	90kW
			t	10.0	5.0	
			m/min	0~30	0~60	
			t	15.0	7.5	
			m/min	0~22.5	0~45	1000m
			t	20.0	10.0	>1000m※
	75VVF40KL	15~80		1min40s		55kW
	RCV95	rpm		0~0.8		2x5.5kW
	380V 50Hz(±5%) 380V 60Hz(±5%) 440V 60Hz(±5%)			100LVF50KL 170kVA 120LVF50KL-P 185kVA		kVA

※ Please consult us △ Option

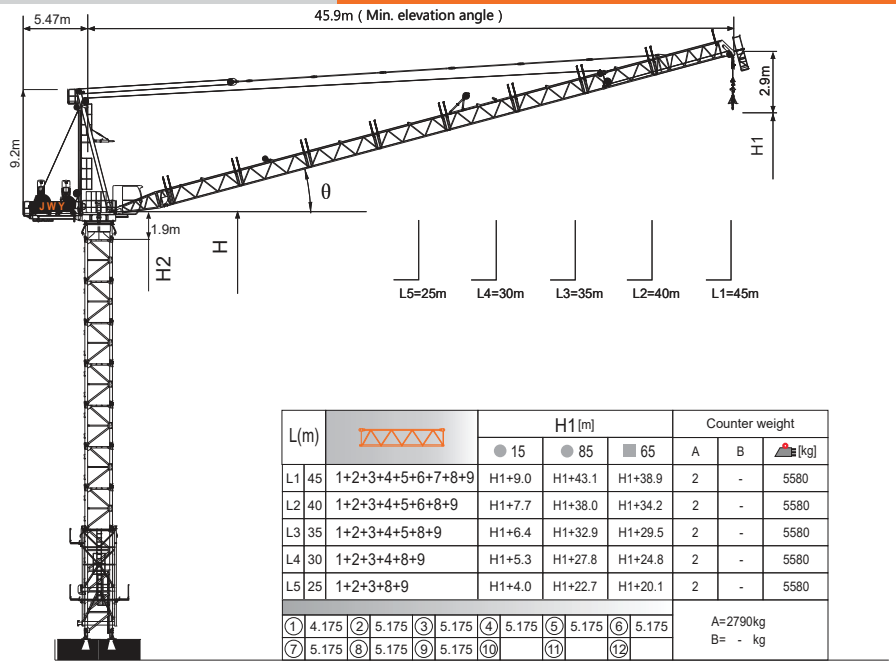

L(m)			H1 [m]			Counter weight		
			● 15	● 85	■ 65	A	B	[kg]
L1	45	1+2+3+4+5+6+7+8+9	H1+9.0	H1+43.1	H1+38.9	2	-	5580
L2	40	1+2+3+4+5+6+8+9	H1+7.7	H1+38.0	H1+34.2	2	-	5580
L3	35	1+2+3+4+5+8+9	H1+6.4	H1+32.9	H1+29.5	2	-	5580
L4	30	1+2+3+4+8+9	H1+5.3	H1+27.8	H1+24.8	2	-	5580
L5	25	1+2+3+8+9	H1+4.0	H1+22.7	H1+20.1	2	-	5580

①	4.175	②	5.175	③	5.175	④	5.175	⑤	5.175	⑥	5.175
⑦	5.175	⑧	5.175	⑨	5.175	⑩		⑪		⑫	

A=2790kg
B= - kg

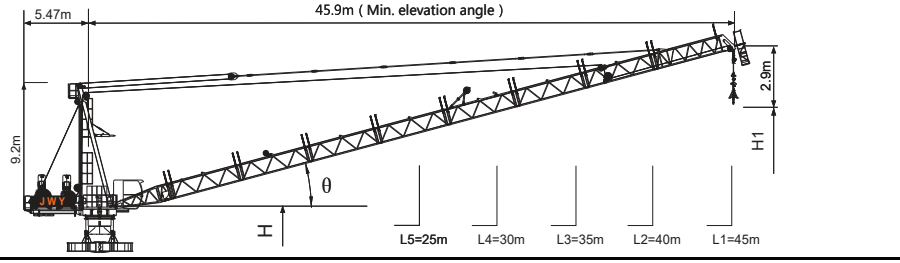

Jib root hinge height

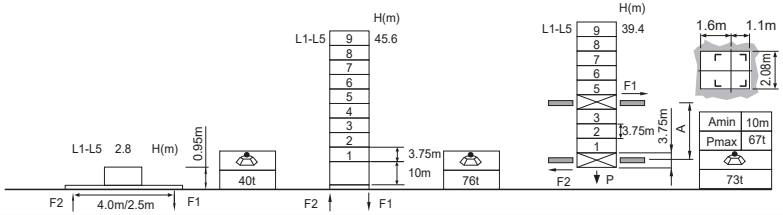

H20 ⍁1.95m		
	H	Jib root hinge height (not include the fixing angle)
	H1	Height under hook
	H2	Tower body height: H2 = [H - 1.9m]

Total weight of free standing height (excludes counter weight and ballast)
Total weight of counter weight
Please consult with us in case higher freestanding height needed.

● In service
■ Out of service
F Reactions
Please refer to the user manual for reaction force

Load diagrams

R	falls	R(C_MAX)	C_MAX	m	10	12	15	17	20	22	25	27	30	32	35	37	40	42	45
45m		4.2~26.1 [58.2]	11	t	11.0	11.0	11.0	11.0	11.0	11.0	11.0	10.3	8.7	7.8	6.6	5.9	5.1	4.5	3.7
		4.2~19.7 [67.2]	16.5	t	16.5	16.5	16.5	16.5	16.1	14.1	11.6	10.3	8.7	7.8	6.6	5.9	5.1	4.5	3.7
		4.2~15.8 [72.4]	22	t	22.0	22.0	22.0	19.9	16.1	14.1	11.6	10.3	8.7	7.8	6.6	5.9	5.1	4.5	3.7
40m		4.0~27.3 [51.4]	11	t	11.0	11.0	11.0	11.0	11.0	11.0	11.0	11.0	9.5	8.6	7.4	6.7	5.5		
		4.0~20.4 [63.0]	16.5	t	16.5	16.5	16.5	16.5	16.5	14.9	12.5	11.1	9.5	8.6	7.4	6.7	5.5		
		4.0~16.2 [69.4]	22	t	22.0	22.0	22.0	20.7	16.9	14.9	12.5	11.1	9.5	8.6	7.4	6.7	5.5		
35m		3.7~27.3 [44.2]	11	t	11.0	11.0	11.0	11.0	11.0	11.0	11.0	11.0	9.5	8.6	7.4				
		3.7~20.4 [58.5]	16.5	t	16.5	16.5	16.5	16.5	16.5	14.9	12.5	11.1	9.5	8.6	7.4				
		3.7~16.2 [66.2]	22	t	22.0	22.0	22.0	20.7	16.9	14.9	12.5	11.1	9.5	8.6	7.4				
30m		3.4~27.3 [32.6]	11	t	11.0	11.0	11.0	11.0	11.0	11.0	11.0	11.0	9.5						
		3.4~20.4 [52.3]	16.5	t	16.5	16.5	16.5	16.5	16.5	14.9	12.5	11.1	9.5						
		3.4~16.2 [61.8]	22	t	22.0	22.0	22.0	20.7	16.9	14.9	12.5	11.1	9.5						
25m		3.1~25.0 [21.6]	11	t	11.0	11.0	11.0	11.0	11.0	11.0	11.0								
		3.1~20.4 [42.5]	16.5	t	16.5	16.5	16.5	16.5	16.5	14.9	12.5								
		3.1~16.2 [55.2]	22	t	22.0	22.0	22.0	20.7	16.9	14.9	12.5								

Anchorages

An[m]	A1	A2	A3	A4	A5	A6	A7	A8	A9	A10
	41.8	68.1	94.3	120.6	146.8	173.1	199.3	225.6	251.8	278.1
H2 [m]	73.7	100.0	122.5	148.7	175.0	201.2	227.5	253.7	280.0	306.2 ※

※ Over this height please contact us

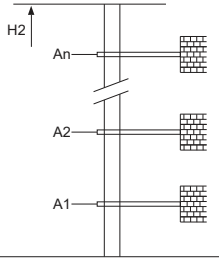

Mechanisms

	120LVF55KL		m/min	0~44	0~88	90kW
			t	11.0	5.5	
			m/min	0~29.3	0~58.6	
			t	16.5	8.25	
			m/min	0~22	0~44	
			t	22.0	11.0	
	75VVF40KL	15~80		1min40s		55kW
	RCV145	rpm		0~0.8		2x7.5kW
	380V 50Hz(±5%) 380V 60Hz(±5%) 440V 60Hz(±5%)			120LVF55KL 190kVA		kVA

1000m
>1000m※

※ Please consult us △ Option

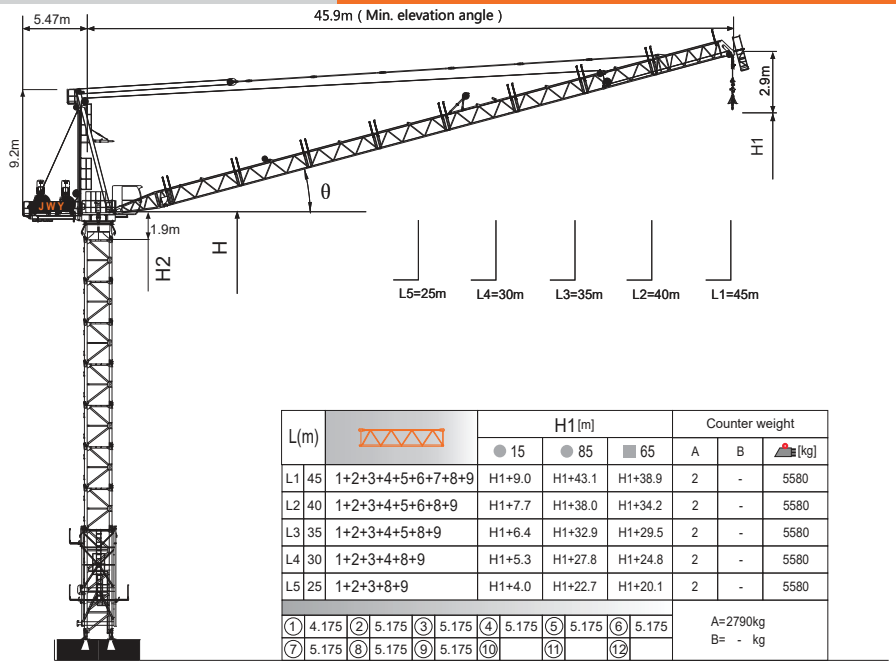

L(m)			H1 [m]			Counter weight		
			● 15	● 85	■ 65	A	B	[kg]
L1	45	1+2+3+4+5+6+7+8+9	H1+9.0	H1+43.1	H1+38.9	2	-	5580
L2	40	1+2+3+4+5+6+8+9	H1+7.7	H1+38.0	H1+34.2	2	-	5580
L3	35	1+2+3+4+5+8+9	H1+6.4	H1+32.9	H1+29.5	2	-	5580
L4	30	1+2+3+4+8+9	H1+5.3	H1+27.8	H1+24.8	2	-	5580
L5	25	1+2+3+8+9	H1+4.0	H1+22.7	H1+20.1	2	-	5580

① 4.175	② 5.175	③ 5.175	④ 5.175	⑤ 5.175	⑥ 5.175	A=2790kg
⑦ 5.175	⑧ 5.175	⑨ 5.175	⑩	⑪	⑫	B= - kg

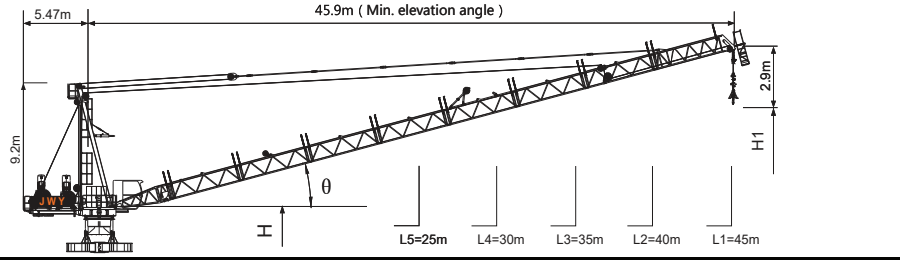

Jib root hinge height

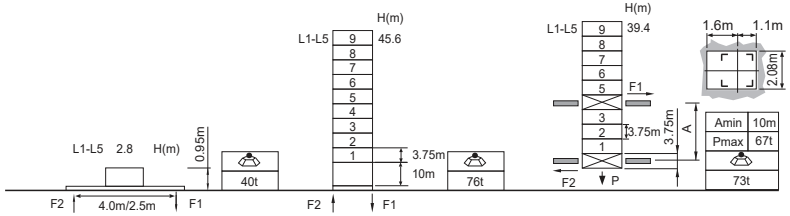

H20 ⍁1.95m		
	H	Jib root hinge height (not include the fixing angle)
	H1	Height under hook
	H2	Tower body height: H2 = [H - 1.9m]

Total weight of free standing height (excludes counter weight and ballast)
Total weight of counter weight
Please consult with us in case higher freestanding height needed.

● In service
■ Out of service
F Reactions
Please refer to the user manual for reaction force

Load diagrams

R	fall	R(C$_{MAX}$)	C$_{MAX}$	m	10	12	15	17	20	22	25	27	30	32	35	37	40	42	45
45m	2	4.2~24.6 [60.3]	12	t	12.0	12.0	12.0	12.0	12.0	12.0	11.6	10.3	8.7	7.8	6.6	5.9	5.1	4.5	3.7
	4	4.2~18.4 [68.9]	18	t	18.0	18.0	18.0	18.0	16.1	14.1	11.6	10.3	8.7	7.8	6.6	5.9	5.1	4.5	3.7
	8	4.2~14.7 [73.8]	24	t	24.0	24.0	23.3	19.9	16.1	14.1	11.6	10.3	8.7	7.8	6.6	5.9	5.1	4.5	3.7
40m	2	4.0~25.5 [54.5]	12	t	12.0	12.0	12.0	12.0	12.0	12.0	12.0	11.1	9.5	8.6	7.4	6.7	5.5		
	4	4.0~19.0 [65.0]	18	t	18.0	18.0	18.0	18.0	16.9	14.9	12.5	11.1	9.5	8.6	7.4	6.7	5.5		
	8	4.0~15.1 [71.0]	24	t	24.0	24.0	24.0	20.7	16.9	14.9	12.5	11.1	9.5	8.6	7.4	6.7	5.5		
35m	2	3.7~25.5 [48.3]	12	t	12.0	12.0	12.0	12.0	12.0	12.0	12.0	11.1	9.5	8.6	7.4				
	4	3.7~19.0 [61.2]	18	t	18.0	18.0	18.0	18.0	16.9	14.9	12.5	11.1	9.5	8.6	7.4				
	8	3.7~15.1 [68.1]	24	t	24.0	24.0	24.0	20.7	16.9	14.9	12.5	11.1	9.5	8.6	7.4				
30m	2	3.4~25.5 [38.7]	12	t	12.0	12.0	12.0	12.0	12.0	12.0	12.0	11.1	9.5						
	4	3.4~19.0 [55.7]	18	t	18.0	18.0	18.0	18.0	16.9	14.9	12.5	11.1	9.5						
	8	3.4~15.1 [64.1]	24	t	24.0	24.0	24.0	20.7	16.9	14.9	12.5	11.1	9.5						
25m	2	3.1~25.0 [21.6]	12	t	12.0	12.0	12.0	12.0	12.0	12.0	12.0								
	4	3.1~19.0 [47.0]	18	t	18.0	18.0	18.0	18.0	16.9	14.9	12.5								
	8	3.1~15.1 [58.4]	24	t	24.0	24.0	24.0	20.7	16.9	14.9	12.5								

Anchorages

An[m]	A1	A2	A3	A4	A5	A6	A7	A8	A9	A10
	41.8	68.1	94.3	120.6	146.8	173.1	199.3	225.6	251.8	278.1
H2 [m]	73.7	100.0	122.5	148.7	175.0	201.2	227.5	253.7	280.0	306.2 ※

※ Over this height please contact us

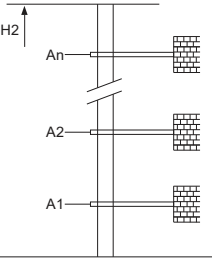

Mechanisms

	120LVF60KL		m/min	0~36	0~72	90kW
			t	12.0	6.0	
			m/min	0~24	0~48	
			t	18.0	9.0	
			m/min	0~18	0~36	
			t	24.0	12.0	
	75VVF40KL	15~80		1min40s		55kW
	RCV145	rpm		0~0.8		2x7.5kW
	380V 50Hz(±5%) 380V 60Hz(±5%) 440V 60Hz(±5%)			120LVF55KL 190kVA		kVA

1000m
>1000m※

※ Please consult us △ Option

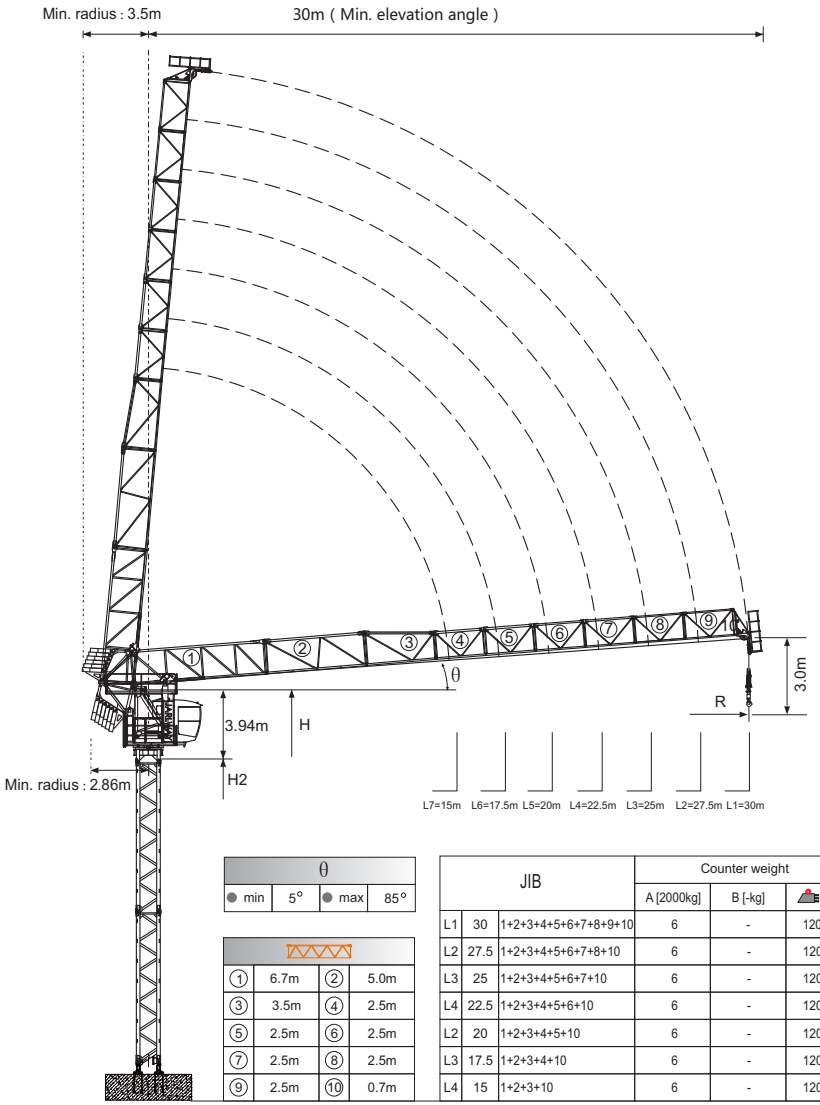

θ			
min	5°	max	85°

①	6.7m	②	5.0m
③	3.5m	④	2.5m
⑤	2.5m	⑥	2.5m
⑦	2.5m	⑧	2.5m
⑨	2.5m	⑩	0.7m

JIB			Counter weight		
			A [2000kg]	B [-kg]	[kg]
L1	30	1+2+3+4+5+6+7+8+9+10	6	-	12000
L2	27.5	1+2+3+4+5+6+7+8+10	6	-	12000
L3	25	1+2+3+4+5+6+7+10	6	-	12000
L4	22.5	1+2+3+4+5+6+10	6	-	12000
L2	20	1+2+3+4+5+10	6	-	12000
L3	17.5	1+2+3+4+10	6	-	12000
L4	15	1+2+3+10	6	-	12000

H	Jib root hinge height (not include the fixing angle)
H1	Height under hook
H2	Tower body height: H2 = [H - 3.94m]

Total weight of free standing height (excludes counter weight and ballast)
Total weight of counter weight
Please consult with us in case higher freestanding height needed.

● In service
■ Out of service
F Reactions
WS Wind Speed

Please refer to the user manual for reaction force

Load diagrams

L			Radius(max.load)	m	5	7.5	10	12.5	15	17.5	20	22.5	25	27.5	30
30m	2.5t		2.0-24.1 m	t	2.5								2.3	1.9	1.5
		5.0t	2.0-14.8 m	t	5.0				4.9	4.1	3.4	2.9	2.3	1.9	1.5
27.5m	2.5t		2.0-24.1 m	t	2.5								2.3	1.9	
		5.0t	2.0-14.8 m	t	5.0				4.9	4.1	3.4	2.9	2.3	1.9	
25m	2.5t		2.0-24.1 m	t	2.5								2.3		
		5.0t	2.0-14.8 m	t	5.0				4.9	4.1	3.4	2.9	2.3		
22.5m	2.5t		2.0-22.5 m	t	2.5										
		5.0t	2.0-14.8 m	t	5.0				4.9	4.1	3.4	2.9			
20m	2.5t		2.0-20.0 m	t	2.5										
		5.0t	2.0-14.8 m	t	5.0				4.9	4.1	3.4				
17.5m	2.5t		2.0-17.5 m	t	2.5										
		5.0t	2.0-14.8 m	t	5.0				4.9	4.1					
15m	2.5t		2.0-15.0 m	t	2.5										
		5.0t	2.0-14.8 m	t	5.0				4.9						

Jib root hinge height

☑ S24A1 1.2m
■ WS≤42m/s
■ θ ≤ 80°

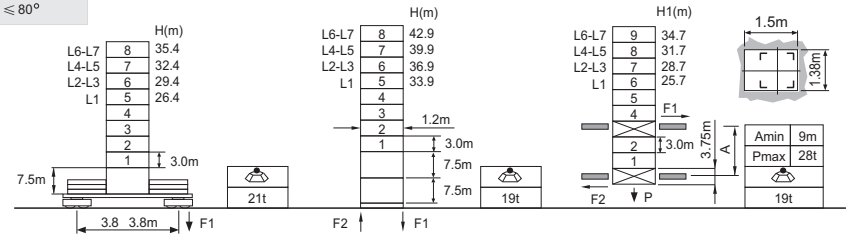

Mechanisms

	24IQ-LVF25		m/min	0 ~ 46	0 ~ 92	24kW
			t	2.5	1.25	
			m/min	0 ~ 23	0 ~ 46	
			t	5.0	2.5	
			m/min			
			t			

				255m >255m※
	ZB100	5~80	1min30s	22kW
	RVF	rpm	0 ~ 0.8	5.5kW
	380V 50Hz(±5%) 380V 60Hz(±5%) 440V 60Hz(±5%)		53kVA	kVA

※ Please consult us △ Option

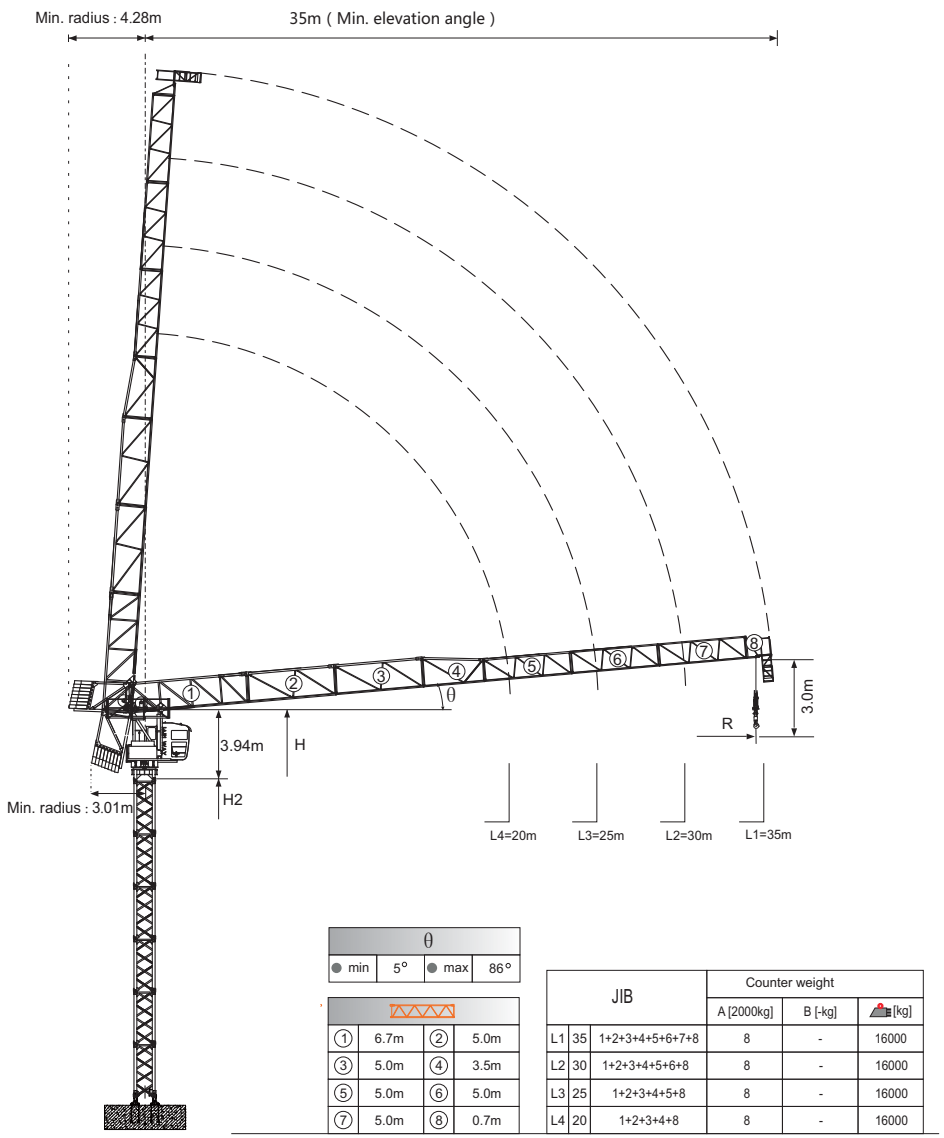

θ			
● min	5°	● max	86°

①	6.7m	②	5.0m
③	5.0m	④	3.5m
⑤	5.0m	⑥	5.0m
⑦	5.0m	⑧	0.7m

JIB			Counter weight		
			A [2000kg]	B [-kg]	[kg]
L1	35	1+2+3+4+5+6+7+8	8	-	16000
L2	30	1+2+3+4+5+6+8	8	-	16000
L3	25	1+2+3+4+5+8	8	-	16000
L4	20	1+2+3+4+8	8	-	16000

Load diagrams

L				Radius(max.load)	m	10	12	15	17	20	22	25	27	30	32	35
35m	2.0t			1.8-35.0 m	t						2.0					
		4.0t		1.8-22.2 m	t			4.0			3.8	3.4	2.8	2.5	2.2	2.0
			6.0t	1.8-16.3 m	t		6.0		5.2	4.6	3.8	3.4	2.8	2.5	2.2	2.0
30m	2.0t			1.5-30.0 m	t					2.0						
		4.0t		1.5-22.2 m	t			4.0			3.8	3.4	2.8	2.5		
			6.0t	1.5-16.3 m	t		6.0		5.2	4.6	3.8	3.4	2.8	2.5		
25m	2.0t			1.2-25.0 m	t				2.0							
		4.0t		1.2-22.2 m	t			4.0			3.8	3.4				
			6.0t	1.2-16.3 m	t		6.0		5.2	4.6	3.8	3.4				
20m	2.0t			0.9-20.0 m	t			2.0								
		4.0t		0.9-20.0 m	t			4.0								
			6.0t	0.9-16.3 m	t		6.0		5.2	4.6						

Jib root hinge height

S24A1 1.2m
WS≤42m/s
θ ≤ 80°

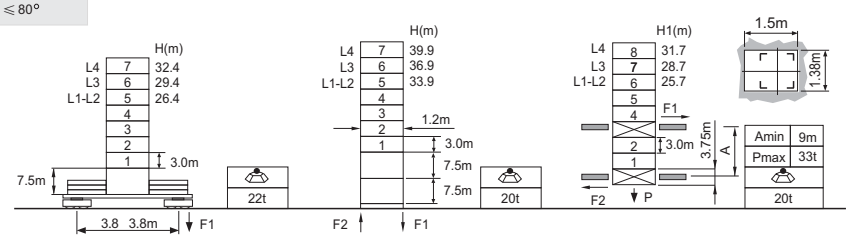

H	Jib root hinge height (not include the fixing angle)
H1	Height under hook
H2	Tower body height: H2 = [H - 3.94m]

Total weight of free standing height (excludes counter weight and ballast)
Total weight of counter weight
Please consult with us in case higher freestanding height needed.

● In service
■ Out of service
F Reactions
WS Wind Speed

Please refer to the user manual for reaction force

Mechanisms

	24IQ20		m/min	0 ~ 66	0 ~ 105	24kW
			t	2.0	1.0	
			m/min	0 ~ 33	0 ~ 52	
			t	4.0	2.0	
			m/min			300m
			t			>300m※
	ZB100	5~80		2.4min		15kW
	RVF	rpm		0 ~ 0.8		5.5kW
	380V 50Hz(±5%) 380V 60Hz(±5%) 440V 60Hz(±5%)			53kVA		kVA

※ Please consult us △ Option

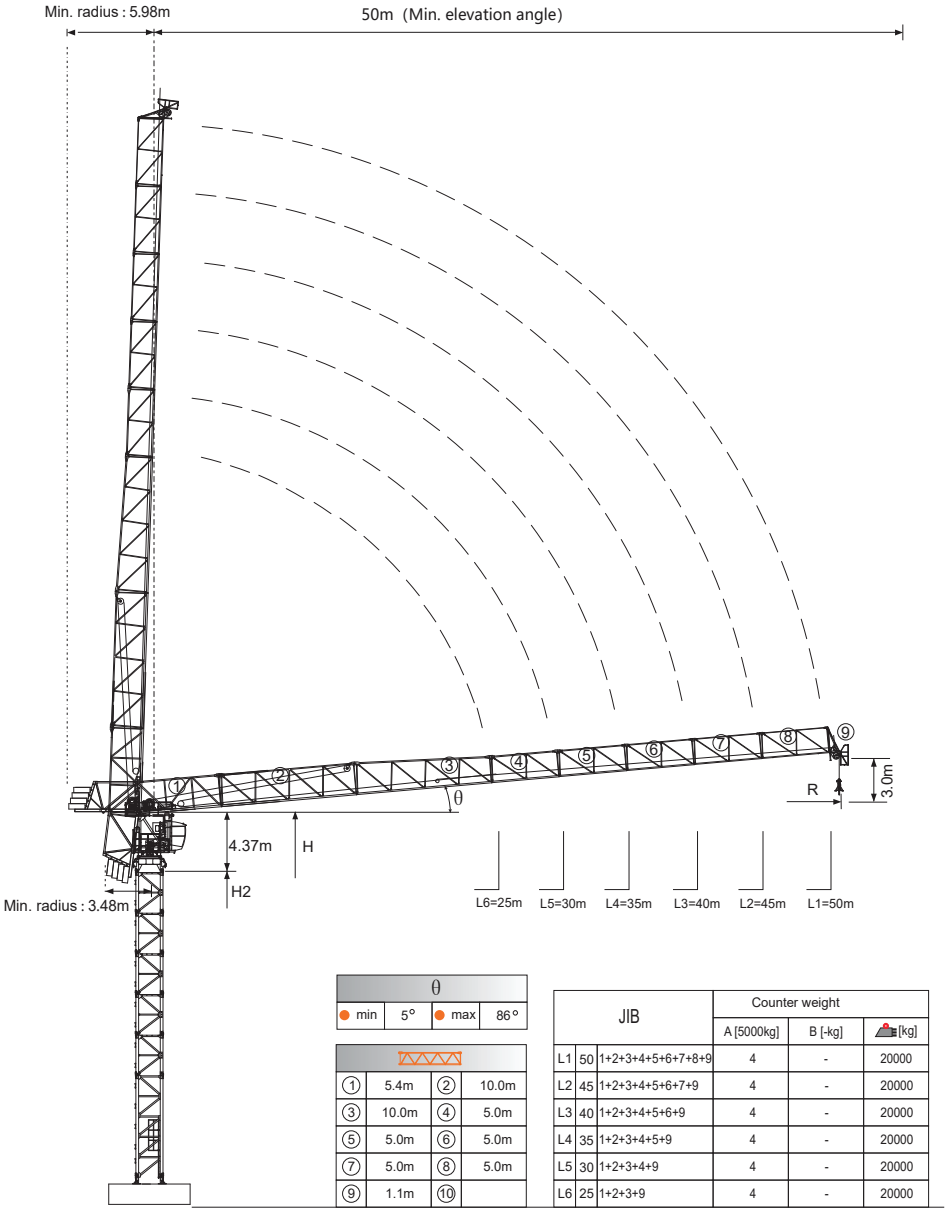

θ			
min	5°	max	86°

①	5.4m	②	10.0m
③	10.0m	④	5.0m
⑤	5.0m	⑥	5.0m
⑦	5.0m	⑧	5.0m
⑨	1.1m	⑩	

JIB			Counter weight		
			A [5000kg]	B [-kg]	[kg]
L1	50	1+2+3+4+5+6+7+8+9	4	-	20000
L2	45	1+2+3+4+5+6+7+9	4	-	20000
L3	40	1+2+3+4+5+6+9	4	-	20000
L4	35	1+2+3+4+5+9	4	-	20000
L5	30	1+2+3+4+9	4	-	20000
L6	25	1+2+3+9	4	-	20000

Load diagrams

L			Radius(max.load)	m	10	12	15	17	20	22	25	27	30	32	35	37	40	42	45	47	50
50m	4.0t		2.0-36.5 m	t	4.0											3.9	3.4	3.1	2.7	2.4	2.0
45m	4.0t		2.0-37.6 m	t	4.0												3.5	3.2	2.7		
		8.0t	2.0-22.9 m	t	8.0						7.1	6.5	5.6	5.1	4.4	4.1	3.5	3.2	2.7		
40m	4.0t		2.0-38.0 m	t	4.0												3.5				
		8.0t	2.0-23.5 m	t	8.0						7.2	6.7	5.7	5.3	4.5	4.2	3.5				
35m	4.0t		2.0-35.0 m	t	4.0																
		8.0t	2.0-24.0 m	t	8.0						7.5	6.9	5.8	5.4	4.5						
30m	4.0t		2.0-30.0 m	t	4.0																
		8.0t	2.0-24.5 m	t	8.0						7.6	7.0	5.8								
25m	4.0t		2.0-25.0 m	t	4.0																
		8.0t	2.0-24.6 m	t	8.0						7.6										

Jib root hinge height

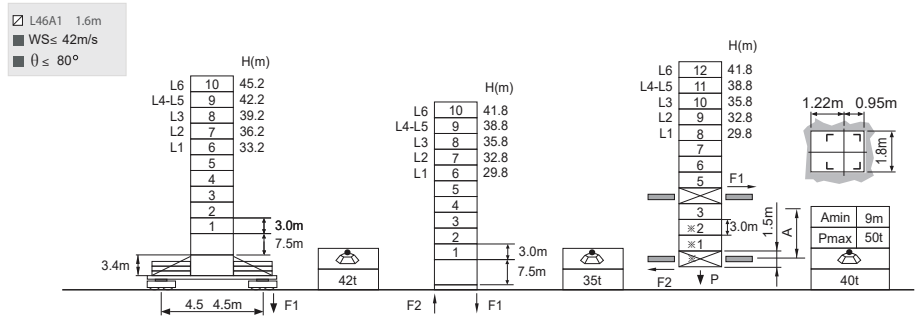

H	Jib root hinge height (not include the fixing angle)
H1	Height under hook
H2	Tower body height: H2 = [H - 1.83m]

Total weight of free standing height (excludes counter weight and ballast)
Total weight of counter weight
Please consult with us in case higher freestanding height needed.

In service
Out of service
F Reactions
WS Wind Speed

Please refer to the user manual for reaction force

Mechanisms

	37IQ40		m/min	0 ~ 45	0 ~ 90	37kW
			t	4.0	2.0	
			m/min	0 ~ 22.5	0 ~ 45	
			t	8.0	4.0	
			m/min			
			t			

300m
>300m※

	ZB150	5~80	2min	30kW
	RVF	rpm	0 ~ 0.8	2x5.5kW
	380V 50Hz(±5%) 380V 60Hz(±5%) 440V 60Hz(±5%)		80kVA	kVA

※ Please consult us △ Option

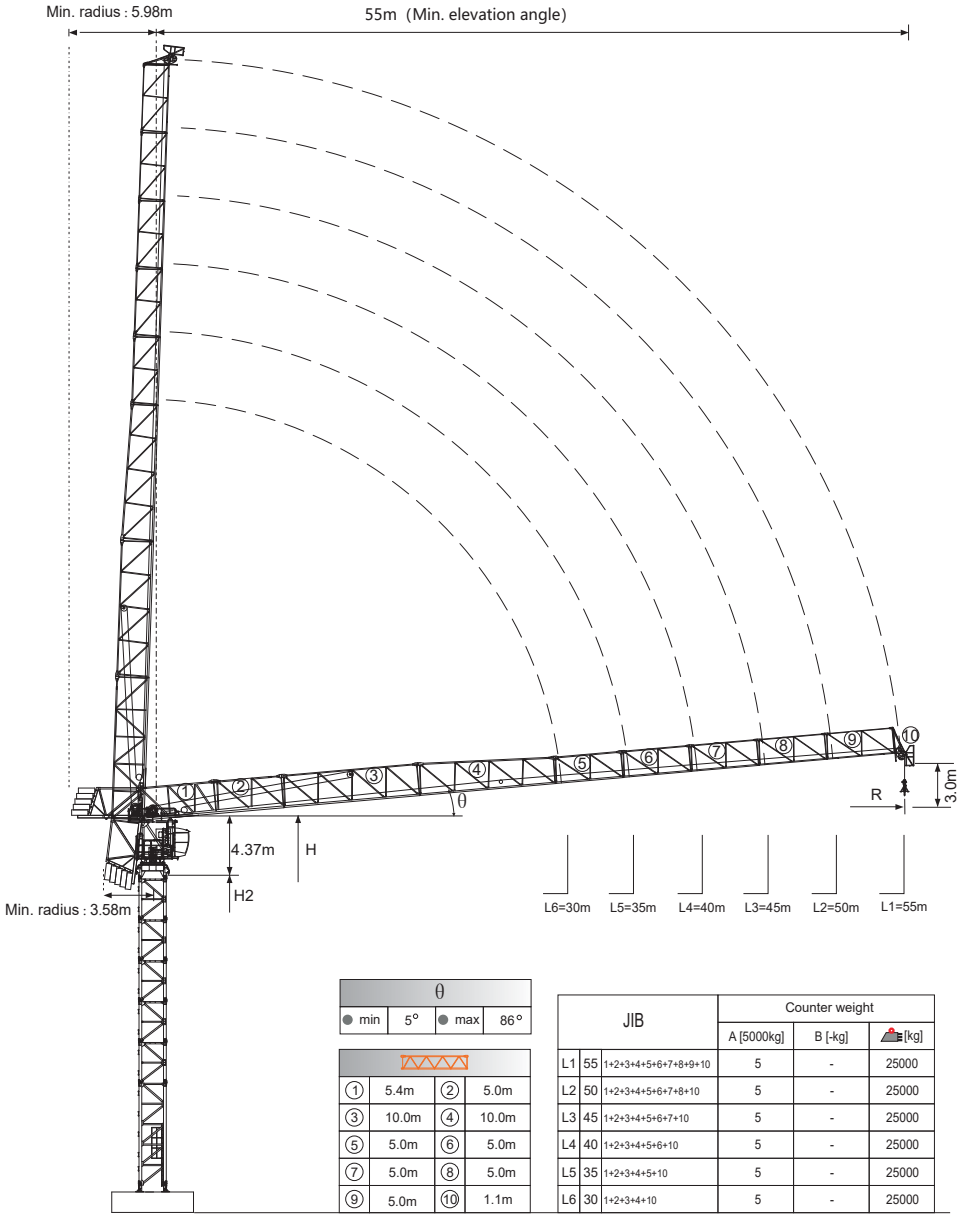

θ			
min	5°	max	86°

①	5.4m	②	5.0m
③	10.0m	④	10.0m
⑤	5.0m	⑥	5.0m
⑦	5.0m	⑧	5.0m
⑨	5.0m	⑩	1.1m

JIB			Counter weight		
			A [5000kg]	B [-kg]	[kg]
L1	55	1+2+3+4+5+6+7+8+9+10	5	-	25000
L2	50	1+2+3+4+5+6+7+8+10	5	-	25000
L3	45	1+2+3+4+5+6+7+10	5	-	25000
L4	40	1+2+3+4+5+6+10	5	-	25000
L5	35	1+2+3+4+5+10	5	-	25000
L6	30	1+2+3+4+10	5	-	25000

Load diagrams

L			Radius(max.load)	m	10	12	15	17	20	22	25	27	30	32	35	37	40	42	45	47	50	52	55
55m	5.0t		2.5-37.0 m	t	5.0												4.4	4.1	3.6	3.3	2.9	2.6	2.2
50m	5.0t		2.5-38.3 m	t	5.0												4.6	4.3	3.8	3.4	2.9		
		10.0t	2.5-22.7 m	t	10.0					8.9	8.0	7.0	6.4	5.7	5.2		4.6	4.3	3.8	3.4	2.9		
45m	5.0t		2.5-39.6 m	t	5.0												4.9	4.5	3.8				
		10.0t	2.5-23.7 m	t	10.0					9.3	8.5	7.4	6.8	6.0	5.5		4.9	4.5	3.8				
40m	5.0t		2.5-39.8 m	t	5.0												4.9						
		10.0t	2.5-24.6 m	t	10.0					9.8	8.9	7.8	7.2	6.3	5.8		4.9						
35m	5.0t		2.5-35.0 m	t	5.0																		
		10.0t	2.5-25.6 m	t	10.0						9.3	8.2	7.4	6.3									
30m	5.0t		2.5-30.0 m	t	5.0																		
		10.0t	2.5-26.6 m	t	10.0						9.8	8.2											

Jib root hinge height

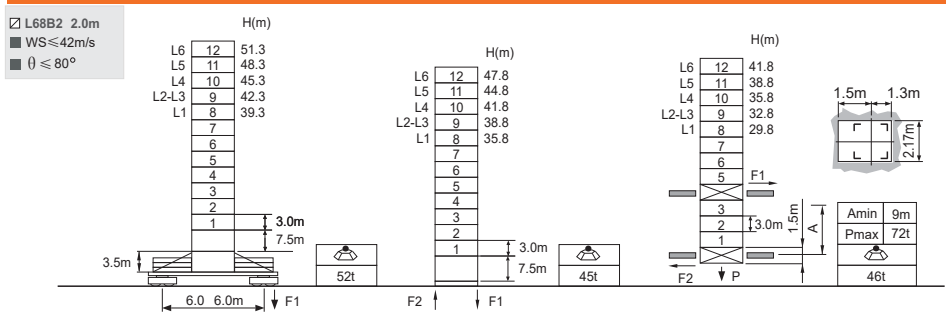

H	Jib root hinge height (not include the fixing angle)
H1	Height under hook
H2	Tower body height: H2 = [H - 4.37m]

Total weight of free standing height (excludes counter weight and ballast)
Total weight of counter weight
Please consult with us in case higher freestanding height needed.

In service
Out of service
F Reactions
WS Wind Speed

Please refer to the user manual for reaction force

Mechanisms

	45IQ50		m/min	0 ~ 45	0 ~ 90	45kW	300m >300m※
			t	5.0	2.5		
			m/min	0 ~ 22.5	0 ~ 45		
			t	10.0	5.0		
			m/min				
			t				
	ZB180	5~80		2min		37kW	
	RVF	rpm		0 ~ 0.8		2x5.5kW	
	380V 50Hz(±5%) 380V 60Hz(±5%) 440V 60Hz(±5%)			95kVA		kVA	

※ Please consult us △ Option

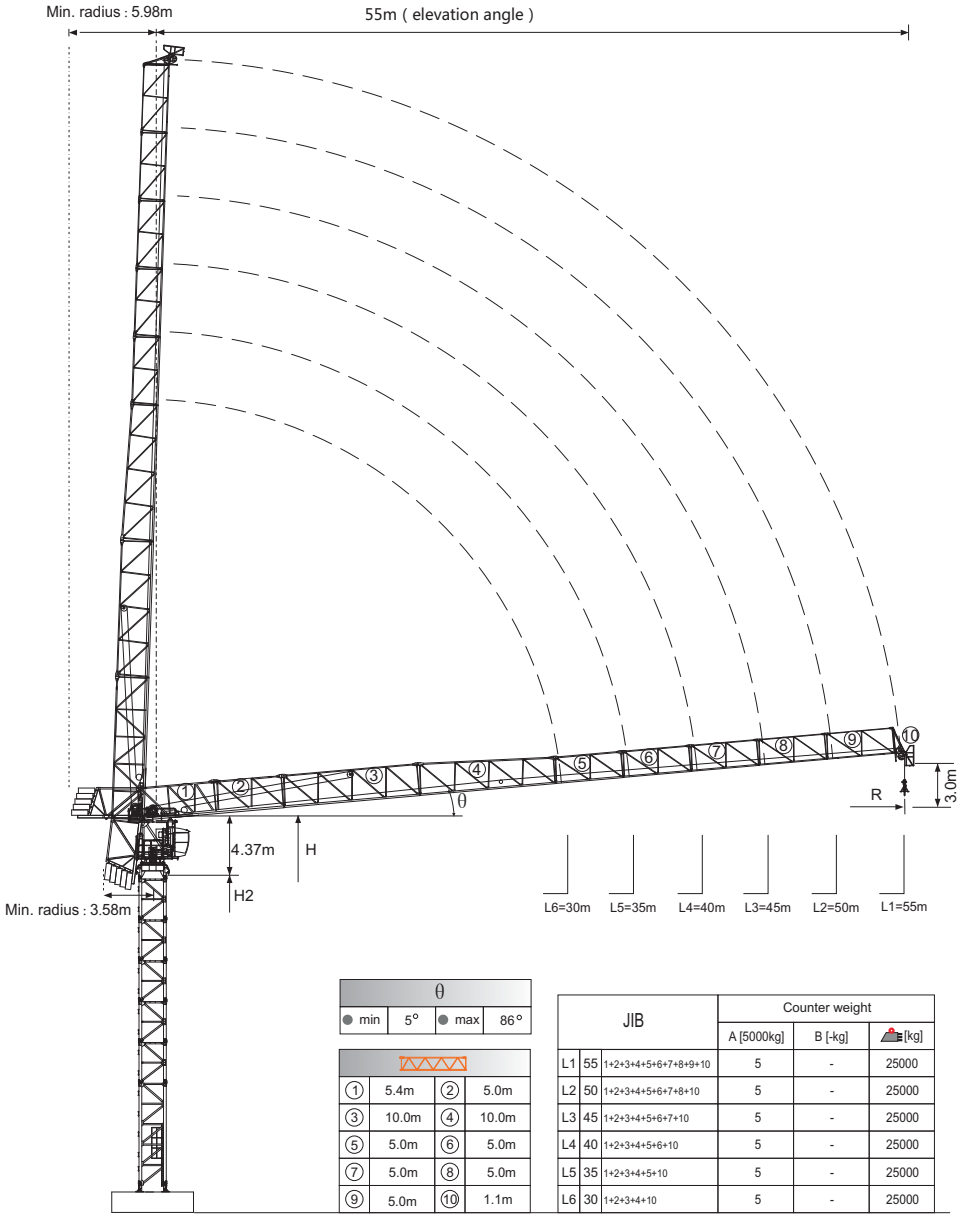

θ			
● min	5°	● max	86°

①	5.4m	②	5.0m
③	10.0m	④	10.0m
⑤	5.0m	⑥	5.0m
⑦	5.0m	⑧	5.0m
⑨	5.0m	⑩	1.1m

JIB			Counter weight		
			A [5000kg]	B [-kg]	[kg]
L1	55	1+2+3+4+5+6+7+8+9+10	5	-	25000
L2	50	1+2+3+4+5+6+7+8+10	5	-	25000
L3	45	1+2+3+4+5+6+7+10	5	-	25000
L4	40	1+2+3+4+5+6+10	5	-	25000
L5	35	1+2+3+4+5+10	5	-	25000
L6	30	1+2+3+4+10	5	-	25000

Load diagrams

L			Radius(max.load)	m	10	12	15	17	20	22	25	27	30	32	35	37	40	42	45	47	50	52	55
55m	6.0t		2.5-32.6 m	t	6.0										5.4	5.0	4.4	4.1	3.6	3.3	2.8	2.6	2.2
		8.0t	2.5-26.2 m	t	8.0							7.7	6.7	6.1	5.4	5.0	4.4	4.1	3.6	3.3	2.8	2.6	2.2
50m	6.0t		2.5-33.2 m	t	6.0										5.5	5.1	4.5	4.2	3.6	3.3	2.8		
		10.0t	2.5-22.2 m	t	10.0					8.6	7.9	6.8	6.3		5.5	5.1	4.5	4.2	3.6	3.3	2.8		
45m	6.0t		2.5-34.1 m	t	6.0										5.7	5.3	4.6	4.3	3.6				
		12.0t	2.5-19.5 m	t	12.0			11.6	10.4	9.0	8.1	7.1	6.5		5.7	5.3	4.6	4.3	3.6				
40m	6.0t		2.5-34.8 m	t	6.0										5.8	5.4	4.6						
		12.0t	2.5-20.1 m	t	12.0				10.8	9.3	8.4	7.3	6.8		5.8	5.4	4.6						
35m	6.0t		2.5-34.5 m	t	6.0										5.8								
		12.0t	2.5-20.5m	t	12.0				11.1	9.5	8.5	7.4	6.9		5.8								
30m	6.0t		2.5-30.0 m	t	6.0																		
		12.0t	2.5-21.0 m	t	12.0				11.4	9.8	8.9	7.4											

Jib root hinge height

☑ L68B2 2.0m
■ WS≤42m/s
■ θ ≤ 80°

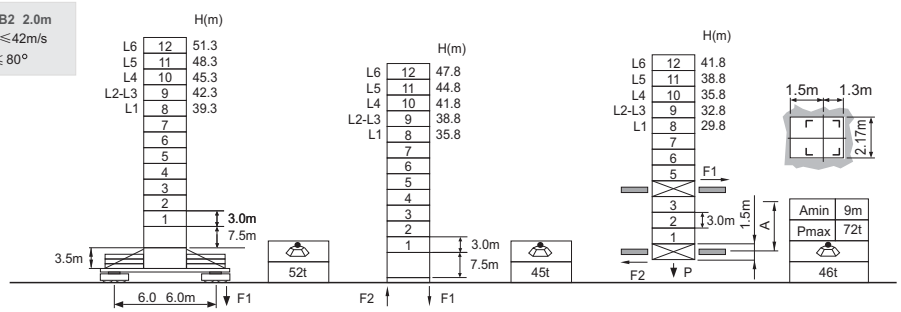

H	Jib root hinge height (not include the fixing angle)
H1	Height under hook
H2	Tower body height: H2 = [H - 4.37m]

Total weight of free standing height (excludes counter weight and ballast)
Total weight of counter weight
Please consult with us in case higher freestanding height needed.

● In service
■ Out of service
F Reactions
WS Wind Speed

Please refer to the user manual for reaction force

Mechanisms

	55IQ60		m/min	0 ~ 45	0 ~ 90	55kW
			t	6.0	3.0	
			m/min	0 ~ 22.5	0 ~ 45	
			t	12.0	6.0	
			m/min			
			t			

300m
>300m※

	ZB180	5~80	2min	37kW
	RVF	rpm	0 ~ 0.8	2x5.5kW
	380V 50Hz(±5%) 380V 60Hz(±5%) 440V 60Hz(±5%)		95kVA	kVA

※ Please consult us
△ Option

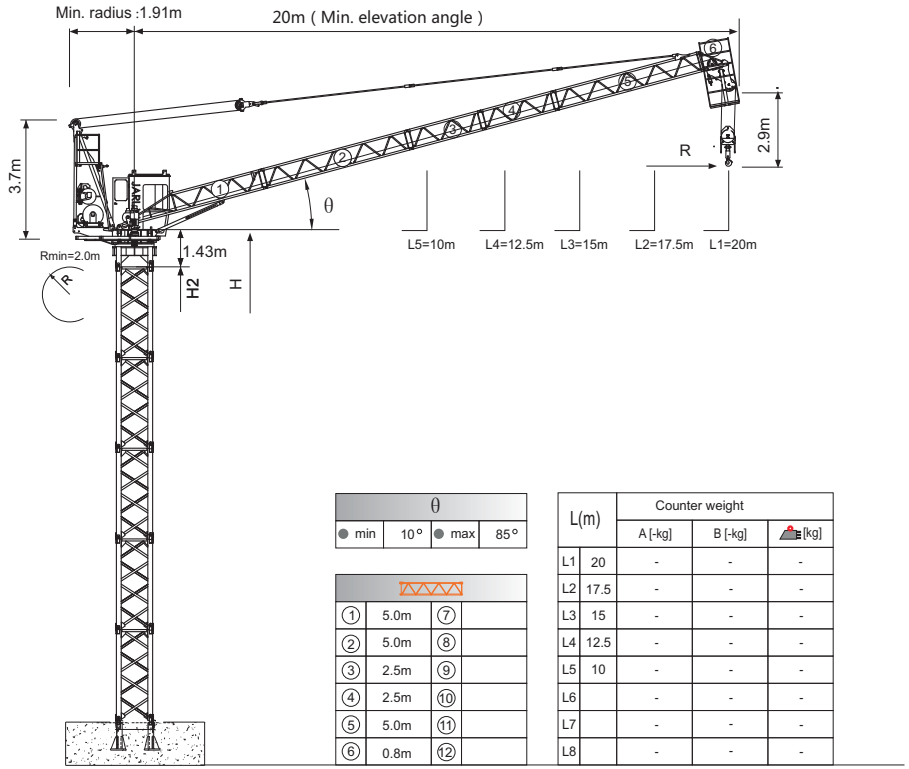

θ			
● min	10°	● max	85°

①	5.0m
②	5.0m
③	2.5m
④	2.5m
⑤	5.0m
⑥	0.8m
⑦	
⑧	
⑨	
⑩	
⑪	
⑫	

L(m)		Counter weight A [-kg]	B [-kg]	[kg]
L1	20	-	-	-
L2	17.5	-	-	-
L3	15	-	-	-
L4	12.5	-	-	-
L5	10	-	-	-
L6		-	-	-
L7		-	-	-
L8		-	-	-

Jib root hinge height

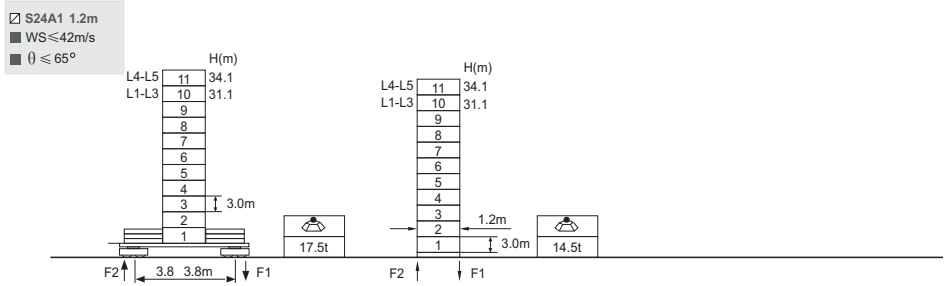

H	Jib root hinge height (not include the fixing angle)
H1	Height under hook
H2	Tower body height: H2 = [H - 1.15m]

Total weight of free standing height (excludes counter weight and ballast)
Total weight of counter weight
Please consult with us in case higher freestanding height needed.

● In service
■ Out of service
F Reactions
WS Wind Speed

Please refer to the user manual for reaction force

Load diagrams

L			Radius(max.load)	m	8	9	10	11	12	13	14	15	16	17	18	19	20
20.0m	1.5t		2.5-17.7 m	t					1.5						1.46	1.32	1.20
		3.0t	2.5-11.1 m	t			3.0			2.72	2.43	2.17	1.96	1.76	1.61	1.46	1.32	1.20

L			Radius(max.load)	m	8	9	10	11	12	13	14	15	16	17	17.5
17.5m	1.5t		2.2-17.5 m	t					1.5						1.57
		3.0t	2.2-11.2 m	t			3.0			2.76	2.47	2.22	2.00	1.82	1.65	1.57

L			Radius(max.load)	m	8	9	10	11	12	13	14	15
15.0m	1.5t		2.0-15.0 m	t					1.5			
		3.0t	2.0-11.3 m	t			3.0			2.80	2.51	2.26	2.05

L			Radius(max.load)	m	8	9	10	11	12	12.5
12.5m	1.5t		1.8-12.5 m	t				1.5		
		3.0t	1.8-11.5 m	t			3.0		2.85	2.70

L			Radius(max.load)	m	8	9	10
10.0m	1.5t		1.3-10.0 m	t		1.5	
		3.0t	1.3-10.0 m	t		3.0	

Anchorages

An[m]	A1	A2	A3	A4	A5	A6	A7	A8	A9	A10
	-	-	-	-	-	-	-	-	-	-
H2 [m]	-	-	-	-	-	-	-	-	-	- ※

※ Over this height please contact us

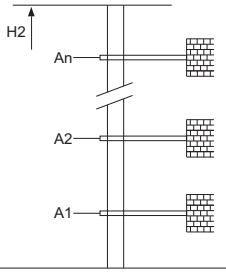

Mechanisms

	18IQ15-B		m/min	66	44	18KW
			t	0.75	1.5	
			m/min	33	22	280m
			t	1.5	3	>280m※
	11IQ15LB-B	15~80		2min		11kW
	RVF	rpm		0 ~ 0.8		5.5kW
	380V 50Hz(±5%) 380V 60Hz(±5%) 440V 60Hz(±5%)			40kVA		kVA

※ Please consult us △ Option

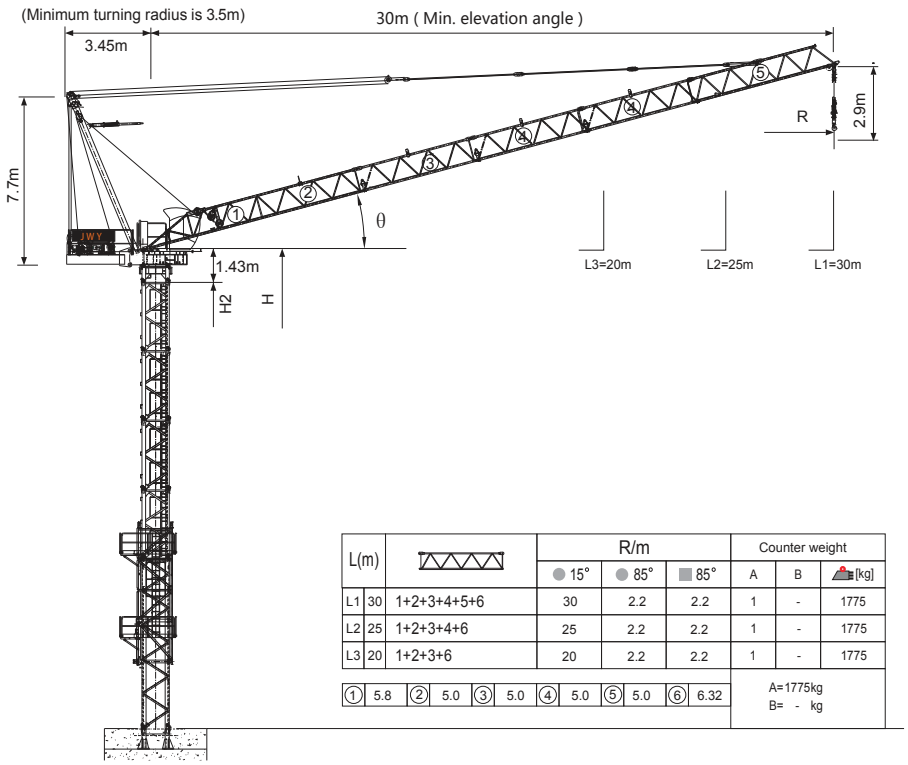

L(m)			R/m			Counter weight		
			● 15°	● 85°	■ 85°	A	B	[kg]
L1	30	1+2+3+4+5+6	30	2.2	2.2	1	-	1775
L2	25	1+2+3+4+6	25	2.2	2.2	1	-	1775
L3	20	1+2+3+6	20	2.2	2.2	1	-	1775

①	②	③	④	⑤	⑥	
5.8	5.0	5.0	5.0	5.0	6.32	A=1775kg B= - kg

Jib root hinge height

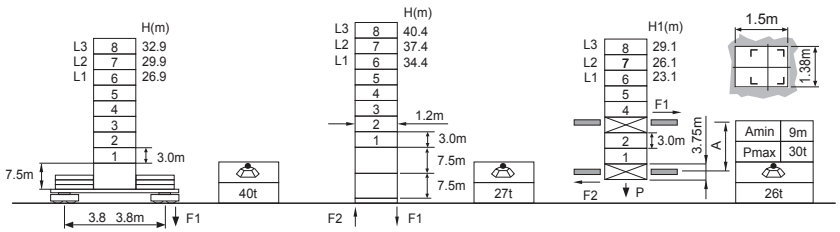

S24A1 ⊠1.2m		
	H	Jib root hinge height (not including the fixing angle)
	H1	Height under hook
	H2	Tower body height: H2 = [H - 1.43m]

Total weight of free standing height (excludes counter weight and ballast)
Total weight of counter weight
Please consult with us in case higher freestanding height needed.

● In service
■ Out of service
F Reactions

Please refer to the user manual for reaction force

Load diagrams

R	falls	R(C$_{MAX}$)	C$_{MAX}$	m	10	12	15	17	20	22	25	27	30
30m		2.2~21.1 [47.0]	3.0	t	3.0	3.0	3.0	3.0	3.0	2.7	2.2	1.9	1.5
		2.2~15.8 [59.0]	4.5	t	4.5	4.5	4.5	4.0	3.1	2.7	2.2	1.9	1.5
		2.2~12.7 [65.3]	6.0	t	6.0	6.0	4.7	4.0	3.1	2.7	2.2	1.9	1.5
25m		1.7~21.1 [35.5]	3.0	t	3.0	3.0	3.0	3.0	3.0	2.7	2.2		
		1.7~15.8 [52.0]	4.5	t	4.5	4.5	4.5	4.0	3.1	2.7	2.2		
		1.7~12.7 [60.1]	6.0	t	6.0	6.0	4.7	4.0	3.1	2.7	2.2		
20m		1.3~20.0 [15.0]	3.0	t	3.0	3.0	3.0	3.0	3.0				
		1.3~15.8 [40.5]	4.5	t	4.5	4.5	4.5	4.0	3.1				
		1.3~12.7 [51.8]	6.0	t	6.0	6.0	4.7	4.0	3.1				

Anchorages

An[m]	A1	A2	A3	A4	A5	A6	A7	A8	A9	A10
	31.5	46.5	61.5	76.5	91.5	-	-	-	-	-
H2 [m]	48.0	63.0	78.0	93.0	108.0 ※	-	-	-	-	-

※ Over this height please contact us

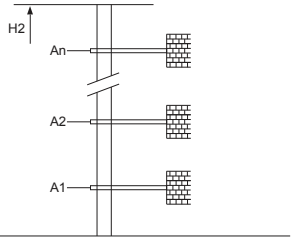

Mechanisms

	22IQ15		m/min	0~25	0~70	22kW; 350m >350m※
			t	3.0	1.5	
			m/min	0~23	0~46	
			t	4.5	2.25	
			m/min	0~17.5	0~35	
			t	6.0	3.0	
	22IQ20	15~80		2min		22kW
	RCV95	rpm		0~0.8		5.5kW
	380V 50Hz(±5%) 380V 60Hz(±5%) 440V 60Hz(±5%)			60kVA		kVA

※ Please consult us △ Option

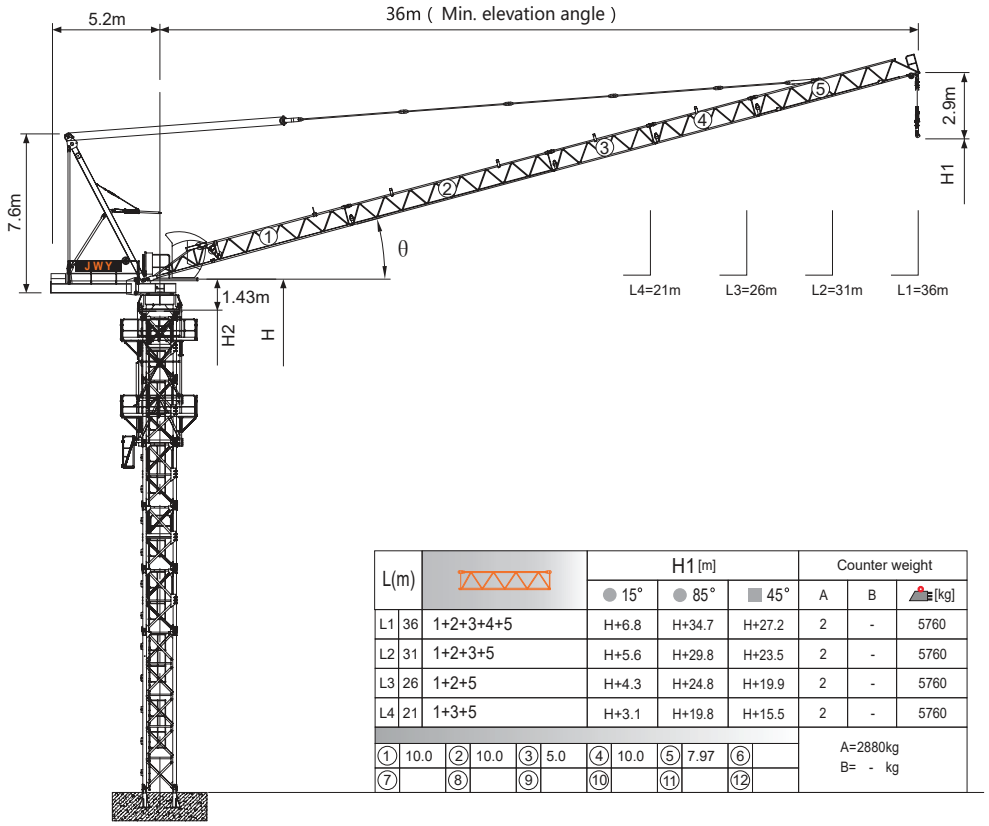

L(m)			H1 [m] 15°	85°	45°	Counter weight A	B	[kg]
L1	36	1+2+3+4+5	H+6.8	H+34.7	H+27.2	2	-	5760
L2	31	1+2+3+5	H+5.6	H+29.8	H+23.5	2	-	5760
L3	26	1+2+5	H+4.3	H+24.8	H+19.9	2	-	5760
L4	21	1+3+5	H+3.1	H+19.8	H+15.5	2	-	5760

①	②	③	④	⑤	⑥
10.0	10.0	5.0	10.0	7.97	
⑦	⑧	⑨	⑩	⑪	⑫

A=2880kg
B= - kg

Jib root hinge height

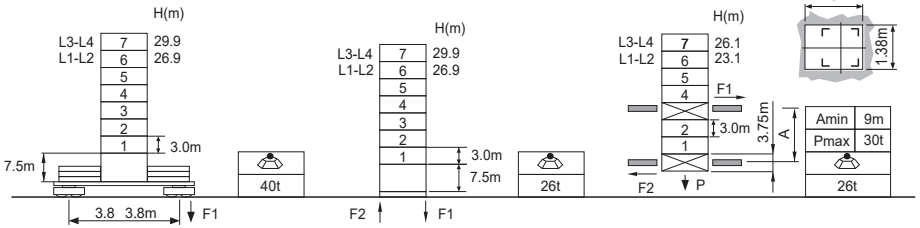

S24A1 ⍁1.2m		
	H	Jib root hinge height (not include the fixing angle)
	H1	Height under hook
	H2	Tower body height: H2 = [H - 1.43m]

Total weight of free standing height (excludes counter weight and ballast)
Total weight of counter weight
Please consult with us in case higher freestanding height needed.

● In service
■ Out of service
F Reactions
Please refer to the user manual for reaction force

Load diagrams

R	falls	R(C$_{MAX}$)	C$_{MAX}$	m	17	18	20	22	24	26	28	30	32	34	36
36m		2.7~28.0 [41.0]	2.5	t	2.5	2.5	2.5	2.5	2.5	2.5	2.5	2.2	1.9	1.7	1.5
		2.7~18.0 [60.5]	5.0	t	5.0	5.0	4.1	3.5	3.1	2.7	2.3	2.1	1.8	1.6	1.4

R	falls	R(C$_{MAX}$)	C$_{MAX}$	m	17	18	20	22	24	26	28	30	31
31m		2.3~28.2 [28.8]	2.5	t	2.5	2.5	2.5	2.5	2.5	2.5	2.5	2.3	2.2
		2.3~18.5 [54.5]	5.0	t	5.0	5.0	4.1	3.5	3.1	2.7	2.4	2.2	2.0

R	falls	R(C$_{MAX}$)	C$_{MAX}$	m	17	18	20	22	24	26
26m		1.9~26.0 [16.8]	2.5	t	2.5	2.5	2.5	2.5	2.5	2.5
		1.9~18.5 [46.7]	5.0	t	5.0	5.0	4.1	3.5	3.1	2.7

R	falls	R(C$_{MAX}$)	C$_{MAX}$	m	17	18	20	21
21m		1.5~21.0 [19.0]	2.5	t	2.5	2.5	2.5	2.5
		1.5~18.5 [46.8]	5.0	t	5.0	5.0	4.1	3.5

Anchorages

An[m]	A1	A2	A3	A4	A5	A6	A7	A8	A9	A10
	24.0	39.0	54.0	69.0	84.0	99.0	-	-	-	-
H2 [m]	43.5	58.5	73.5	88.5	100.5	115.5 ※	-	-	-	-

※ Over this height please contact us

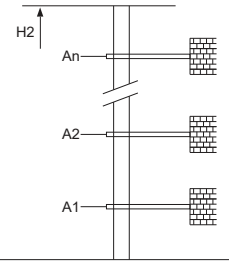

Mechanisms

	30LVF15KL		m/min	0~35	0~70	22kW
			t	2.5	1.25	
			m/min	0~23	0~46	
			t	3.75	1.875	
			m/min	0~17.5	0~35	
			t	5.0	2.5	

	30VVF20KW	15~80	2min	22kW
	RCV95	rpm	0~0.8	5.5kW
	380V 50Hz(±5%) 380V 60Hz(±5%) 440V 60Hz(±5%)		60kVA	kVA

※ Please consult us △ Option

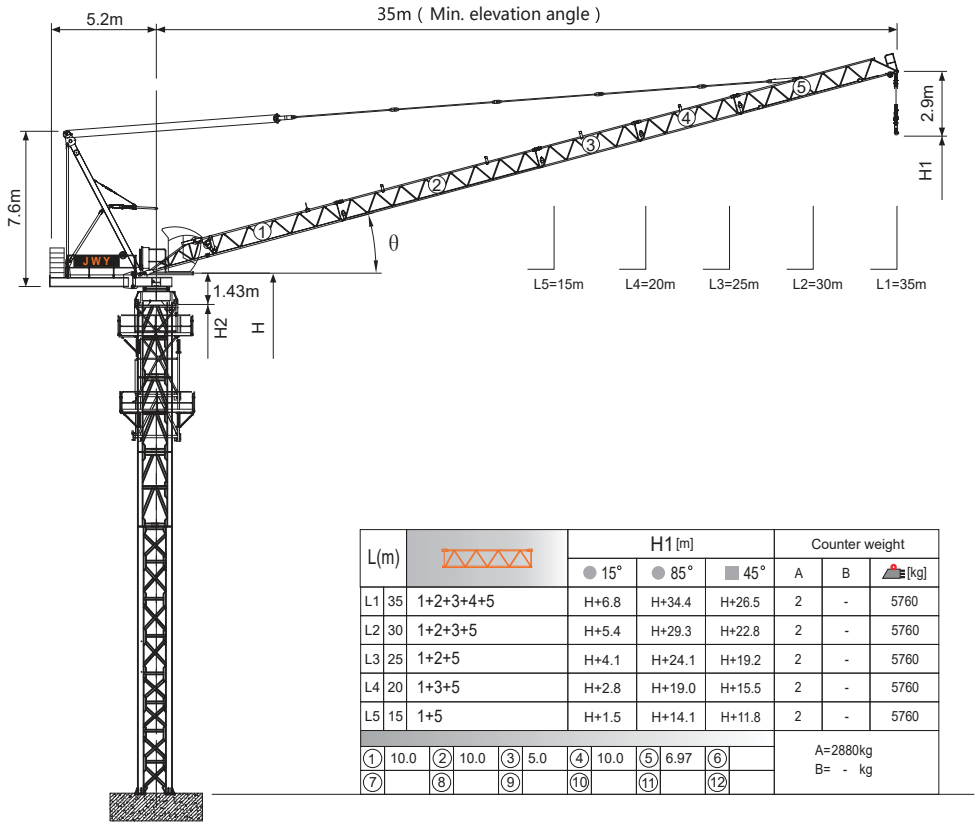

L(m)			H1 [m]			Counter weight		
			● 15°	● 85°	■ 45°	A	B	[kg]
L1	35	1+2+3+4+5	H+6.8	H+34.4	H+26.5	2	-	5760
L2	30	1+2+3+5	H+5.4	H+29.3	H+22.8	2	-	5760
L3	25	1+2+5	H+4.1	H+24.1	H+19.2	2	-	5760
L4	20	1+3+5	H+2.8	H+19.0	H+15.5	2	-	5760
L5	15	1+5	H+1.5	H+14.1	H+11.8	2	-	5760

①	10.0	②	10.0	③	5.0	④	10.0	⑤	6.97	⑥	
⑦		⑧		⑨		⑩		⑪		⑫	

A=2880kg
B= - kg

Jib root hinge height

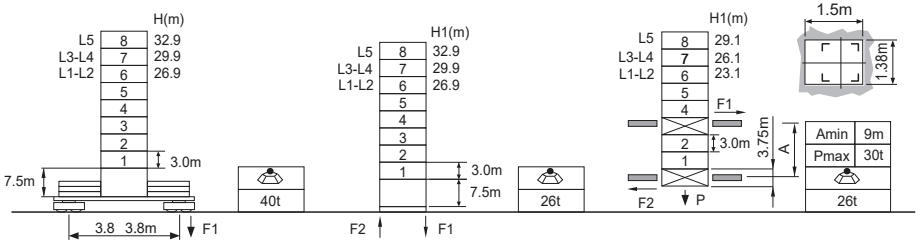

S24A1 ⍁1.2m		
	H	Jib root hinge height (not include the fixing angle)
	H1	Height under hook
	H2	Tower body height: H2 = [H - 1.43m]

Total weight of free standing height (excludes counter weight and ballast)
Total weight of counter weight
Please consult with us in case higher freestanding height needed.

● In service
■ Out of service
F Reactions
Please refer to the user manual for reaction force

Load diagrams

R	falls	R(C$_{MAX}$)	C$_{MAX}$	m	10	12	15	17	20	22	25	27	30	32	35
35m		2.6~28.1 [38.9]	3.0	t	3.0	3.0	3.0	3.0	3.0	3.0	3.0	3.0	2.6	2.3	2.0
		2.6~21.6 [53.0]	4.5	t	4.5	4.5	4.5	4.5	4.5	4.4	3.6	3.2	2.6	2.3	2.0
		2.6~17.6 [60.5]	6.0	t	6.0	6.0	6.0	6.0	5.0	4.4	3.6	3.2	2.6	2.3	2.0
30m		2.2~28.1 [25.0]	3.0	t	3.0	3.0	3.0	3.0	3.0	3.0	3.0	3.0	2.6		
		2.2~21.6 [45.5]	4.5	t	4.5	4.5	4.5	4.5	4.5	4.4	3.6	3.2	2.6		
		2.2~17.6 [55.0]	6.0	t	6.0	6.0	6.0	6.0	5.0	4.4	3.6	3.2	2.6		
25m		1.7~25.0 [15.0]	3.0	t	3.0	3.0	3.0	3.0	3.0	3.0	3.0				
		1.7~21.6 [33.3]	4.5	t	4.5	4.5	4.5	4.5	4.5	4.4	3.6				
		1.7~17.6 [46.6]	6.0	t	6.0	6.0	6.0	6.0	5.0	4.4	3.6				
20m		1.3~20.0 [15.0]	3.0	t	3.0	3.0	3.0	3.0	3.0						
		1.3~20.0 [15.0]	4.5	t	4.5	4.5	4.5	4.5	4.5						
		1.3~17.6 [32.0]	6.0	t	6.0	6.0	6.0	6.0	5.0						
15m		1.0~15.0 [15.0]	3.0	t	3.0	3.0	3.0								
		1.0~15.0 [15.0]	4.5	t	4.5	4.5	4.5								
		1.0~15.0 [15.0]	6.0	t	6.0	6.0	6.0								

Anchorages

An[m]	A1	A2	A3	A4	A5	A6	A7	A8	A9	A10
	24.0	39.0	54.0	69.0	84.0	99.0	-	-	-	-
H2 [m]	43.5	58.5	73.5	88.5	100.5	115.5 ※	-	-	-	-

※ Over this height please contact us

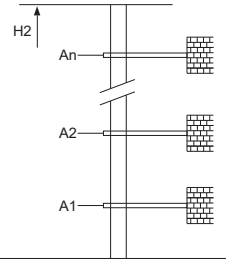

Mechanisms

	30LVF15KL		m/min	0~35	0~70	22kW
			t	3.0	1.5	
			m/min	0~23	0~46	
			t	4.5	2.25	
			m/min	0~17.5	0~35	
			t	6.0	3.0	
						350m >350m※
	30VVF20KW	15~80		2min		22kW
	RCV95	rpm		0~0.8		5.5kW
	380V 50Hz(±5%) 380V 60Hz(±5%) 440V 60Hz(±5%)			60kVA		kVA

※ Please consult us △ Option

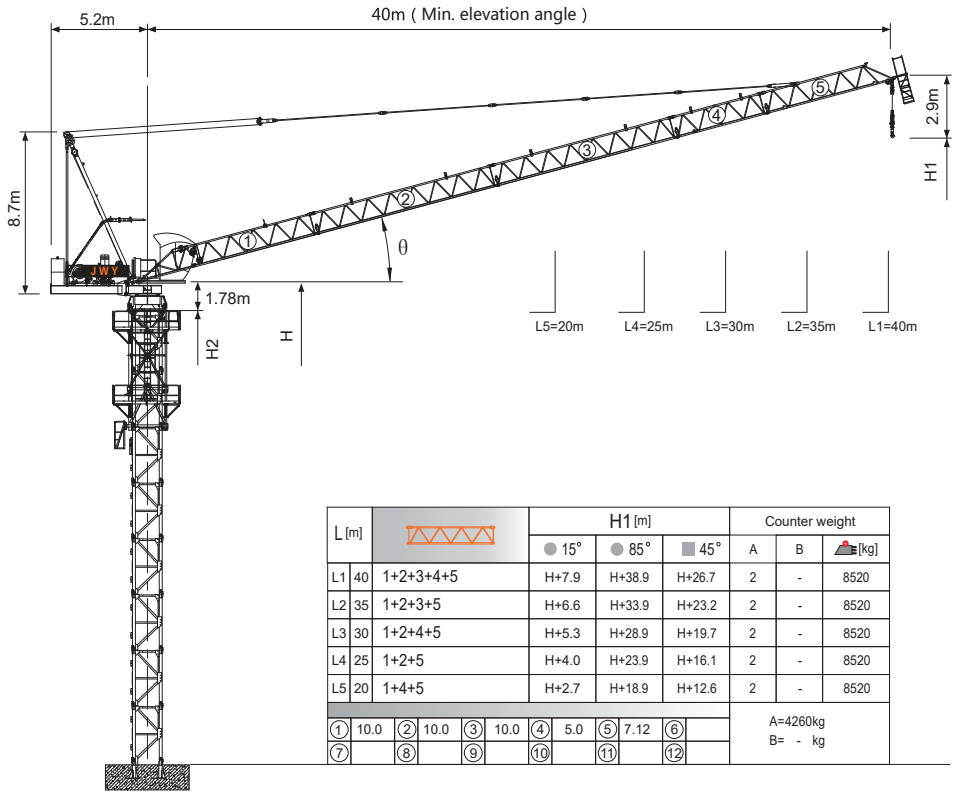

L [m]			H1 [m]			Counter weight		
			● 15°	● 85°	■ 45°	A	B	[kg]
L1	40	1+2+3+4+5	H+7.9	H+38.9	H+26.7	2	-	8520
L2	35	1+2+3+5	H+6.6	H+33.9	H+23.2	2	-	8520
L3	30	1+2+4+5	H+5.3	H+28.9	H+19.7	2	-	8520
L4	25	1+2+5	H+4.0	H+23.9	H+16.1	2	-	8520
L5	20	1+4+5	H+2.7	H+18.9	H+12.6	2	-	8520

①	②	③	④	⑤	⑥
10.0	10.0	10.0	5.0	7.12	
⑦	⑧	⑨	⑩	⑪	⑫

A=4260kg
B= - kg

Jib root hinge height

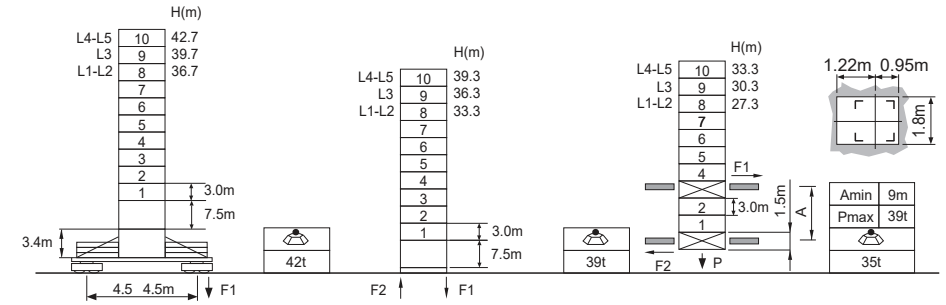

L46A1 ⍁1.6m		
	H	Jib root hinge height (not include the fixing angle)
	H1	Height under hook
	H2	Tower body height: H2 = [H - 1.78m]

⍁ Total weight of free standing height (excludes counter weight and ballast)
Total weight of counter weight
Please consult with us in case higher freestanding height needed.

● In service
■ Out of service
F Reactions
Please refer to the user manual for reaction force

Load diagrams

R	falls	R(C$_{MAX}$)	C$_{MAX}$	m	10	12	15	17	20	22	25	27	30	32	35	37	40
40m		3.1~28.9 [45.4]	3.0	t	3.0	3.0	3.0	3.0	3.0	3.0	3.0	2.8	2.4	2.0	1.8	1.5	
		3.1~22.6 [56.5]	4.5	t	4.5	4.5	4.5	4.5	4.5	4.5	3.8	3.3	2.8	2.4	2.0	1.8	1.5
		3.1~18.5 [63.0]	6.0	t	6.0	6.0	6.0	6.0	5.3	4.6	3.8	3.3	2.8	2.4	2.0	1.8	1.5
35m		2.7~30.0 [35.0]	3.0	t	3.0	3.0	3.0	3.0	3.0	3.0	3.0	3.0	3.0	2.6	2.2		
		2.7~23.1 [50.2]	4.5	t	4.5	4.5	4.5	4.5	4.5	4.5	3.9	3.4	3.0	2.6	2.2		
		2.7~18.8 [58.4]	6.0	t	6.0	6.0	6.0	6.0	5.5	4.6	3.9	3.4	3.0	2.6	2.2		
30m		2.2~30.0 [15.0]	3.0	t	3.0	3.0	3.0	3.0	3.0	3.0	3.0	3.0	3.0				
		2.2~23.6 [41.0]	4.5	t	4.5	4.5	4.5	4.5	4.5	4.5	3.9	3.4	3.0				
		2.2~19.2 [51.8]	6.0	t	6.0	6.0	6.0	6.0	5.5	4.6	3.9	3.4	3.0				
25m		1.8~25.0 [18.0]	3.0	t	3.0	3.0	3.0	3.0	3.0	3.0	3.0						
		1.8~23.6 [26.5]	4.5	t	4.5	4.5	4.5	4.5	4.5	4.5	3.9						
		1.8~19.2 [43.0]	6.0	t	6.0	6.0	6.0	6.0	5.5	4.6	3.9						
20m		1.4~20.0 [20.0]	3.0	t	3.0	3.0	3.0	3.0	3.0								
		1.4~20.0 [20.0]	4.5	t	4.5	4.5	4.5	4.5	4.5								
		1.4~19.2 [26.0]	6.0	t	6.0	6.0	6.0	6.0	5.5								

Anchorages

An[m]	A1	A2	A3	A4	A5	A6	A7	A8	A9	A10
	30.1	51.1	72.1	93.1	114.1	135.1	156.1	177.1	-	-
H2 [m]	55.6	76.6	97.6	115.6	136.6	157.6	178.6	199.6 ※	-	-

※ Over this height please contact us

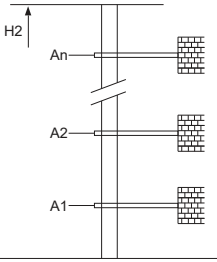

Mechanisms

	30LVF15KL		m/min	0 ~ 35	0 ~ 70	22kW
			t	3.0	1.5	
			m/min	0 ~ 23	0 ~ 46	350m
			t	4.5	2.25	>350m※
			m/min	0 ~ 17.5	0 ~ 35	
			t	6.0	3.0	
	50LVF20KL-B △		m/min	0 ~ 42	0 ~ 84	37kW
			t	3.0	1.5	
			m/min	0 ~ 28	0 ~ 56	600m
			t	4.5	2.25	>600m※
			m/min	0 ~ 21	0 ~ 41	
			t	6.0	3.0	
	30VVF20KW	15~80		2min		22kW
	RCV95	rpm		0 ~ 0.8		5.5kW
	380V 50Hz(±5%) 380V 60Hz(±5%) 440V 60Hz(±5%)			30LVF15KL 60kVA 50LVF20KL-B 80kVA		kVA

※ Please consult us △ Option

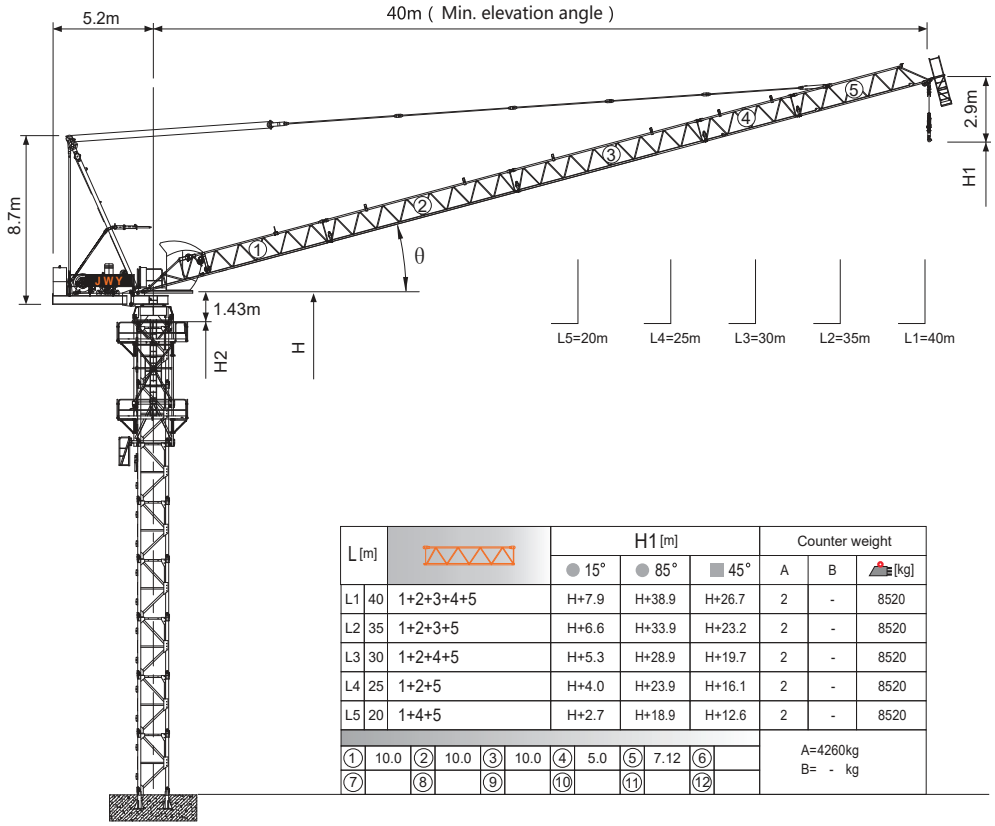

L [m]			H1 [m] 15°	H1 [m] 85°	H1 [m] 45°	A	B	Counter weight [kg]
L1	40	1+2+3+4+5	H+7.9	H+38.9	H+26.7	2	-	8520
L2	35	1+2+3+5	H+6.6	H+33.9	H+23.2	2	-	8520
L3	30	1+2+4+5	H+5.3	H+28.9	H+19.7	2	-	8520
L4	25	1+2+5	H+4.0	H+23.9	H+16.1	2	-	8520
L5	20	1+4+5	H+2.7	H+18.9	H+12.6	2	-	8520

①	②	③	④	⑤	⑥
10.0	10.0	10.0	5.0	7.12	

⑦	⑧	⑨	⑩	⑪	⑫

A=4260kg
B= - kg

Jib root hinge height

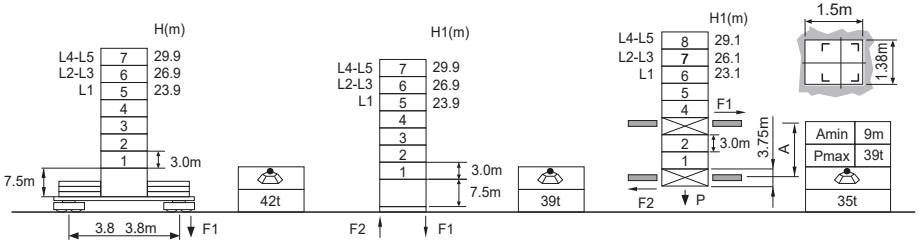

S24A1 ⊠1.2m		
	H	Jib root hinge height (not include the fixing angle)
	H1	Height under hook
	H2	Tower body height: H2 = [H - 1.43m]

Total weight of free standing height (excludes counter weight and ballast)
Total weight of counter weight
Please consult with us in case higher freestanding height needed.

● In service
■ Out of service
F Reactions
Please refer to the user manual for reaction force

Load diagrams

R	falls	R(C$_{MAX}$)	C$_{MAX}$	m	10	12	15	17	20	22	25	27	30	32	35	37	40
40m		3.1~28.9 [45.4]	3.0	t	3.0	3.0	3.0	3.0	3.0	3.0	3.0	2.8	2.4	2.0	1.8	1.5	
		3.1~22.6 [56.5]	4.5	t	4.5	4.5	4.5	4.5	4.5	4.5	3.8	3.3	2.8	2.4	2.0	1.8	1.5
		3.1~18.5 [63.0]	6.0	t	6.0	6.0	6.0	6.0	5.3	4.6	3.8	3.3	2.8	2.4	2.0	1.8	1.5
35m		2.7~30.0 [35.0]	3.0	t	3.0	3.0	3.0	3.0	3.0	3.0	3.0	3.0	3.0	2.6	2.2		
		2.7~23.1 [50.2]	4.5	t	4.5	4.5	4.5	4.5	4.5	4.5	3.9	3.4	3.0	2.6	2.2		
		2.7~18.8 [58.4]	6.0	t	6.0	6.0	6.0	6.0	5.5	4.6	3.9	3.4	3.0	2.6	2.2		
30m		2.2~30.0 [15.0]	3.0	t	3.0	3.0	3.0	3.0	3.0	3.0	3.0	3.0	3.0				
		2.2~23.6 [41.0]	4.5	t	4.5	4.5	4.5	4.5	4.5	4.5	3.9	3.4	3.0				
		2.2~19.2 [51.8]	6.0	t	6.0	6.0	6.0	6.0	5.5	4.6	3.9	3.4	3.0				
25m		1.8~25.0 [18.0]	3.0	t	3.0	3.0	3.0	3.0	3.0	3.0	3.0						
		1.8~23.6 [26.5]	4.5	t	4.5	4.5	4.5	4.5	4.5	4.5	3.9						
		1.8~19.2 [43.0]	6.0	t	6.0	6.0	6.0	6.0	5.5	4.6	3.9						
20m		1.4~20.0 [20.0]	3.0	t	3.0	3.0	3.0	3.0	3.0								
		1.4~20.0 [20.0]	4.5	t	4.5	4.5	4.5	4.5	4.5								
		1.4~19.2 [26.0]	6.0	t	6.0	6.0	6.0	6.0	5.5								

Anchorages

An[m]	A1	A2	A3	A4	A5	A6	A7	A8	A9	A10
	21.0	33.0	45.0	57.0	69.0	81.0	93.0	-	-	-
H2 [m]	37.5	49.5	61.5	73.5	85.5	97.5	106.5 ※	-	-	-

※ Over this height please contact us

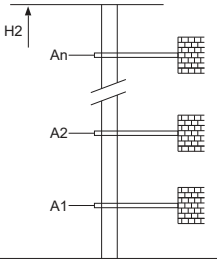

Mechanisms

	30LVF15KL		m/min	0 ~ 35	0 ~ 70	22kW
			t	3.0	1.5	
			m/min	0 ~ 23	0 ~ 46	
			t	4.5	2.25	
			m/min	0 ~ 17.5	0 ~ 35	
			t	6.0	3.0	
	50LVF20KL-B △		m/min	0 ~ 42	0 ~ 84	37kW
			t	3.0	1.5	
			m/min	0 ~ 28	0 ~ 56	
			t	4.5	2.25	
			m/min	0 ~ 21	0 ~ 41	
			t	6.0	3.0	
	30VVF20KW	15~80	2min			22kW
	RCV95	rpm	0 ~ 0.8			5.5kW
	380V 50Hz(±5%) 380V 60Hz(±5%) 440V 60Hz(±5%)		30LVF15KL 65kVA 50LVF20KL-B 85kVA			kVA

350m
>350m※
600m
>600m※

※ Please consult us △ Option

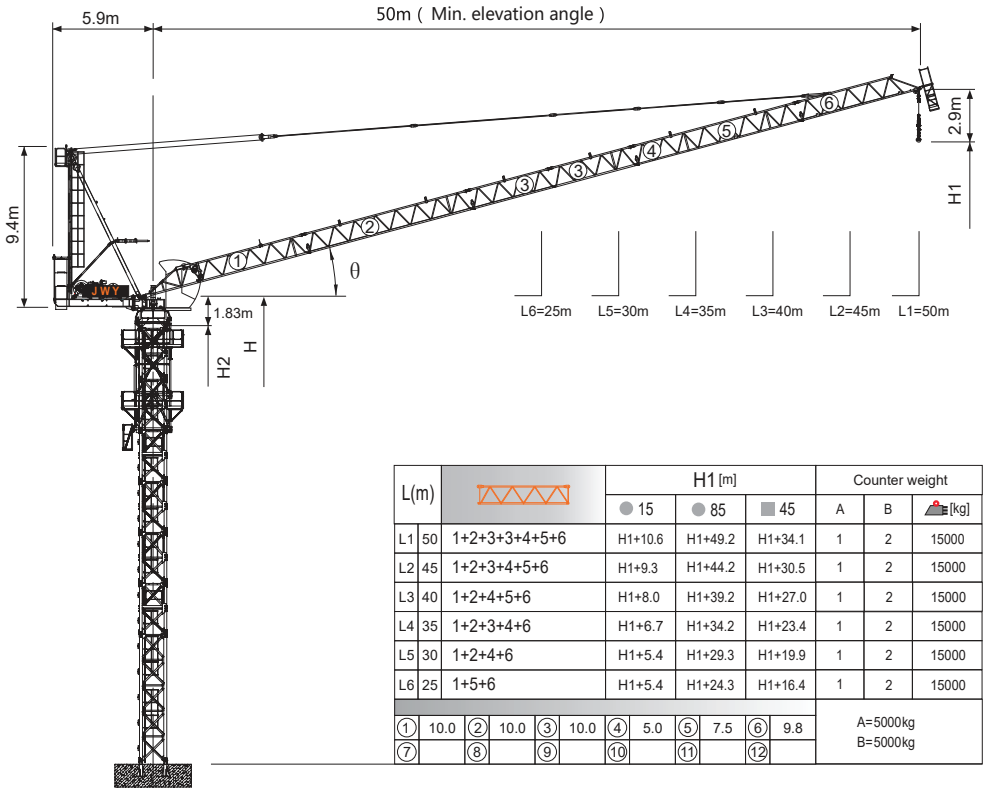

L(m)			H1 [m]			Counter weight		
			● 15	● 85	■ 45	A	B	[kg]
L1	50	1+2+3+3+4+5+6	H1+10.6	H1+49.2	H1+34.1	1	2	15000
L2	45	1+2+3+4+5+6	H1+9.3	H1+44.2	H1+30.5	1	2	15000
L3	40	1+2+4+5+6	H1+8.0	H1+39.2	H1+27.0	1	2	15000
L4	35	1+2+3+4+6	H1+6.7	H1+34.2	H1+23.4	1	2	15000
L5	30	1+2+4+6	H1+5.4	H1+29.3	H1+19.9	1	2	15000
L6	25	1+5+6	H1+5.4	H1+24.3	H1+16.4	1	2	15000

①	10.0	②	10.0	③	10.0	④	5.0	⑤	7.5	⑥	9.8
⑦		⑧		⑨		⑩		⑪		⑫	

A=5000kg
B=5000kg

Jib root hinge height

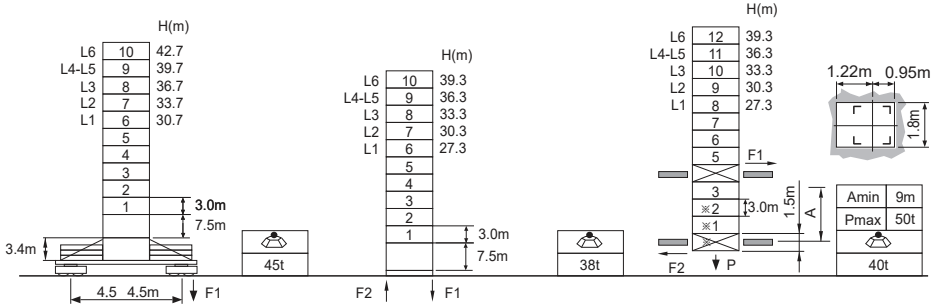

L46A1 ∅1.6m		
	H	Jib root hinge height (not include the fixing angle)
	H1	Height under hook
	H2	Tower body height: H2 = [H - 1.83m]

Total weight of free standing height (excludes counter weight and ballast)
Total weight of counter weight
Please consult with us in case higher freestanding height needed.

● In service
■ Out of service
F Reactions
Please refer to the user manual for reaction force

Load diagrams

R	falls	R(C_MAX)	C_MAX	m	15	17	20	22	25	27	30	32	35	37	40	42	45	47	50
50m		4.0~36.2 [45.3]	4	t	4.0	4.0	4.0	4.0	4.0	4.0	4.0	4.0	4.0	3.8	3.3	3.0	2.5	2.3	2.0
		4.0~28.4 [56.4]	6	t	6.0	6.0	6.0	6.0	6.0	6.0	5.5	4.9	4.2	3.8	3.3	3.0	2.5	2.3	2.0
45m		3.6~37.6 [36.3]	4	t	4.0	4.0	4.0	4.0	4.0	4.0	4.0	4.0	4.0	4.0	3.5	3.2	2.8		
		3.6~29.2 [51.0]	6	t	6.0	6.0	6.0	6.0	6.0	6.0	5.7	5.2	4.5	4.1	3.5	3.2	2.8		
		3.6~23.9 [58.9]	8	t	8.0	8.0	8.0	8.0	7.5	6.7	5.7	5.2	4.5	4.1	3.5	3.2	2.8		
40m		3.1~38.6 [22.3]	4	t	4.0	4.0	4.0	4.0	4.0	4.0	4.0	4.0	4.0	4.0	3.7				
		3.1~29.9 [44.0]	6	t	6.0	6.0	6.0	6.0	6.0	6.0	5.9	5.4	4.7	4.3	3.7				
		3.1~24.3 [54.0]	8	t	8.0	8.0	8.0	8.0	7.7	6.9	5.9	5.4	4.7	4.3	3.7				
35m		2.7~35.0 [20.0]	4	t	4.0	4.0	4.0	4.0	4.0	4.0	4.0	4.0	4.0						
		2.7~29.9 [35.4]	6	t	6.0	6.0	6.0	6.0	6.0	6.0	5.9	5.4	4.7						
		2.7~24.3 [48.3]	8	t	8.0	8.0	8.0	8.0	7.7	6.9	5.9	5.4	4.7						
30m		2.3~30.0 [19.0]	4	t	4.0	4.0	4.0	4.0	4.0	4.0	4.0								
		2.3~29.9 [19.5]	6	t	6.0	6.0	6.0	6.0	6.0	6.0	5.9								
		2.3~24.3 [39.8]	8	t	8.0	8.0	8.0	8.0	7.7	6.9	5.9								
25m		1.8~25.0 [21.0]	4	t	4.0	4.0	4.0	4.0	4.0										
		1.8~25.0 [18.0]	6	t	6.0	6.0	6.0	6.0	6.0										
		1.8~24.3 [24.5]	8	t	8.0	8.0	8.0	8.0	7.7										

※

Anchorages

An[m]	A1	A2	A3	A4	A5	A6	A7	A8	A9	A10
	24.0	39.0	54.0	69.0	84.0	99.0	114.0	129.0	-	-
H2 [m]	43.5	58.5	73.5	88.5	100.5	115.5	130.5	145.5 ※	-	-

※ Over this height please contact us

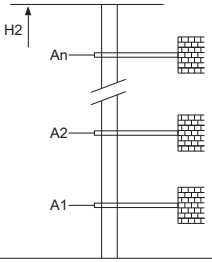

Mechanisms

	50QP20HS-CG5		m/min	0~40	0~80	37kW
			t	4.0	2.0	
			m/min	0~26	0~52	
			t	6.0	3.0	
			m/min	0~20	0~40	
			t	8.0	4.0	
	50LVF20KL-C △		m/min	0~42	0~84	37kW
			t	4	2	
			m/min	0~28	0~56	
			t	6	3	
			m/min	0~21	0~42	
			t	8	4	
	40LP35H-G2	15~80		3min10s		30kW
	RCV95	rpm		0~0.6		2x5.5kW
	380V 50Hz(±5%) 380V 60Hz(±5%) 440V 60Hz(±5%)			95kVA		kVA

※ Please consult us △ Option

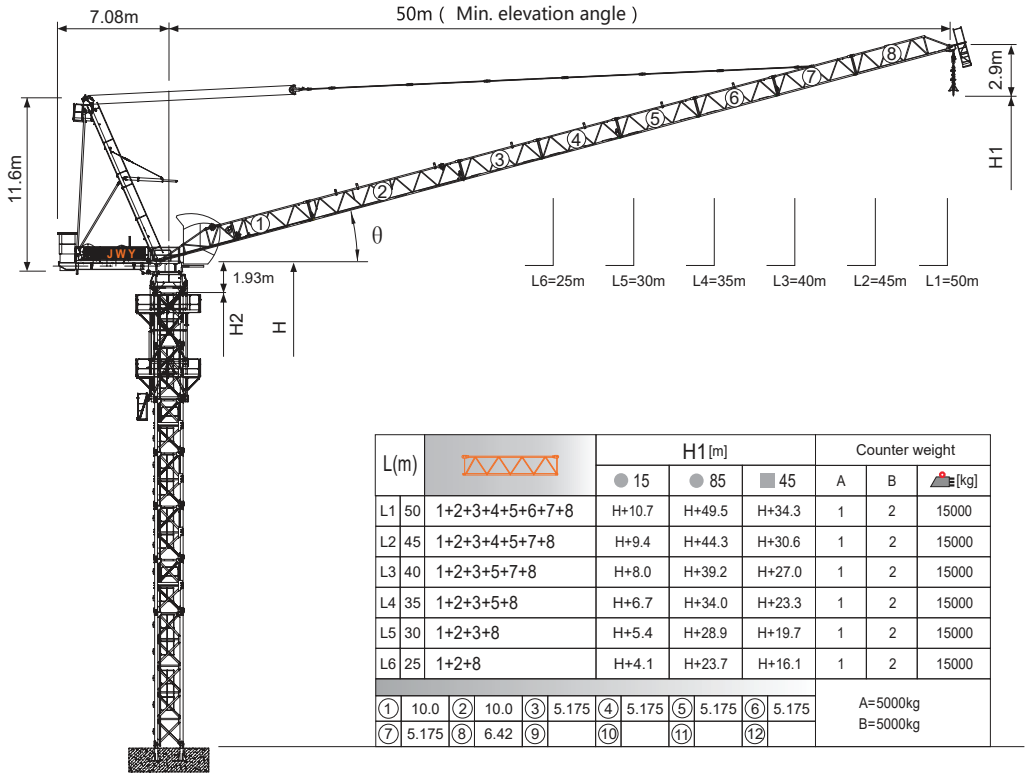

L(m)			H1 [m] 15	H1 [m] 85	H1 [m] 45	Counter weight A	Counter weight B	Counter weight [kg]
L1	50	1+2+3+4+5+6+7+8	H+10.7	H+49.5	H+34.3	1	2	15000
L2	45	1+2+3+4+5+7+8	H+9.4	H+44.3	H+30.6	1	2	15000
L3	40	1+2+3+5+7+8	H+8.0	H+39.2	H+27.0	1	2	15000
L4	35	1+2+3+5+8	H+6.7	H+34.0	H+23.3	1	2	15000
L5	30	1+2+3+8	H+5.4	H+28.9	H+19.7	1	2	15000
L6	25	1+2+8	H+4.1	H+23.7	H+16.1	1	2	15000

①	10.0	②	10.0	③	5.175	④	5.175	⑤	5.175	⑥	5.175	A=5000kg
⑦	5.175	⑧	6.42	⑨		⑩		⑪		⑫		B=5000kg

Jib root hinge height

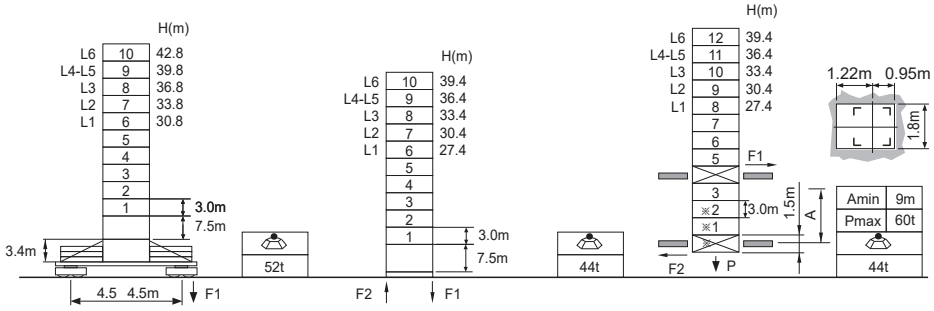

L46A1 ☑1.6m	H	Jib root hinge height (not include the fixing angle)
	H1	Height under hook
	H2	Tower body height: H2 = [H - 1.93m]

Total weight of free standing height (excludes counter weight and ballast)
Total weight of counter weight
Please consult with us in case higher freestanding height needed.

● In service
■ Out of service
F Reactions
Please refer to the user manual for reaction force

Load diagrams

R	falls	R(C$_{MAX}$)	C$_{MAX}$	m	15	17	20	22	25	27	30	32	35	37	40	42	45	47	50
50m		4.1~40.3 [38.6]	4	t	4.0	4.0	4.0	4.0	4.0	4.0	4.0	4.0	4.0	4.0	4.0	3.7	3.2	2.9	2.5
		4.1~32.1 [51.3]	6	t	6.0	6.0	6.0	6.0	6.0	6.0	6.0	6.0	5.1	4.7	4.1	3.7	3.2	2.9	2.5
		4.1~26.6 [58.7]	8	t	8.0	8.0	8.0	8.0	8.0	7.8	6.6	6.1	5.1	4.7	4.1	3.7	3.2	2.9	2.5
45m		3.7~41.9 [25.8]	4	t	4.0	4.0	4.0	4.0	4.0	4.0	4.0	4.0	4.0	4.0	4.0	3.9	3.4		
		3.7~33.0 [44.6]	6	t	6.0	6.0	6.0	6.0	6.0	6.0	6.0	6.0	5.4	4.9	4.3	3.9	3.4		
		3.7~27.3 [53.8]	8	t	8.0	8.0	8.0	8.0	8.0	8.0	6.9	6.3	5.4	4.9	4.3	3.9	3.4		
40m		3.2~40.0 [15.0]	4	t	4.0	4.0	4.0	4.0	4.0	4.0	4.0	4.0	4.0	4.0	4.0				
		3.2~33.9 [34.9]	6	t	6.0	6.0	6.0	6.0	6.0	6.0	6.0	6.0	5.7	5.2	4.5				
		3.2~27.8 [47.5]	8	t	8.0	8.0	8.0	8.0	8.0	8.0	7.2	6.6	5.7	5.2	4.5				
35m		2.8~35.0 [15.0]	4	t	4.0	4.0	4.0	4.0	4.0	4.0	4.0	4.0	4.0						
		2.8~33.9 [20.5]	6	t	6.0	6.0	6.0	6.0	6.0	6.0	6.0	6.0	5.7						
		2.8~27.8 [39.5]	8	t	8.0	8.0	8.0	8.0	8.0	8.0	7.2	6.6	5.7						
30m		2.3~30.0 [15.0]	4	t	4.0	4.0	4.0	4.0	4.0	4.0	4.0								
		2.3~30.0 [15.0]	6	t	6.0	6.0	6.0	6.0	6.0	6.0	6.0								
		2.3~27.8 [26.0]	8	t	8.0	8.0	8.0	8.0	8.0	8.0	7.2								
25m		1.9~25.0 [14.7]	4	t	4.0	4.0	4.0	4.0	4.0										
		1.9~25.0 [14.7]	6	t	6.0	6.0	6.0	6.0	6.0										
		1.9~25.0 [14.7]	8	t	8.0	8.0	8.0	8.0	8.0										

Anchorages

An[m]	A1	A2	A3	A4	A5	A6	A7	A8	A9	A10
	24.0	39.0	54.0	69.0	84.0	99.0	114.0	129.0	160.0	175.0
H2 [m]	43.5	58.5	73.5	88.5	100.5	115.5	130.5	145.5	144.5	159.5 ※

※ Over this height please contact us

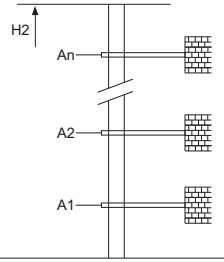

Mechanisms

	50QP20HS-CG5		m/min	0 ~ 40	0 ~ 80	37kW
			t	4	2	
			m/min	0 ~ 26	0 ~ 52	
			t	6	3	
			m/min	0 ~ 20	0 ~ 40	
			t	8	4	
						500m >500m※
	50LVF20KL-C △		m/min	0 ~ 42	0 ~ 84	37kW
			t	4	2	
			m/min	0 ~ 28	0 ~ 56	
			t	6	3	
			m/min	0 ~ 21	0 ~ 42	
			t	8	4	
						710m >710m※
	40LP35H-G2	15~80		3min10s		30kW
	RCV95	rpm		0 ~ 0.6		2x5.5kW
	380V 50Hz(±5%) 380V 60Hz(±5%) 440V 60Hz(±5%)			95kVA		kVA

※ Please consult us △ Option

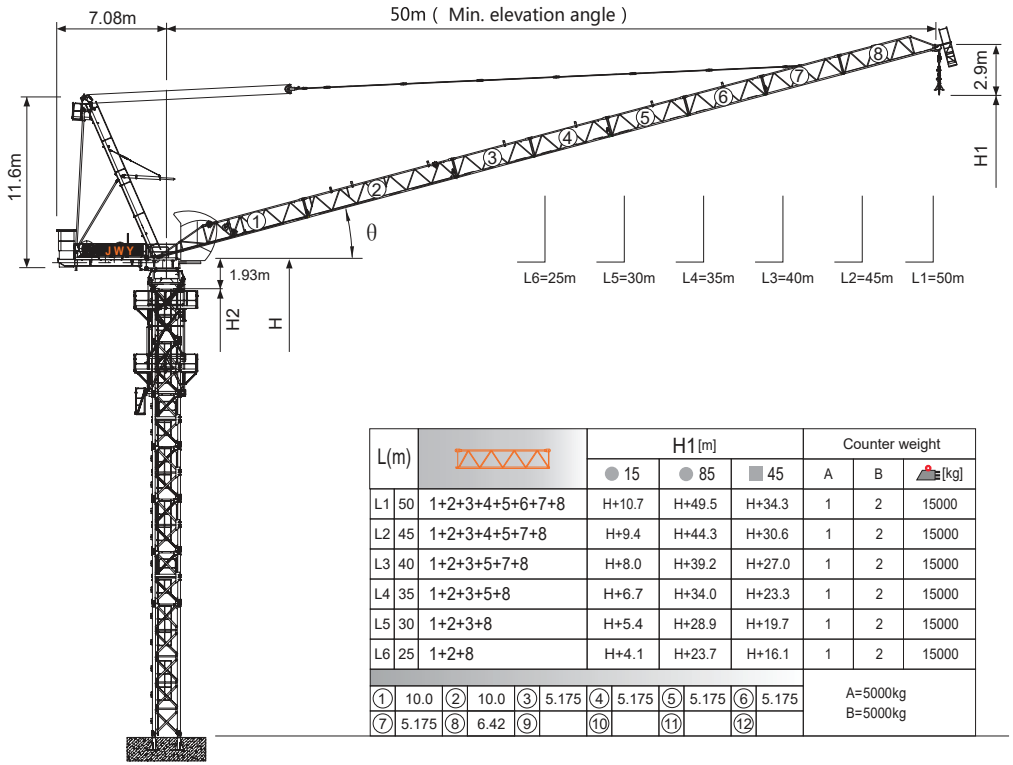

L(m)			H1 [m]			Counter weight		
			● 15	● 85	■ 45	A	B	[kg]
L1	50	1+2+3+4+5+6+7+8	H+10.7	H+49.5	H+34.3	1	2	15000
L2	45	1+2+3+4+5+7+8	H+9.4	H+44.3	H+30.6	1	2	15000
L3	40	1+2+3+5+7+8	H+8.0	H+39.2	H+27.0	1	2	15000
L4	35	1+2+3+5+8	H+6.7	H+34.0	H+23.3	1	2	15000
L5	30	1+2+3+8	H+5.4	H+28.9	H+19.7	1	2	15000
L6	25	1+2+8	H+4.1	H+23.7	H+16.1	1	2	15000

①	10.0	②	10.0	③	5.175	④	5.175	⑤	5.175	⑥	5.175	A=5000kg
⑦	5.175	⑧	6.42	⑨		⑩		⑪		⑫		B=5000kg

Jib root hinge height

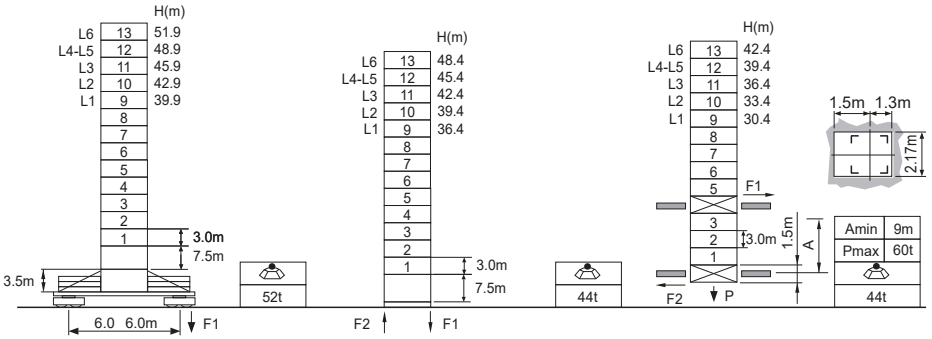

L68B2 ⍁2.0m		
	H	Jib root hinge height (not include the fixing angle)
	H1	Height under hook
	H2	Tower body height: H2 = [H - 1.93m]

Total weight of free standing height (excludes counter weight and ballast)
Total weight of counter weight
Please consult with us in case higher freestanding height needed.

● In service
■ Out of service
F Reactions
Please refer to the user manual for reaction force

Load diagrams

R	falls	R(C$_{MAX}$)	C$_{MAX}$	m	15	17	20	22	25	27	30	32	35	37	40	42	45	47	50
50m		4.1~40.3 [38.6]	4	t	4.0	4.0	4.0	4.0	4.0	4.0	4.0	4.0	4.0	4.0	4.0	3.7	3.2	2.9	2.5
		4.1~32.1 [51.3]	6	t	6.0	6.0	6.0	6.0	6.0	6.0	6.0	6.0	5.1	4.7	4.1	3.7	3.2	2.9	2.5
		4.1~26.6 [58.7]	8	t	8.0	8.0	8.0	8.0	8.0	7.8	6.6	6.1	5.1	4.7	4.1	3.7	3.2	2.9	2.5
45m		3.7~41.9 [25.8]	4	t	4.0	4.0	4.0	4.0	4.0	4.0	4.0	4.0	4.0	4.0	4.0	3.9	3.4		
		3.7~33.0 [44.6]	6	t	6.0	6.0	6.0	6.0	6.0	6.0	6.0	6.0	5.4	4.9	4.3	3.9	3.4		
		3.7~27.3 [53.8]	8	t	8.0	8.0	8.0	8.0	8.0	8.0	6.9	6.3	5.4	4.9	4.3	3.9	3.4		
40m		3.2~40.0 [15.0]	4	t	4.0	4.0	4.0	4.0	4.0	4.0	4.0	4.0	4.0	4.0	4.0				
		3.2~33.9 [34.9]	6	t	6.0	6.0	6.0	6.0	6.0	6.0	6.0	6.0	5.7	5.2	4.5				
		3.2~27.8 [47.5]	8	t	8.0	8.0	8.0	8.0	8.0	8.0	7.2	6.6	5.7	5.2	4.5				
35m		2.8~35.0 [15.0]	4	t	4.0	4.0	4.0	4.0	4.0	4.0	4.0	4.0	4.0						
		2.8~33.9 [20.5]	6	t	6.0	6.0	6.0	6.0	6.0	6.0	6.0	6.0	5.7						
		2.8~27.8 [39.5]	8	t	8.0	8.0	8.0	8.0	8.0	8.0	7.2	6.6	5.7						
30m		2.3~30.0 [15.0]	4	t	4.0	4.0	4.0	4.0	4.0	4.0	4.0								
		2.3~30.0 [15.0]	6	t	6.0	6.0	6.0	6.0	6.0	6.0	6.0								
		2.3~27.8 [26.0]	8	t	8.0	8.0	8.0	8.0	8.0	8.0	7.2								
25m		1.9~25.0 [14.7]	4	t	4.0	4.0	4.0	4.0	4.0										
		1.9~25.0 [14.7]	6	t	6.0	6.0	6.0	6.0	6.0										
		1.9~25.0 [14.7]	8	t	8.0	8.0	8.0	8.0	8.0										

Anchorages

An[m]	A1	A2	A3	A4	A5	A6	A7	A8	A9	A10
	33.0	57.0	81.0	105.0	129.0	153.0	177.0	201.0	-	-
H2 [m]	61.5	85.5	106.5	130.5	154.5	178.5	202.5	226.5 ※	-	-

※ Over this height please contact us

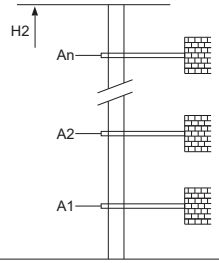

Mechanisms

50QP20HS-CG5	m/min	0 ~ 40	0 ~ 80	37kW	500m >500m※
	t	4	2		
	m/min	0 ~ 26	0 ~ 52		
	t	6	3		
	m/min	0 ~ 20	0 ~ 40		
	t	8	4		
50LVF20KL-C △	m/min	0 ~ 42	0 ~ 84	37kW	710m >710m※
	t	4	2		
	m/min	0 ~ 28	0 ~ 56		
	t	6	3		
	m/min	0 ~ 21	0 ~ 42		
	t	8	4		
40LP35H-G2	15~80	3min10s		30kW	
RCV95	rpm	0 ~ 0.6		2x5.5kW	
380V 50Hz(±5%) 380V 60Hz(±5%) 440V 60Hz(±5%)		95kVA		kVA	

※ Please consult us △ Option

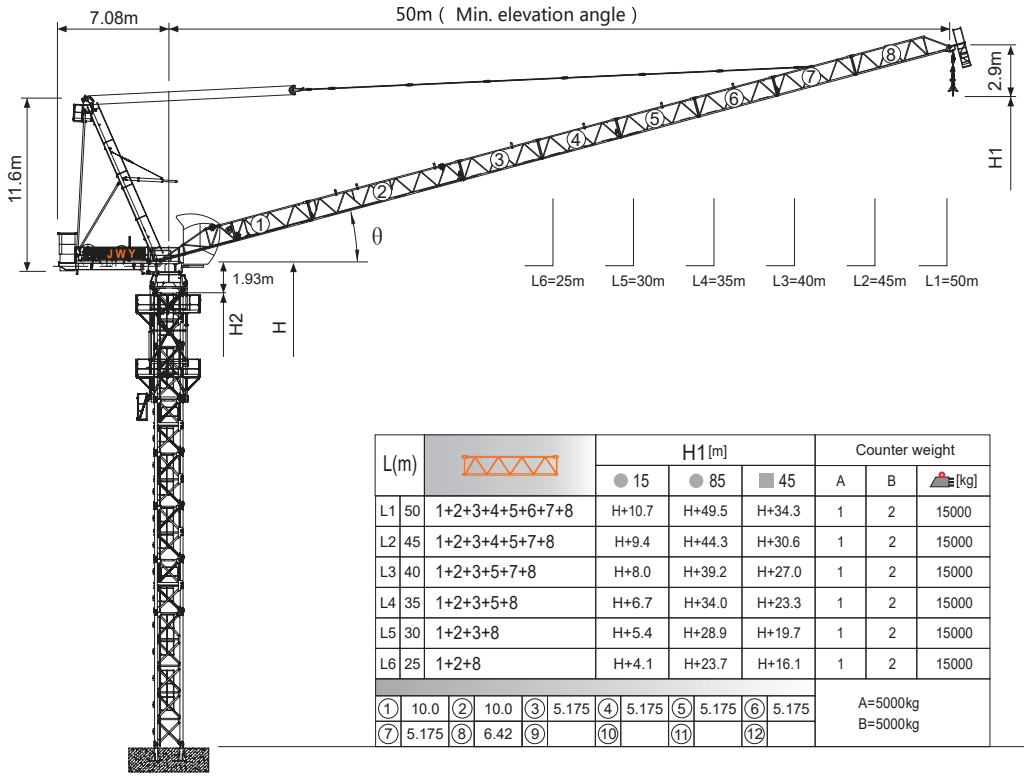

L(m)			H1 [m] 15	H1 [m] 85	H1 [m] 45	Counter weight A	Counter weight B	Counter weight [kg]
L1	50	1+2+3+4+5+6+7+8	H+10.7	H+49.5	H+34.3	1	2	15000
L2	45	1+2+3+4+5+7+8	H+9.4	H+44.3	H+30.6	1	2	15000
L3	40	1+2+3+5+7+8	H+8.0	H+39.2	H+27.0	1	2	15000
L4	35	1+2+3+5+8	H+6.7	H+34.0	H+23.3	1	2	15000
L5	30	1+2+3+8	H+5.4	H+28.9	H+19.7	1	2	15000
L6	25	1+2+8	H+4.1	H+23.7	H+16.1	1	2	15000

①	10.0	②	10.0	③	5.175	④	5.175	⑤	5.175	⑥	5.175	A=5000kg B=5000kg
⑦	5.175	⑧	6.42	⑨		⑩		⑪		⑫			

Jib root hinge height

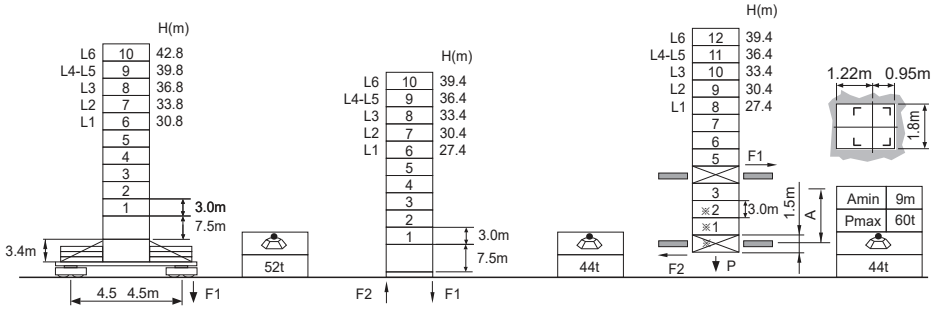

L46A1 ☑1.6m	H	Jib root hinge height (not include the fixing angle)
	H1	Height under hook
	H2	Tower body height: H2 = [H - 1.93m]

Total weight of free standing height (excludes counter weight and ballast)
Total weight of counter weight
Please consult with us in case higher freestanding height needed.

● In service
■ Out of service
F Reactions
Please refer to the user manual for reaction force

Load diagrams

R	falls	R(C_MAX)	C_MAX	m	15	17	20	22	25	27	30	32	35	37	40	42	45	47	50
50m		4.1~35.7 [46.1]	5	t	5.0	5.0	5.0	5.0	5.0	5.0	5.0	5.0	5.0	4.7	4.1	3.7	3.2	2.9	2.5
		4.1~27.8 [57.2]	7.5	t	7.5	7.5	7.5	7.5	7.5	7.5	6.6	6.1	5.1	4.7	4.1	3.7	3.2	2.9	2.5
45m		3.7~36.5 [38.2]	5	t	5.0	5.0	5.0	5.0	5.0	5.0	5.0	5.0	5.0	4.9	4.3	3.9	3.4		
		3.7~28.5 [52.0]	7.5	t	7.5	7.5	7.5	7.5	7.5	7.5	6.9	6.3	5.4	4.9	4.3	3.9	3.4		
		3.7~23.2 [59.8]	10	t	10.0	10.0	10.0	10.0	9.2	8.3	6.9	6.3	5.4	4.9	4.3	3.9	3.4		
40m		3.2~37.6 [24.7]	5	t	5.0	5.0	5.0	5.0	5.0	5.0	5.0	5.0	5.0	5.0	4.5				
		3.2~29.1 [45.0]	7.5	t	7.5	7.5	7.5	7.5	7.5	7.5	7.2	6.6	5.7	5.2	4.5				
		3.2~23.6 [54.9]	10	t	10.0	10.0	10.0	10.0	9.2	8.3	7.2	6.6	5.7	5.2	4.5				
35m		2.8~35.0 [15.0]	5	t	5.0	5.0	5.0	5.0	5.0	5.0	5.0	5.0	5.0						
		2.8~29.1 [36.2]	7.5	t	7.5	7.5	7.5	7.5	7.5	7.5	7.2	6.6	5.7						
		2.8~23.6 [49.0]	10	t	10.0	10.0	10.0	10.0	9.2	8.3	7.2	6.6	5.7						
30m		2.3~30.0 [15.0]	5	t	5.0	5.0	5.0	5.0	5.0	5.0	5.0								
		2.3~29.1 [20.0]	7.5	t	7.5	7.5	7.5	7.5	7.5	7.5	7.2								
		2.3~23.6 [40.1]	10	t	10.0	10.0	10.0	10.0	9.2	8.3	7.2								
25m		1.9~25.0 [14.7]	5	t	5.0	5.0	5.0	5.0	5.0										
		1.9~25.0 [14.7]	7.5	t	7.5	7.5	7.5	7.5	7.5										
		1.9~23.6 [24.0]	10	t	10.0	10.0	10.0	10.0	9.2										

Anchorages

An[m]	A1	A2	A3	A4	A5	A6	A7	A8	A9	A10
	24.0	39.0	54.0	69.0	84.0	99.0	114.0	129.0	160.0	175.0
H2 [m]	43.5	58.5	73.5	88.5	100.5	115.5	130.5	145.5	144.5	159.5 ※

※ Over this height please contact us

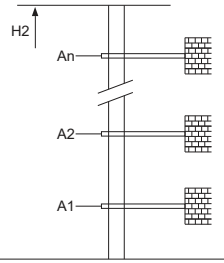

Mechanisms

	60QP25HB-G1		m/min	0~45	0~90	45kW
			t	5	2.5	
			m/min	0~30	0~60	
			t	7.5	3.75	
			m/min	0~22.5	0~45	
			t	10	5	
	60LVF25KW △		m/min	0~45	0~90	45kW
			t	5	2.5	
			m/min	0~30	0~60	
			t	7.5	3.75	
			m/min	0~22.5	0~45	
			t	10	5	
	40LP35H-G2	15~80		3min10s		30kW
	RCV95	rpm		0~0.6		2x5.5kW
	380V 50Hz(±5%) 380V 60Hz(±5%) 440V 60Hz(±5%)			105kVA		kVA

560m >560m※
750m >750m※

※ Please consult us △ Option

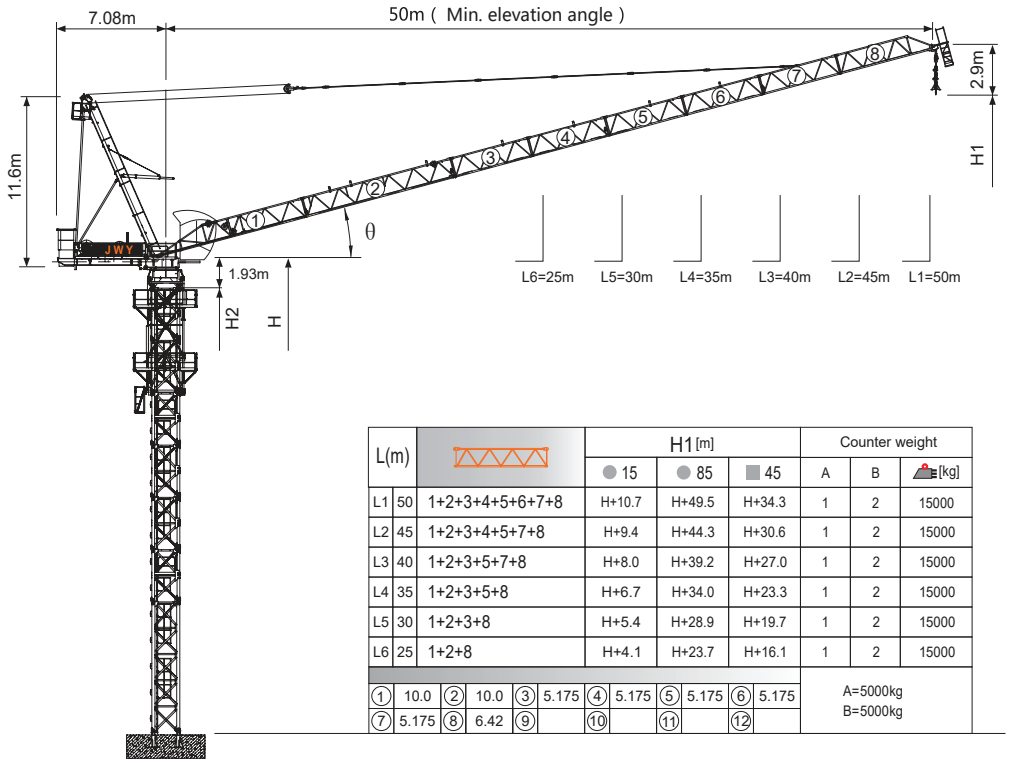

L(m)		H1[m] ● 15	● 85	■ 45	Counter weight A	B	[kg]
L1	50	1+2+3+4+5+6+7+8	H+10.7	H+49.5	H+34.3	1	2	15000
L2	45	1+2+3+4+5+7+8	H+9.4	H+44.3	H+30.6	1	2	15000
L3	40	1+2+3+5+7+8	H+8.0	H+39.2	H+27.0	1	2	15000
L4	35	1+2+3+5+8	H+6.7	H+34.0	H+23.3	1	2	15000
L5	30	1+2+3+8	H+5.4	H+28.9	H+19.7	1	2	15000
L6	25	1+2+8	H+4.1	H+23.7	H+16.1	1	2	15000

①	10.0	②	10.0	③	5.175	④	5.175	⑤	5.175	⑥	5.175
⑦	5.175	⑧	6.42	⑨		⑩		⑪		⑫	

A=5000kg
B=5000kg

Jib root hinge height

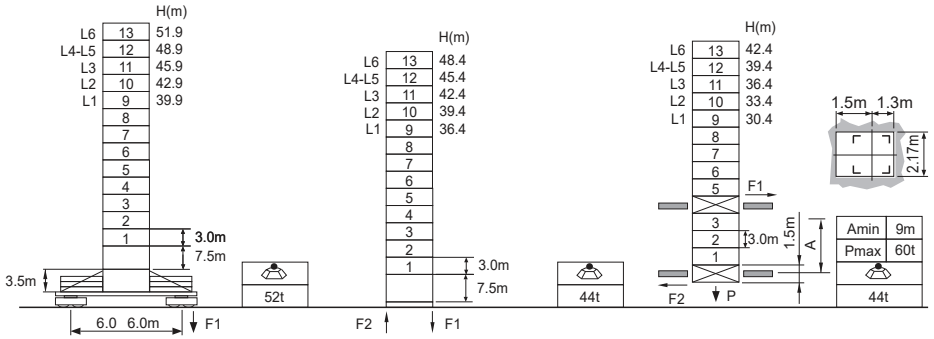

L68B2 ☑2.0m		
	H	Jib root hinge height (not include the fixing angle)
	H1	Height under hook
	H2	Tower body height: H2 = [H - 1.93m]

Total weight of free standing height (excludes counter weight and ballast)
Total weight of counter weight
Please consult with us in case higher freestanding height needed.

● In service
■ Out of service
F Reactions
Please refer to the user manual for reaction force

Load diagrams

R	falls	R(C_MAX)	C_MAX	m	15	17	20	22	25	27	30	32	35	37	40	42	45	47	50
50m		4.1~35.7 [46.1]	5	t	5.0	5.0	5.0	5.0	5.0	5.0	5.0	5.0	5.0	4.7	4.1	3.7	3.2	2.9	2.5
		4.1~27.8 [57.2]	7.5	t	7.5	7.5	7.5	7.5	7.5	7.5	6.6	6.1	5.1	4.7	4.1	3.7	3.2	2.9	2.5
45m		3.7~36.5 [38.2]	5	t	5.0	5.0	5.0	5.0	5.0	5.0	5.0	5.0	5.0	4.9	4.3	3.9	3.4		
		3.7~28.5 [52.0]	7.5	t	7.5	7.5	7.5	7.5	7.5	7.5	6.9	6.3	5.4	4.9	4.3	3.9	3.4		
		3.7~23.2 [59.8]	10	t	10.0	10.0	10.0	10.0	9.2	8.3	6.9	6.3	5.4	4.9	4.3	3.9	3.4		
40m		3.2~37.6 [24.7]	5	t	5.0	5.0	5.0	5.0	5.0	5.0	5.0	5.0	5.0	5.0	4.5				
		3.2~29.1 [45.0]	7.5	t	7.5	7.5	7.5	7.5	7.5	7.5	7.2	6.6	5.7	5.2	4.5				
		3.2~23.6 [54.9]	10	t	10.0	10.0	10.0	10.0	9.2	8.3	7.2	6.6	5.7	5.2	4.5				
35m		2.8~35.0 [15.0]	5	t	5.0	5.0	5.0	5.0	5.0	5.0	5.0	5.0	5.0						
		2.8~29.1 [36.2]	7.5	t	7.5	7.5	7.5	7.5	7.5	7.5	7.2	6.6	5.7						
		2.8~23.6 [49.0]	10	t	10.0	10.0	10.0	10.0	9.2	8.3	7.2	6.6	5.7						
30m		2.3~30.0 [15.0]	5	t	5.0	5.0	5.0	5.0	5.0	5.0	5.0								
		2.3~29.1 [20.0]	7.5	t	7.5	7.5	7.5	7.5	7.5	7.5	7.2								
		2.3~23.6 [40.1]	10	t	10.0	10.0	10.0	10.0	9.2	8.3	7.2								
25m		1.9~25.0 [14.7]	5	t	5.0	5.0	5.0	5.0	5.0										
		1.9~25.0 [14.7]	7.5	t	7.5	7.5	7.5	7.5	7.5										
		1.9~23.6 [24.0]	10	t	10.0	10.0	10.0	10.0	9.2										

Anchorages

An[m]	A1	A2	A3	A4	A5	A6	A7	A8	A9	A10
	33.0	57.0	81.0	105.0	129.0	153.0	177.0	201.0	-	-
H2 [m]	61.5	85.5	106.5	130.5	154.5	178.5	202.5	226.5 ※	-	-

※ Over this height please contact us

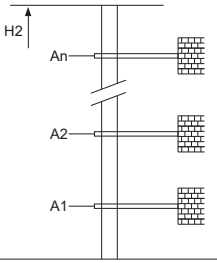

Mechanisms

60QP25HB-G1		m/min	0 ~ 45	0 ~ 90	45kW	
		t	5	2.5		
		m/min	0 ~ 30	0 ~ 60		560m
		t	7.5	3.75		>560m※
		m/min	0 ~ 22.5	0 ~ 45		
		t	10	5		
60LVF25KW △		m/min	0 ~ 45	0 ~ 90	45kW	
		t	5	2.5		
		m/min	0 ~ 30	0 ~ 60		750m
		t	7.5	3.75		>750m※
		m/min	0 ~ 22.5	0 ~ 45		
		t	10	5		
40LP35H-G2	15~80		3min10s		30kW	
RCV95	rpm		0 ~ 0.6		2x5.5kW	
380V 50Hz(±5%) 380V 60Hz(±5%) 440V 60Hz(±5%)			105kVA		kVA	

※ Please consult us △ Option

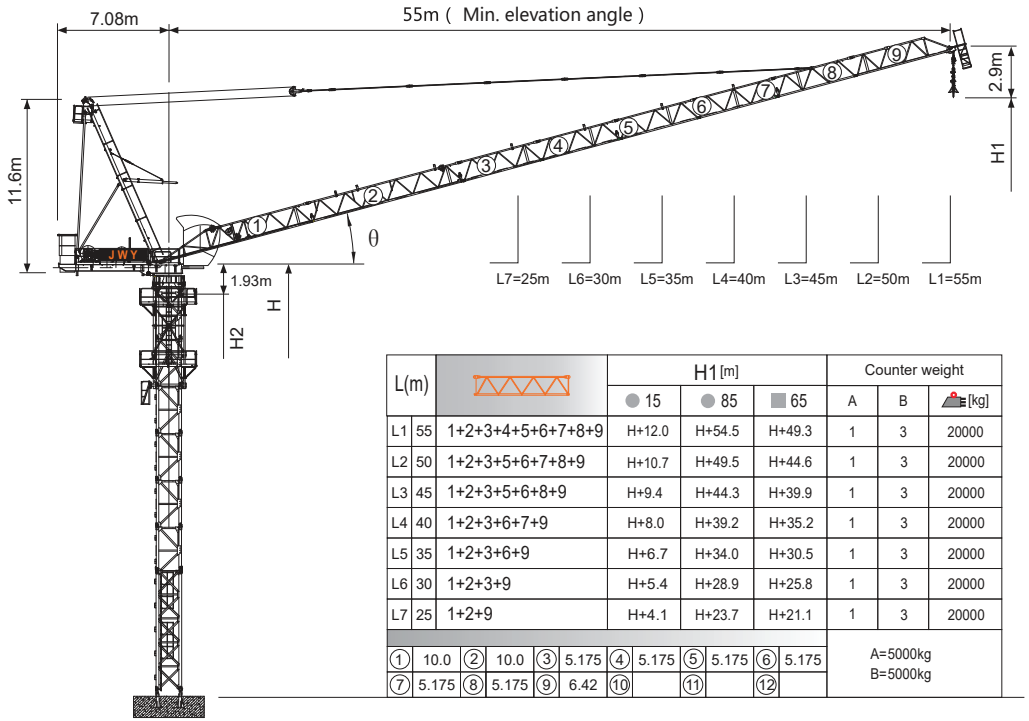

L(m)			H1 [m]			Counter weight		
			● 15	● 85	■ 65	A	B	[kg]
L1	55	1+2+3+4+5+6+7+8+9	H+12.0	H+54.5	H+49.3	1	3	20000
L2	50	1+2+3+5+6+7+8+9	H+10.7	H+49.5	H+44.6	1	3	20000
L3	45	1+2+3+5+6+8+9	H+9.4	H+44.3	H+39.9	1	3	20000
L4	40	1+2+3+6+7+9	H+8.0	H+39.2	H+35.2	1	3	20000
L5	35	1+2+3+6+9	H+6.7	H+34.0	H+30.5	1	3	20000
L6	30	1+2+3+9	H+5.4	H+28.9	H+25.8	1	3	20000
L7	25	1+2+9	H+4.1	H+23.7	H+21.1	1	3	20000

①	10.0	②	10.0	③	5.175	④	5.175	⑤	5.175	⑥	5.175	A=5000kg
⑦	5.175	⑧	5.175	⑨	6.42	⑩		⑪		⑫		B=5000kg

Jib root hinge height

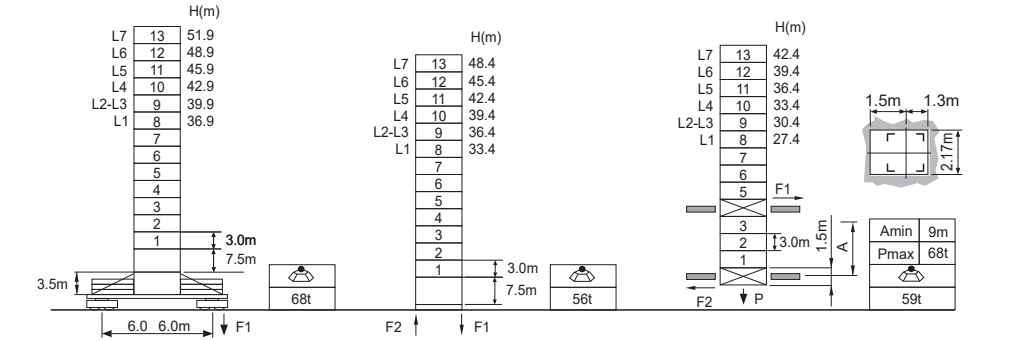

L68B2 ⍁2.0m		
	H	Jib root hinge height (not include the fixing angle)
	H1	Height under hook
	H2	Tower body height: H2 = [H - 1.93m]

Total weight of free standing height (excludes counter weight and ballast)
Total weight of counter weight
Please consult with us in case higher freestanding height needed.

● In service
■ Out of service
F Reactions
Please refer to the user manual for reaction force

Load diagrams

R	falls	R(CMAX)	CMAX	m	20	22	25	27	30	32	35	37	40	42	45	47	50	52	55
55m	4	4.4~37.7 [48.2]	5	t	5.0	5.0	5.0	5.0	5.0	5.0	5.0	5.0	4.6	4.1	3.6	3.3	2.8	2.5	2.2
50m	4	4.1~39.0 [40.7]	5	t	5.0	5.0	5.0	5.0	5.0	5.0	5.0	5.0	4.9	4.4	3.9	3.5	3.1		
	8	4.1~30.4 [53.7]	7.5	t	7.5	7.5	7.5	7.5	7.5	7.0	6.1	5.6	4.9	4.4	3.9	3.5	3.1		
	8	4.1~25.1 [60.6]	10	t	10.0	10.0	10.0	9.1	7.8	7.0	6.1	5.6	4.9	4.4	3.9	3.5	3.1		
45m	4	3.5~40.2 [29.9]	5	t	5.0	5.0	5.0	5.0	5.0	5.0	5.0	5.0	5.0	4.7	4.2				
	8	3.5~31.1 [47.8]	7.5	t	7.5	7.5	7.5	7.5	7.5	7.3	6.4	5.8	5.1	4.7	4.2				
	8	3.5~25.3 [56.7]	10	t	10.0	10.0	10.0	9.3	8.1	7.3	6.4	5.8	5.1	4.7	4.2				
40m	4	3.1~40.0 [15.0]	5	t	5.0	5.0	5.0	5.0	5.0	5.0	5.0	5.0	5.0						
	8	3.1~31.8 [39.5]	7.5	t	7.5	7.5	7.5	7.5	7.5	7.4	6.6	6.1	5.3						
	8	3.1~25.8 [51.1]	10	t	10.0	10.0	10.0	9.6	8.3	7.4	6.6	6.1	5.3						
35m	4	2.6~35.0 [15.0]	5	t	5.0	5.0	5.0	5.0	5.0	5.0	5.0								
	8	2.6~31.8 [28.5]	7.5	t	7.5	7.5	7.5	7.5	7.5	7.4	6.6								
	8	2.6~25.8 [44.2]	10	t	10.0	10.0	10.0	9.6	8.3	7.4	6.6								
30m	4	2.2~30.0 [15.0]	5	t	5.0	5.0	5.0	5.0	5.0										
	8	2.2~30.0 [15.0]	7.5	t	7.5	7.5	7.5	7.5	7.5										
	8	2.2~25.8 [33.4]	10	t	10.0	10.0	10.0	9.6	8.3										
25m	4	1.8~25.0 [15.0]	5	t	5.0	5.0	5.0												
	8	1.8~25.0 [15.0]	7.5	t	7.5	7.5	7.5												
	8	1.8~25.0 [15.0]	10	t	10.0	10.0	10.0												

Anchorages

An[m]	A1	A2	A3	A4	A5	A6	A7	A8	A9	A10
	30.0	51.0	72.0	93.0	114.0	135.0	156.0	177.0	198.0	-
H2 [m]	55.5	76.5	97.5	115.5	136.5	157.5	178.5	199.5	220.5 ※	-

※ Over this height please contact us

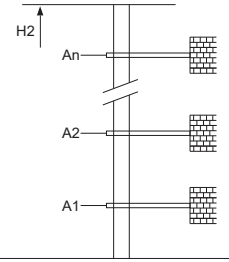

Mechanisms

60LVF25KW		m/min	0~45	0~90	45kW
		t	5.0	2.5	
		m/min	0~30	0~60	
		t	7.5	3.75	
		m/min	0~22.5	0~45	
		t	10.0	5.0	
60VVF40KW	15~80		2min10s		45kW
RCV95	rpm		0~0.6		2x5.5kW
380V 50Hz(±5%) 380V 60Hz(±5%) 440V 60Hz(±5%)			120kVA		kVA

750m
>750m※

※ Please consult us △ Option

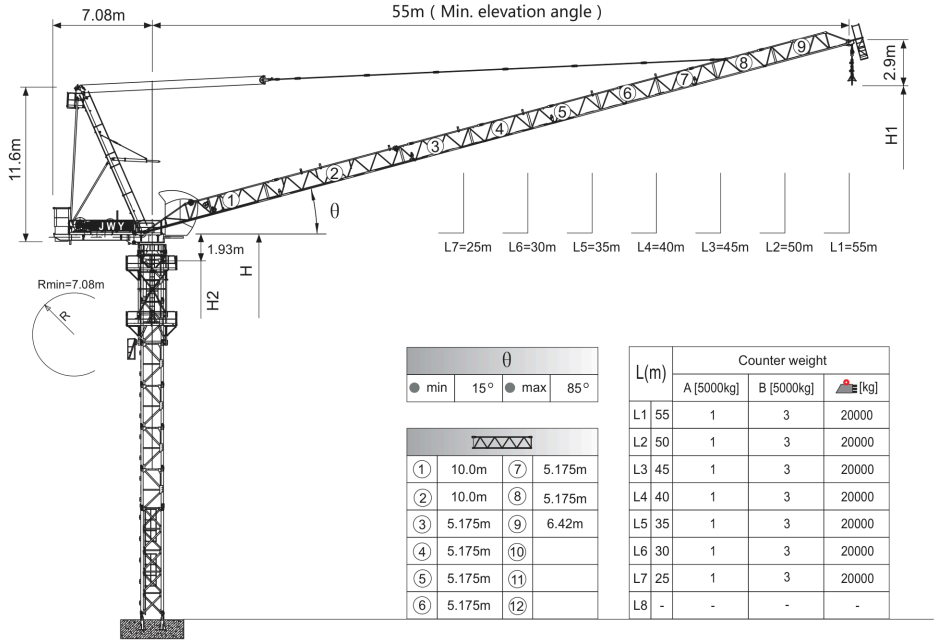

θ			
● min	15°	● max	85°

①	10.0m	⑦	5.175m
②	10.0m	⑧	5.175m
③	5.175m	⑨	6.42m
④	5.175m	⑩	
⑤	5.175m	⑪	
⑥	5.175m	⑫	

L(m)		Counter weight		
		A [5000kg]	B [5000kg]	[kg]
L1	55	1	3	20000
L2	50	1	3	20000
L3	45	1	3	20000
L4	40	1	3	20000
L5	35	1	3	20000
L6	30	1	3	20000
L7	25	1	3	20000
L8	-	-	-	-

Jib root hinge height

☑ L68B2 2.0m
■ WS≤42m/s
■ θ≤65°

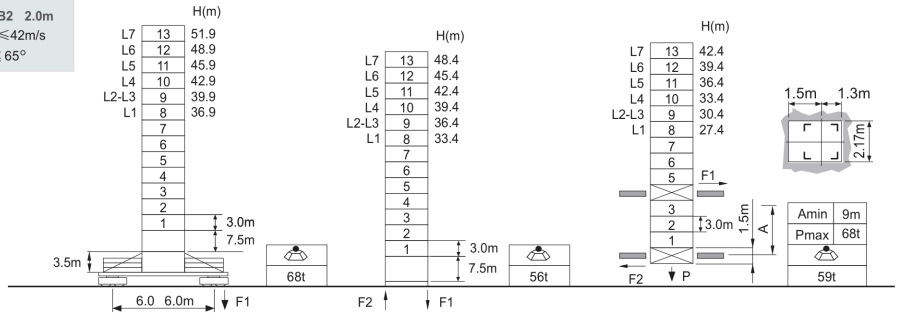

H	Jib root hinge height (not include the fixing angle)
H1	Height under hook
H2	Tower body height: H2 = [H - 1.93m]

Total weight of free standing height (excludes counter weight and ballast)
Total weight of counter weight
Please consult with us in case higher freestanding height needed.

● In service
■ Out of service
F Reactions
WS Wind Speed
Please refer to the user manual for reaction force

Load diagrams

L				Radius(max.load)	m	20	22	25	27	30	32	35	37	40	42	45	47	50	52	55
55m	5t			-37.7 m	t	5.0	5.0	5.0	5.0	5.0	5.0	5.0	5.0	4.6	4.1	3.6	3.3	2.8	2.5	2.2
50m	5t			-39.0 m	t	5.0	5.0	5.0	5.0	5.0	5.0	5.0	5.0	4.9	4.4	3.9	3.5	3.1		
		7.5t		-30.4 m	t	7.5	7.5	7.5	7.5	7.5	7.0	6.1	5.6	4.9	4.4	3.9	3.5	3.1		
			10t	-25.1 m	t	10.0	10.0	10.0	9.1	7.8	7.0	6.1	5.6	4.9	4.4	3.9	3.5	3.1		
45m	5t			-40.2 m	t	5.0	5.0	5.0	5.0	5.0	5.0	5.0	5.0	5.0	4.7	4.2				
		7.5t		-31.1 m	t	7.5	7.5	7.5	7.5	7.5	7.3	6.4	5.8	5.1	4.7	4.2				
			10t	-25.3 m	t	10.0	10.0	10.0	9.3	8.1	7.3	6.4	5.8	5.1	4.7	4.2				
40m	5t			-40.0 m	t	5.0	5.0	5.0	5.0	5.0	5.0	5.0	5.0	5.0						
		7.5t		-31.8 m	t	7.5	7.5	7.5	7.5	7.5	7.4	6.6	6.1	5.3						
			10t	-25.8 m	t	10.0	10.0	10.0	9.6	8.3	7.4	6.6	6.1	5.3						
35m	5t			-35.0 m	t	5.0	5.0	5.0	5.0	5.0	5.0	5.0								
		7.5t		-31.8 m	t	7.5	7.5	7.5	7.5	7.5	7.4	6.6								
			10t	-25.8 m	t	10.0	10.0	10.0	9.6	8.3	7.4	6.6								
30m	5t			-30.0 m	t	5.0	5.0	5.0	5.0	5.0										
		7.5t		-30.0 m	t	7.5	7.5	7.5	7.5	7.5										
			10t	-25.8 m	t	10.0	10.0	10.0	9.6	8.3										
25m	5t			-25.0 m	t	5.0	5.0	5.0												
		7.5t		-25.0 m	t	7.5	7.5	7.5												
			10t	-25.0 m	t	10.0	10.0	10.0												

Anchorages

An[m]	A1	A2	A3	A4	A5	A6	A7	A8	A9	A10
H2 [m]	30.0	51.0	72.0	93.0	114.0	135.0	156.0	177.0	198.0	-
	55.5	76.5	97.5	115.5	136.5	157.5	178.5	199.5	220.5※	-

※ Over this height please contact us

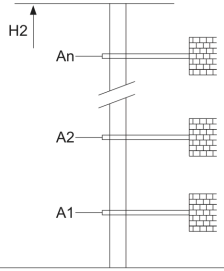

Mechanisms

75LVF25KW		m/min	0 ~ 55	0 ~ 84	0 ~ 112	55kW	750m >750m※
		t	5	2.5	1.5		
		m/min	0 ~ 36	0 ~ 56	0 ~ 74		
		t	7.5	3.75	2.2		
		m/min	0 ~ 27.5	0 ~ 42	0 ~ 56		
		t	10	5	3		
60VVF40KW		15~80	2min10s			45kW	
RVF95		rpm	0 ~ 0.6			2x5.5kW	
380V 50Hz(±5%) 380V 60Hz(±5%) 440V 60Hz(±5%)			60LVF25KW 120kVA 75LVF25KW 135kVA			kVA	

※ Please consult us △ Option

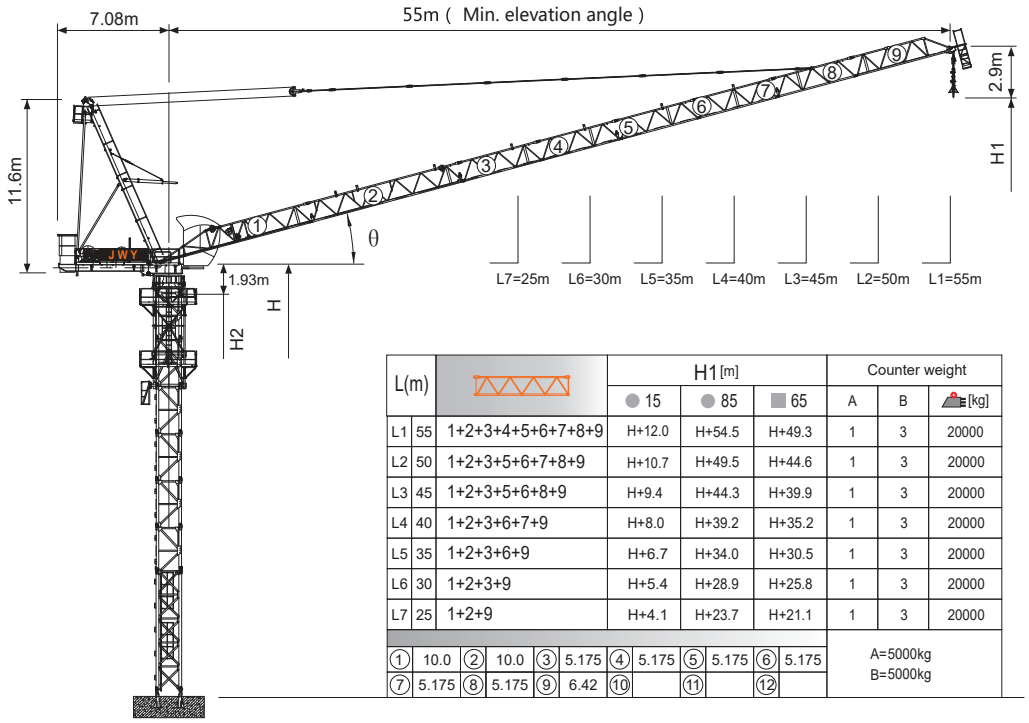

L(m)			H1 [m]			Counter weight		
			● 15	● 85	■ 65	A	B	[kg]
L1	55	1+2+3+4+5+6+7+8+9	H+12.0	H+54.5	H+49.3	1	3	20000
L2	50	1+2+3+5+6+7+8+9	H+10.7	H+49.5	H+44.6	1	3	20000
L3	45	1+2+3+5+6+8+9	H+9.4	H+44.3	H+39.9	1	3	20000
L4	40	1+2+3+6+7+9	H+8.0	H+39.2	H+35.2	1	3	20000
L5	35	1+2+3+6+9	H+6.7	H+34.0	H+30.5	1	3	20000
L6	30	1+2+3+9	H+5.4	H+28.9	H+25.8	1	3	20000
L7	25	1+2+9	H+4.1	H+23.7	H+21.1	1	3	20000

①	10.0	②	10.0	③	5.175	④	5.175	⑤	5.175	⑥	5.175	A=5000kg
⑦	5.175	⑧	5.175	⑨	6.42	⑩		⑪		⑫		B=5000kg

Jib root hinge height

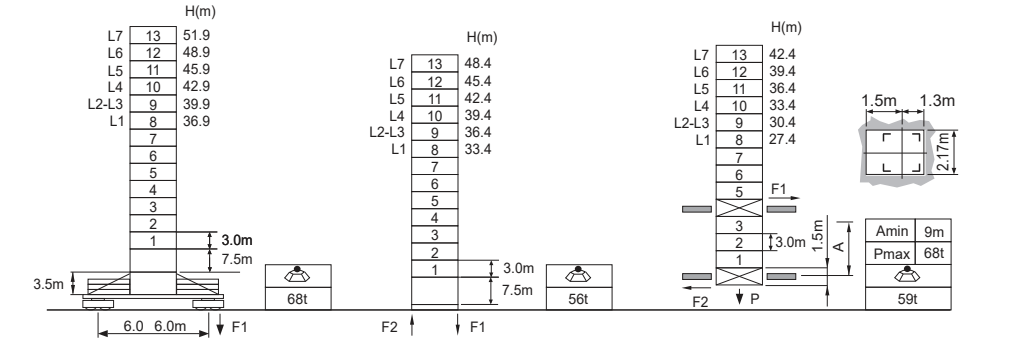

L68B2 ☑2.0m		
	H	Jib root hinge height (not include the fixing angle)
	H1	Height under hook
	H2	Tower body height: H2 = [H - 1.93m]

Total weight of free standing height (excludes counter weight and ballast)
Total weight of counter weight
Please consult with us in case higher freestanding height needed.

● In service
■ Out of service
F Reactions
Please refer to the user manual for reaction force

Load diagrams

R	falls	R(C$_{MAX}$)	C$_{MAX}$	m	20	22	25	27	30	32	35	37	40	42	45	**47**	**50**	52	55
55m		4.4~34.5 [52.4]	6	t	6.0	.6.0	6.0	6.0	6.0	6.0	5.8	5.3	4.6	4.1	3.6	3.3	2.8	2.5	2.2
50m		4.1~35.5 [46.4]	6	t	6.0	6.0	6.0	6.0	6.0	6.0	6.0	5.6	4.9	4.4	3.9	3.5	3.1		
		4.1~27.2 [58.0]	9	t	9.0	9.0	9.0	9.0	7.8	7.0	6.1	5.6	4.9	4.4	3.9	3.5	3.1		
45m		3.5~36.5 [38.1]	6	t	6.0	6.0	6.0	6.0	6.0	6.0	6.0	5.8	5.1	4.7	4.2				
		3.5~27.8 [53.0]	9	t	9.0	9.0	9.0	9.0	8.1	7.3	6.4	5.8	5.1	4.7	4.2				
		3.5~22.4 [60.8]	12	t	12.0	12.0	10.4	9.3	8.1	7.3	6.4	5.8	5.1	4.7	4.2				
40m		3.1~37.3 [25.3]	6	t	6.0	6.0	6.0	6.0	6.0	6.0	6.0	6.0	5.3						
		3.1~28.3 [46.5]	9	t	9.0	9.0	9.0	9.0	8.3	7.4	6.6	6.1	5.3						
		3.1~22.7 [56.4]	12	t	12.0	12.0	10.6	9.6	8.3	7.4	6.6	6.1	5.3						
35m		2.6~35.0 [15.0]	6	t	6.0	6.0	6.0	6.0	6.0	6.0	6.0								
		2.6~28.3 [38.2]	9	t	9.0	9.0	9.0	9.0	8.3	7.4	6.6								
		2.6~22.7 [50.7]	12	t	12.0	12.0	10.6	9.6	8.3	7.4	6.6								
30m		2.2~30.0 [15.0]	6	t	6.0	6.0	6.0	6.0	6.0										
		2.2~28.3 [24.2]	9	t	9.0	9.0	9.0	9.0	8.3										
		2.2~22.7 [42.5]	12	t	12.0	12.0	10.6	9.6	8.3										
25m		1.8~25.0 [15.0]	6	t	6.0	6.0	6.0												
		1.8~25.0 [15.0]	9	t	9.0	9.0	9.0												
		1.8~22.7 [28.5]	12	t	12.0	12.0	10.6												

Anchorages

An[m]	A1	A2	A3	A4	A5	A6	A7	A8	A9	A10
	30.0	51.0	72.0	93.0	114.0	135.0	156.0	177.0	198.0	-
H2 [m]	55.5	76.5	97.5	115.5	136.5	157.5	178.5	199.5	220.5 ※	-

※ Over this height please contact us

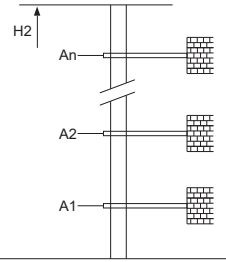

Mechanisms

	75LVF35KW		m/min	0~38	0~76
			t	6.0	3.0
			m/min	0~25	0~50
			t	9.0	4.5
			m/min	0~19	0~38
			t	12.0	6.0
					55kW
					750m
					>750m※
	60VVF40KW	15~80	2min10s		45kW
	RCV95	rpm	0~0.6		2x5.5kW
	380V 50Hz(±5%) 380V 60Hz(±5%) 440V 60Hz(±5%)		135kVA		kVA

※ Please consult us △ Option

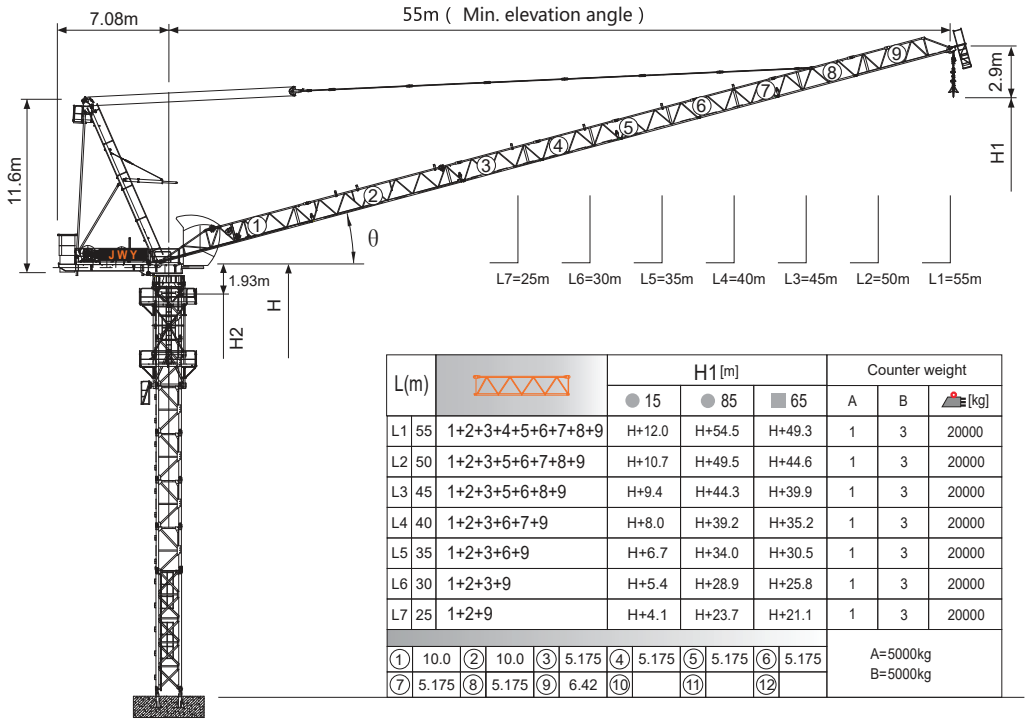

L(m)			H1 [m]			Counter weight		
			● 15	● 85	■ 65	A	B	[kg]
L1	55	1+2+3+4+5+6+7+8+9	H+12.0	H+54.5	H+49.3	1	3	20000
L2	50	1+2+3+5+6+7+8+9	H+10.7	H+49.5	H+44.6	1	3	20000
L3	45	1+2+3+5+6+8+9	H+9.4	H+44.3	H+39.9	1	3	20000
L4	40	1+2+3+6+7+9	H+8.0	H+39.2	H+35.2	1	3	20000
L5	35	1+2+3+6+9	H+6.7	H+34.0	H+30.5	1	3	20000
L6	30	1+2+3+9	H+5.4	H+28.9	H+25.8	1	3	20000
L7	25	1+2+9	H+4.1	H+23.7	H+21.1	1	3	20000

①	10.0	②	10.0	③	5.175	④	5.175	⑤	5.175	⑥	5.175	A=5000kg
⑦	5.175	⑧	5.175	⑨	6.42	⑩		⑪		⑫		B=5000kg

Jib root hinge height

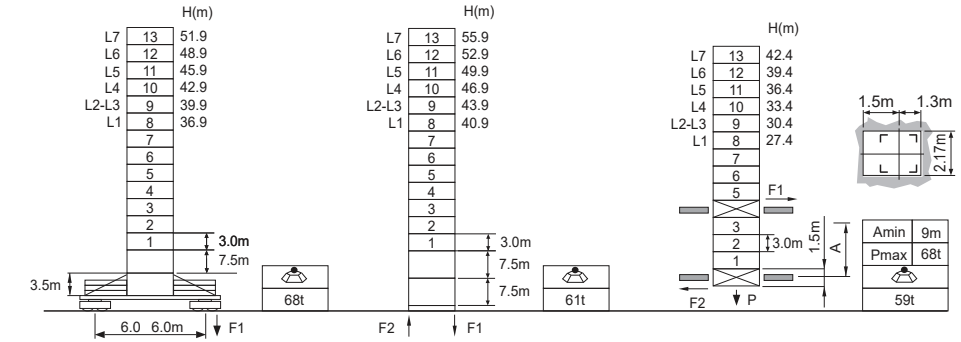

L68B2 ☑2.0m		
	H	Jib root hinge height (not include the fixing angle)
	H1	Height under hook
	H2	Tower body height: H2 = [H - 1.93m]

Total weight of free standing height (excludes counter weight and ballast)
Total weight of counter weight
Please consult with us in case higher freestanding height needed.

● In service
■ Out of service
F Reactions
Please refer to the user manual for reaction force

Load diagrams

R	falls	R(C$_{MAX}$)	C$_{MAX}$	m	20	22	25	27	30	32	35	37	40	42	45	**47**	**50**	52	55
55m		4.4~34.5 [52.4]	6	t	6.0	.6.0	6.0	6.0	6.0	6.0	5.8	5.3	4.6	4.1	3.6	3.3	2.8	2.5	2.2
50m		4.1~35.5 [46.4]	6	t	6.0	6.0	6.0	6.0	6.0	6.0	6.0	5.6	4.9	4.4	3.9	3.5	3.1		
		4.1~27.2 [58.0]	9	t	9.0	9.0	9.0	9.0	7.8	7.0	6.1	5.6	4.9	4.4	3.9	3.5	3.1		
45m		3.5~36.5 [38.1]	6	t	6.0	6.0	6.0	6.0	6.0	6.0	6.0	5.8	5.1	4.7	4.2				
		3.5~27.8 [53.0]	9	t	9.0	9.0	9.0	9.0	8.1	7.3	6.4	5.8	5.1	4.7	4.2				
		3.5~22.4 [60.8]	12	t	12.0	12.0	10.4	9.3	8.1	7.3	6.4	5.8	5.1	4.7	4.2				
40m		3.1~37.3 [25.3]	6	t	6.0	6.0	6.0	6.0	6.0	6.0	6.0	6.0	5.3						
		3.1~28.3 [46.5]	9	t	9.0	9.0	9.0	9.0	8.3	7.4	6.6	6.1	5.3						
		3.1~22.7 [56.4]	12	t	12.0	12.0	10.6	9.6	8.3	7.4	6.6	6.1	5.3						
35m		2.6~35.0 [15.0]	6	t	6.0	6.0	6.0	6.0	6.0	6.0	6.0								
		2.6~28.3 [38.2]	9	t	9.0	9.0	9.0	9.0	8.3	7.4	6.6								
		2.6~22.7 [50.7]	12	t	12.0	12.0	10.6	9.6	8.3	7.4	6.6								
30m		2.2~30.0 [15.0]	6	t	6.0	6.0	6.0	6.0	6.0										
		2.2~28.3 [24.2]	9	t	9.0	9.0	9.0	9.0	8.3										
		2.2~22.7 [42.5]	12	t	12.0	12.0	10.6	9.6	8.3										
25m		1.8~25.0 [15.0]	6	t	6.0	6.0	6.0												
		1.8~25.0 [15.0]	9	t	9.0	9.0	9.0												
		1.8~22.7 [28.5]	12	t	12.0	12.0	10.6												

Anchorages

An[m]	A1	A2	A3	A4	A5	A6	A7	A8	A9	A10
	37.5	58.5	79.5	100.5	121.5	142.5	163.5	184.5	205.5	226.5
H2 [m]	63.0	84.0	102.0	123.0	144.0	165.0	186.0	207.0	228.0	249.0 ※

※ Over this height please contact us

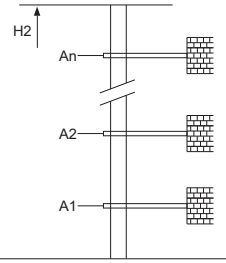

Mechanisms

	75LVF35KW		m/min	0~38	0~76	55kW
			t	6.0	3.0	
			m/min	0~25	0~50	750m
			t	9.0	4.5	>750m※
			m/min	0~19	0~38	
			t	12.0	6.0	
	60VVF40KW	15~80		2min10s		45kW
	RCV95	rpm		0~0.6		2x5.5kW
	380V 50Hz(±5%) 380V 60Hz(±5%) 440V 60Hz(±5%)			135kVA		kVA

※ Please consult us △ Option

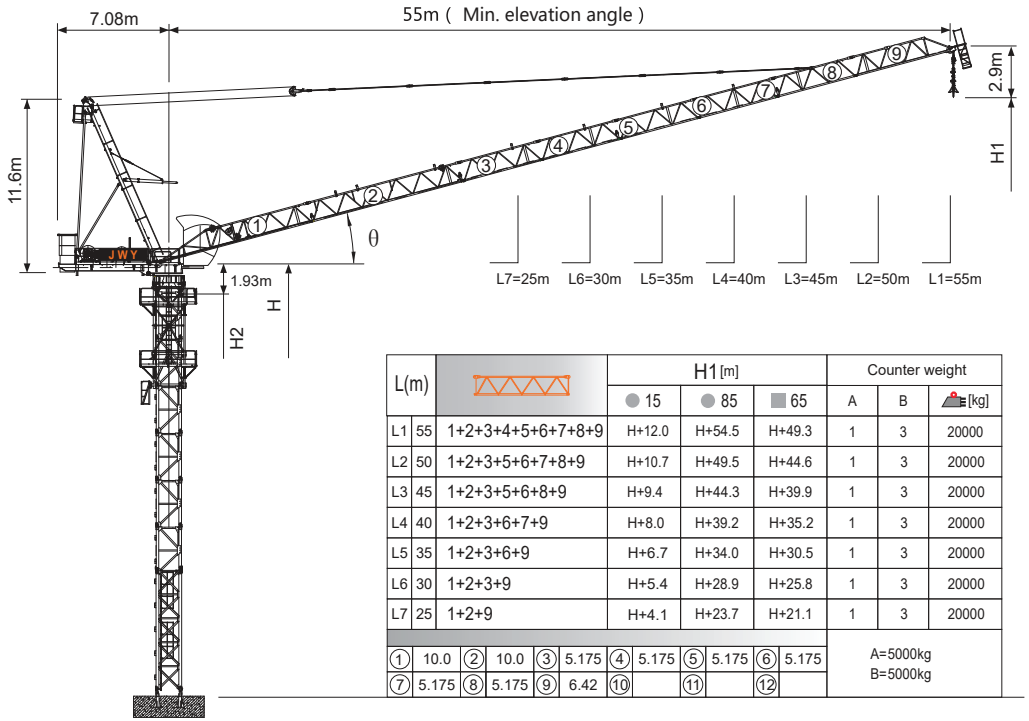

L(m)			H1 [m]			Counter weight		
			● 15	● 85	■ 65	A	B	[kg]
L1	55	1+2+3+4+5+6+7+8+9	H+12.0	H+54.5	H+49.3	1	3	20000
L2	50	1+2+3+5+6+7+8+9	H+10.7	H+49.5	H+44.6	1	3	20000
L3	45	1+2+3+5+6+8+9	H+9.4	H+44.3	H+39.9	1	3	20000
L4	40	1+2+3+6+7+9	H+8.0	H+39.2	H+35.2	1	3	20000
L5	35	1+2+3+6+9	H+6.7	H+34.0	H+30.5	1	3	20000
L6	30	1+2+3+9	H+5.4	H+28.9	H+25.8	1	3	20000
L7	25	1+2+9	H+4.1	H+23.7	H+21.1	1	3	20000

①	10.0	②	10.0	③	5.175	④	5.175	⑤	5.175	⑥	5.175	A=5000kg
⑦	5.175	⑧	5.175	⑨	6.42	⑩		⑪		⑫		B=5000kg

Jib root hinge height

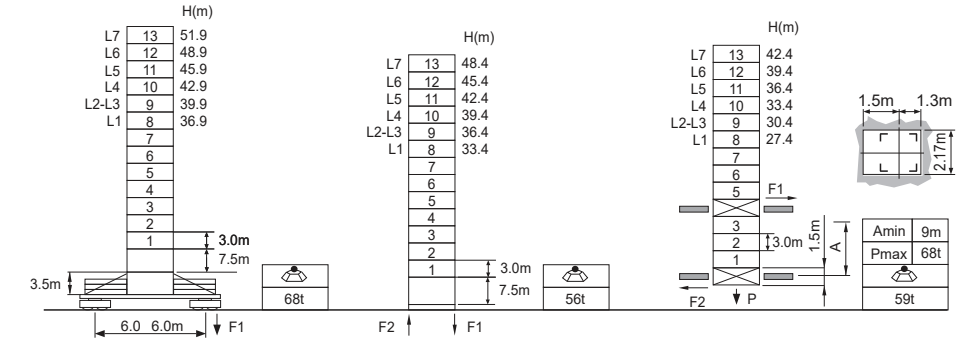

L68B2 ☑2.0m		
	H	Jib root hinge height (not include the fixing angle)
	H1	Height under hook
	H2	Tower body height: H2 = [H - 1.93m]

Total weight of free standing height (excludes counter weight and ballast)
Total weight of counter weight
Please consult with us in case higher freestanding height needed.

● In service
■ Out of service
F Reactions
Please refer to the user manual for reaction force

Load diagrams

R	falls	R(C$_{MAX}$)	C$_{MAX}$	m	20	22	25	27	30	32	35	37	40	42	45	47	50	52	55
55m		4.4~31.4 [56.2]	7	t	7.0	7.0	7.0	7.0	7.0	6.8	5.8	5.3	4.6	4.1	3.6	3.3	2.8	2.5	2.2
50m		4.1~32.0 [51.5]	7	t	7.0	7.0	7.0	7.0	7.0	7.0	6.1	5.6	4.9	4.4	3.9	3.5	3.1		
		4.1~25.1 [60.6]	10	t	10.0	10.0	10.0	9.1	7.8	7.0	6.1	5.6	4.9	4.4	3.9	3.5	3.1		
45m		3.5~33.0 [44.5]	7	t	7.0	7.0	7.0	7.0	7.0	7.0	6.4	5.8	5.1	4.7	4.2				
		3.5~25.7 [56.2]	10	t	10.0	10.0	10.0	9.3	8.1	7.3	6.4	5.8	5.1	4.7	4.2				
		3.5~19.9 [64.3]	14	t	13.9	12.3	10.4	9.3	8.1	7.3	6.4	5.8	5.1	4.7	4.2				
40m		3.1~33.7 [35.2]	7	t	7.0	7.0	7.0	7.0	7.0	7.0	6.6	6.1	5.3						
		3.1~26.1 [50.5]	10	t	10.0	10.0	10.0	9.6	8.3	7.4	6.6	6.1	5.3						
		3.1~20.1 [60.5]	14	t	14.0	12.5	10.6	9.6	8.3	7.4	6.6	6.1	5.3						
35m		2.6~33.7 [21.5]	7	t	7.0	7.0	7.0	7.0	7.0	7.0	6.6								
		2.6~26.1 [43.5]	10	t	10.0	10.0	10.0	9.6	8.3	7.4	6.6								
		2.6~20.1 [55.8]	14	t	14.0	12.5	10.6	9.6	8.3	7.4	6.6								
30m		2.2~30.0 [15.0]	7	t	7.0	7.0	7.0	7.0	7.0										
		2.2~26.1 [32.4]	10	t	10.0	10.0	10.0	9.6	8.3										
		2.2~20.1 [49.1]	14	t	14.0	12.5	10.6	9.6	8.3										
25m		1.8~25.0 [15.0]	7	t	7.0	7.0	7.0												
		1.8~25.0 [15.0]	10	t	10.0	10.0	10.0												
		1.8~20.1 [35.0]	14	t	14.0	12.5	10.6												

Anchorages

An[m]	A1	A2	A3	A4	A5	A6	A7	A8	A9	A10
	30.0	51.0	72.0	93.0	114.0	135.0	156.0	177.0	198.0	-
H2 [m]	55.5	76.5	97.5	115.5	136.5	157.5	178.5	199.5	220.5 ※	-

※ Over this height please contact us

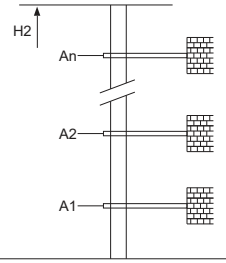

Mechanisms

75LVF35KW		m/min	0~38	0~76	55kW
		t	5.0	2.5	
		m/min	0~25	0~50	
		t	7.5	3.75	
		m/min	0~19	0~38	
		t	10.0	5.0	
60VVF40KW	15~80		2min10s		45kW
RCV95	rpm		0~0.6		2x5.5kW
380V 50Hz(±5%) 380V 60Hz(±5%) 440V 60Hz(±5%)			135kVA		kVA

750m
>750m※

※ Please consult us △ Option

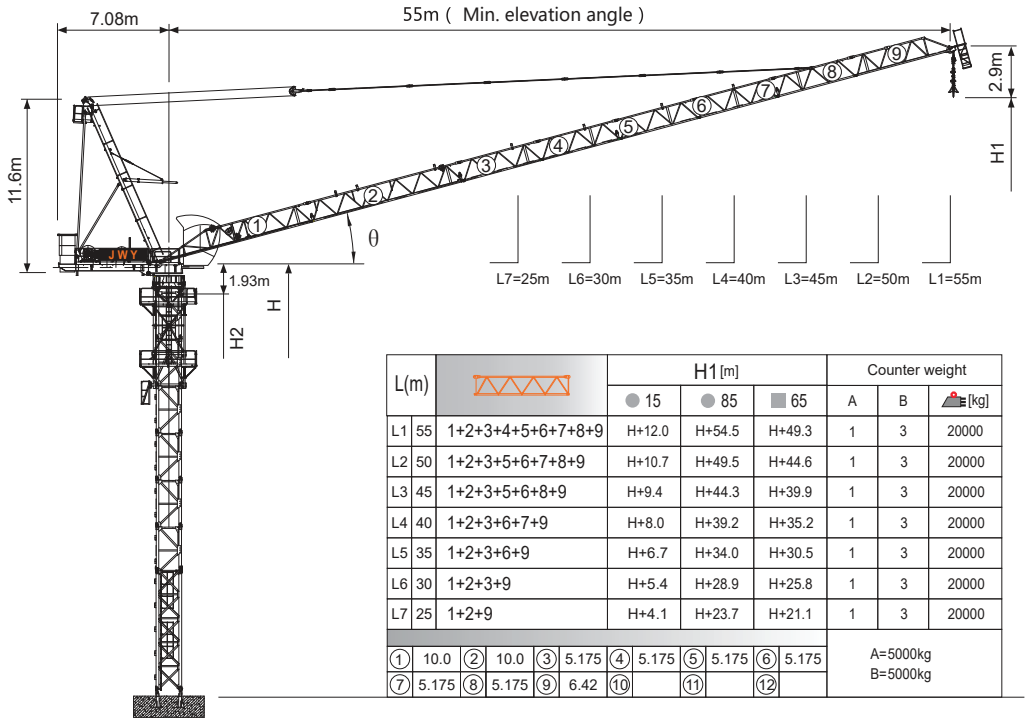

L(m)			H1 [m]			Counter weight		
			● 15	● 85	■ 65	A	B	[kg]
L1	55	1+2+3+4+5+6+7+8+9	H+12.0	H+54.5	H+49.3	1	3	20000
L2	50	1+2+3+5+6+7+8+9	H+10.7	H+49.5	H+44.6	1	3	20000
L3	45	1+2+3+5+6+8+9	H+9.4	H+44.3	H+39.9	1	3	20000
L4	40	1+2+3+6+7+9	H+8.0	H+39.2	H+35.2	1	3	20000
L5	35	1+2+3+6+9	H+6.7	H+34.0	H+30.5	1	3	20000
L6	30	1+2+3+9	H+5.4	H+28.9	H+25.8	1	3	20000
L7	25	1+2+9	H+4.1	H+23.7	H+21.1	1	3	20000

①	10.0	②	10.0	③	5.175	④	5.175	⑤	5.175	⑥	5.175	A=5000kg
⑦	5.175	⑧	5.175	⑨	6.42	⑩		⑪		⑫		B=5000kg

Jib root hinge height

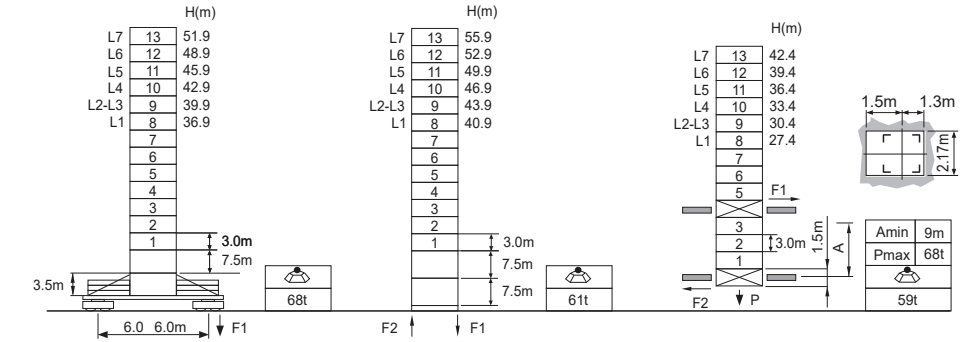

L68B2 ☐2.0m		
	H	Jib root hinge height (not include the fixing angle)
	H1	Height under hook
	H2	Tower body height: H2 = [H - 1.93m]

Total weight of free standing height (excludes counter weight and ballast)
Total weight of counter weight
Please consult with us in case higher freestanding height needed.

● In service
■ Out of service
F Reactions
Please refer to the user manual for reaction force

Load diagrams

R	falls	R(C$_{MAX}$)	C$_{MAX}$	m	20	22	25	27	30	32	35	37	40	42	45	47	50	52	55
55m		4.4~31.4 [56.2]	7	t	7.0	7.0	7.0	7.0	7.0	6.8	5.8	5.3	4.6	4.1	3.6	3.3	2.8	2.5	2.2
50m		4.1~32.0 [51.5]	7	t	7.0	7.0	7.0	7.0	7.0	7.0	6.1	5.6	4.9	4.4	3.9	3.5	3.1		
		4.1~25.1 [60.6]	10	t	10.0	10.0	10.0	9.1	7.8	7.0	6.1	5.6	4.9	4.4	3.9	3.5	3.1		
45m		3.5~33.0 [44.5]	7	t	7.0	7.0	7.0	7.0	7.0	7.0	6.4	5.8	5.1	4.7	4.2				
		3.5~25.7 [56.2]	10	t	10.0	10.0	10.0	9.3	8.1	7.3	6.4	5.8	5.1	4.7	4.2				
		3.5~19.9 [64.3]	14	t	13.9	12.3	10.4	9.3	8.1	7.3	6.4	5.8	5.1	4.7	4.2				
40m		3.1~33.7 [35.2]	7	t	7.0	7.0	7.0	7.0	7.0	7.0	6.6	6.1	5.3						
		3.1~26.1 [50.5]	10	t	10.0	10.0	10.0	9.6	8.3	7.4	6.6	6.1	5.3						
		3.1~20.1 [60.5]	14	t	14.0	12.5	10.6	9.6	8.3	7.4	6.6	6.1	5.3						
35m		2.6~33.7 [21.5]	7	t	7.0	7.0	7.0	7.0	7.0	7.0	6.6								
		2.6~26.1 [43.5]	10	t	10.0	10.0	10.0	9.6	8.3	7.4	6.6								
		2.6~20.1 [55.8]	14	t	14.0	12.5	10.6	9.6	8.3	7.4	6.6								
30m		2.2~30.0 [15.0]	7	t	7.0	7.0	7.0	7.0	7.0										
		2.2~26.1 [32.4]	10	t	10.0	10.0	10.0	9.6	8.3										
		2.2~20.1 [49.1]	14	t	14.0	12.5	10.6	9.6	8.3										
25m		1.8~25.0 [15.0]	7	t	7.0	7.0	7.0												
		1.8~25.0 [15.0]	10	t	10.0	10.0	10.0												
		1.8~20.1 [35.0]	14	t	14.0	12.5	10.6												

Anchorages

An[m]	A1	A2	A3	A4	A5	A6	A7	A8	A9	A10
	37.5	58.5	79.5	100.5	121.5	142.5	163.5	184.5	205.5	226.5
H2 [m]	63.0	84.0	102.0	123.0	144.0	165.0	186.0	207.0	228.0	249.0 ※

※ Over this height please contact us

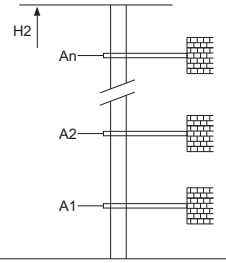

Mechanisms

	75LVF35KW		m/min	0~38	0~76	55kW
			t	7.0	3.5	
			m/min	0~25	0~50	750m
			t	10.0	5.0	>750m※
			m/min	0~19	0~38	
			t	14.0	7.0	
	60VVF40KW	15~80		2min10s		45kW
	RCV95	rpm		0~0.6		2x5.5kW
	380V 50Hz(±5%) 380V 60Hz(±5%) 440V 60Hz(±5%)			135kVA		kVA

※ Please consult us △ Option

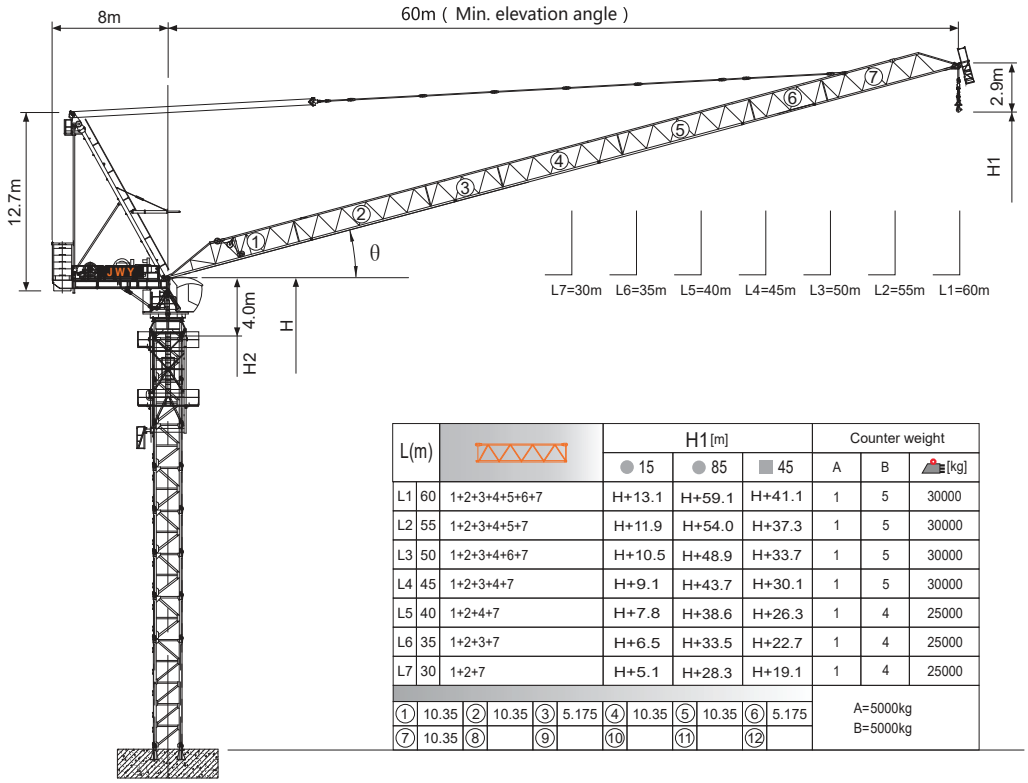

L(m)			H1[m]			Counter weight		
			● 15	● 85	■ 45	A	B	[kg]
L1	60	1+2+3+4+5+6+7	H+13.1	H+59.1	H+41.1	1	5	30000
L2	55	1+2+3+4+5+7	H+11.9	H+54.0	H+37.3	1	5	30000
L3	50	1+2+3+4+6+7	H+10.5	H+48.9	H+33.7	1	5	30000
L4	45	1+2+3+4+7	H+9.1	H+43.7	H+30.1	1	5	30000
L5	40	1+2+4+7	H+7.8	H+38.6	H+26.3	1	4	25000
L6	35	1+2+3+7	H+6.5	H+33.5	H+22.7	1	4	25000
L7	30	1+2+7	H+5.1	H+28.3	H+19.1	1	4	25000

①	10.35	②	10.35	③	5.175	④	10.35	⑤	10.35	⑥	5.175	A=5000kg
⑦	10.35	⑧		⑨		⑩		⑪		⑫		B=5000kg

Jib root hinge height

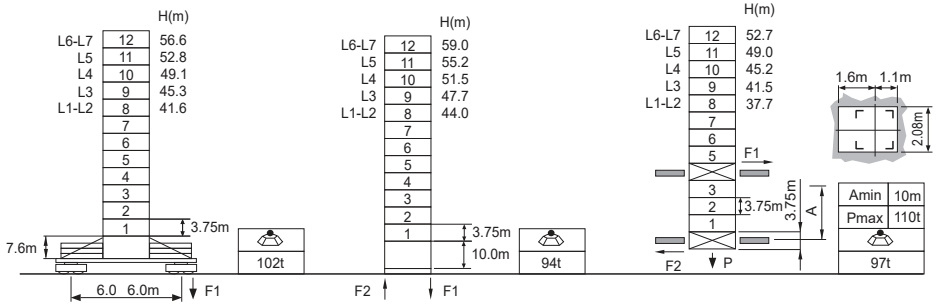

H20 ⍁1.95m		
	H	Jib root hinge height (not include the fixing angle)
	H1	Height under hook
	H2	Tower body height: H2 = [H - 4.0m]

△ Total weight of free standing height (excludes counter weight and ballast)
▲ Total weight of counter weight
Please consult with us in case higher freestanding height needed.

● In service
■ Out of service
F Reactions
Please refer to the user manual for reaction force

Load diagrams

R	falls	R(C$_{MAX}$)	C$_{MAX}$	m	20	22	25	27	30	32	35	37	40	42	45	**47**	**50**	52	55	57	60
60m		5.4~40.4 [49.4]	9	t	9.0	9.0	9.0	9.0	9.0	9.0	9.0	9.0	9.0	8.4	7.4	6.8	6.0	5.6	4.9	4.5	4.0
		5.4~31.2 [59.8]	13.5	t	13.5	13.5	13.5	13.5	13.5	13.0	11.3	10.4	9.1	8.4	7.4	6.8	6.0	5.6	4.9	4.5	4.0
55m		5.0~41.1 [43.8]	9	t	9.0	9.0	9.0	9.0	9.0	9.0	9.0	9.0	9.0	8.7	7.7	7.1	6.3	5.8	5.2		
		5.0~31.6 [56.3]	13.5	t	13.5	13.5	13.5	13.5	13.5	13.2	11.6	10.6	9.4	8.7	7.7	7.1	6.3	5.8	5.2		
		5.0~25.7 [63.2]	18	t	18.0	18.0	18.0	16.8	14.5	13.2	11.6	10.6	9.4	8.7	7.7	7.1	6.3	5.8	5.2		
50m		4.5~41.6 [36.5]	9	t	9.0	9.0	9.0	9.0	9.0	9.0	9.0	9.0	9.0	8.9	7.9	7.3	6.5				
		4.5~32.0 [51.7]	13.5	t	13.5	13.5	13.5	13.5	13.5	13.5	11.8	10.9	9.6	8.9	7.9	7.3	6.5				
		4.5~25.9 [60.0]	18	t	18.0	18.0	18.0	17.0	14.8	13.5	11.8	10.9	9.6	8.9	7.9	7.3	6.5				
45m		4.1~41.6 [26.8]	9	**t**	9.0	9.0	9.0	9.0	9.0	9.0	9.0	9.0	9.0	8.9	7.9						
		4.1~32.0 [46.5]	13.5	**t**	13.5	13.5	13.5	13.5	13.5	13.5	11.8	10.9	9.6	8.9	7.9						
		4.1~25.9 [56.2]	18	**t**	18.0	18.0	18.0	17.0	14.8	13.5	11.8	10.9	9.6	8.9	7.9						
40m		3.6~40.0 [15.0]	9	t	9.0	9.0	9.0	9.0	9.0	9.0	9.0	9.0	9.0								
		3.6~32.0 [39.5]	13.5	t	13.5	13.5	13.5	13.5	13.5	13.5	11.8	10.9	9.6								
		3.6~25.9 [51.2]	18	t	18.0	18.0	18.0	17.0	14.8	13.5	11.8	10.9	9.6								
35m		3.2~35.0 [15.0]	9	**t**	9.0	9.0	9.0	9.0	9.0	9.0	9.0										
		3.2~32.0 [27.7]	13.5	**t**	13.5	13.5	13.5	13.5	13.5	13.5	11.8										
		3.2~25.9 [44.3]	18	**t**	18.0	18.0	18.0	17.0	14.8	13.5	11.8										
30m		2.7~30.0 [15.0]	9	t	9.0	9.0	9.0	9.0	9.0												
		2.7~30.0 [15.0]	13.5	t	13.5	13.5	13.5	13.5	13.5												
		2.7~25.9 [33.5]	18	t	18.0	18.0	18.0	17.0	14.8												

Anchorages

An[m]	A1	A2	A3	A4	A5	A6	A7	A8	A9	A10
	38.1	60.6	83.1	105.6	128.1	150.6	173.1	195.6	218.1	-
H2 [m]	66.2	88.7	107.5	130.0	152.5	175.0	197.5	220.0	242.5※	-

※ Over this height please contact us

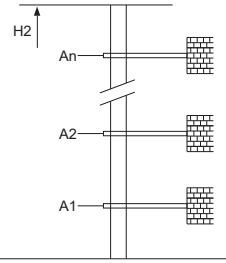

Mechanisms

100LVF45KW-Q		m/min	0~38	0~76	75kW
		t	9	4.5	
		m/min	0~25	0~50	
		t	13.5	6.75	
		m/min	0~19	0~38	
		t	18	9	
75VVF45KW	15~80		2min40s		55kW
RCV145	rpm		0~0.6		2x7.5kW
380V 50Hz(±5%) 380V 60Hz(±5%) 440V 60Hz(±5%)			175kVA		kVA

700m
>700m※

※ Please consult us △ Option

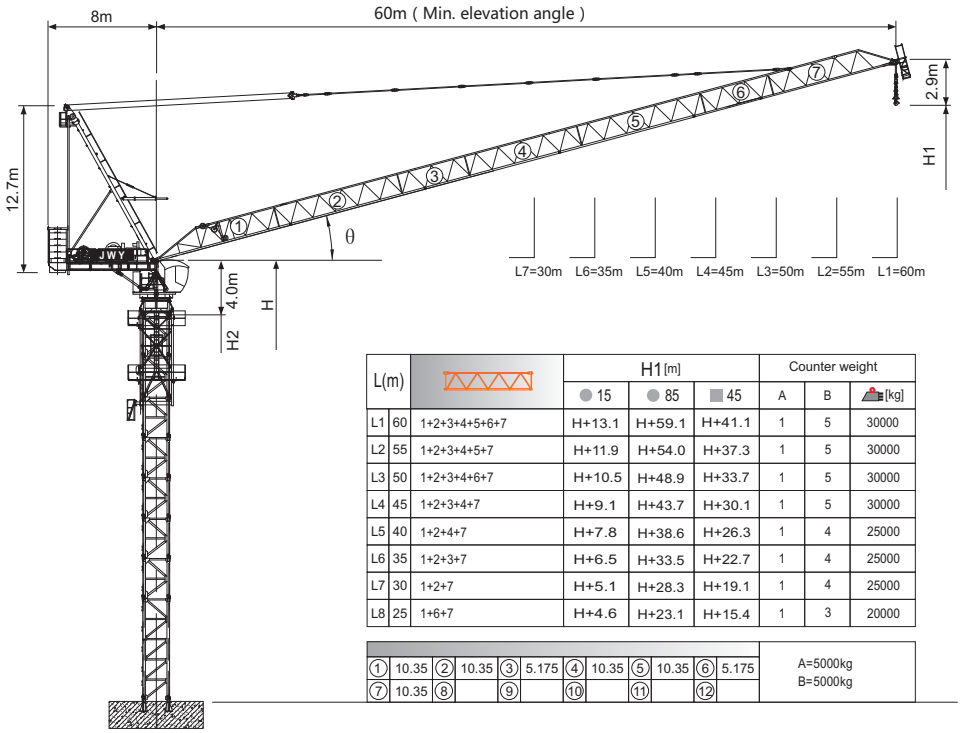

L(m)			H1[m] ● 15	● 85	■ 45	Counter weight A	B	[kg]
L1	60	1+2+3+4+5+6+7	H+13.1	H+59.1	H+41.1	1	5	30000
L2	55	1+2+3+4+5+7	H+11.9	H+54.0	H+37.3	1	5	30000
L3	50	1+2+3+4+6+7	H+10.5	H+48.9	H+33.7	1	5	30000
L4	45	1+2+3+4+7	H+9.1	H+43.7	H+30.1	1	5	30000
L5	40	1+2+4+7	H+7.8	H+38.6	H+26.3	1	4	25000
L6	35	1+2+3+7	H+6.5	H+33.5	H+22.7	1	4	25000
L7	30	1+2+7	H+5.1	H+28.3	H+19.1	1	4	25000
L8	25	1+6+7	H+4.6	H+23.1	H+15.4	1	3	20000

①	10.35	②	10.35	③	5.175	④	10.35	⑤	10.35	⑥	5.175	A=5000kg
⑦	10.35	⑧		⑨		⑩		⑪		⑫		B=5000kg

Jib root hinge height

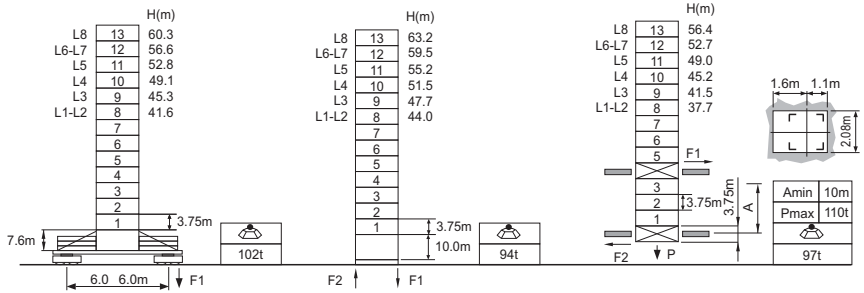

H20 ☑1.95m		
	H	Jib root hinge height (not include the fixing angle)
	H1	Height under hook
	H2	Tower body height: H2 = [H - 4.0m]

Total weight of free standing height (excludes counter weight and ballast)
Total weight of counter weight
Please consult with us in case higher freestanding height needed.

● In service
■ Out of service
F Reactions

Please refer to the user manual for reaction force

Load diagrams

R	falls	R(Cmax)	Cmax	m	20	22	25	27	30	32	35	37	40	42	45	47	50	52	55	57	60
60m		5.4~40.4 [49.4]	9	t	9.0	9.0	9.0	9.0	9.0	9.0	9.0	9.0	9.0	8.4	7.4	6.8	6.0	5.6	4.9	4.5	4.0
		5.4~31.2 [59.8]	13.5	t	13.5	13.5	13.5	13.5	13.5	13.0	11.3	10.4	9.1	8.4	7.4	6.8	6.0	5.6	4.9	4.5	4.0
55m		5.0~41.1 [43.8]	9	t	9.0	9.0	9.0	9.0	9.0	9.0	9.0	9.0	9.0	8.7	7.7	7.1	6.3	5.8	5.2		
		5.0~31.6 [56.3]	13.5	t	13.5	13.5	13.5	13.5	13.5	13.2	11.6	10.6	9.4	8.7	7.7	7.1	6.3	5.8	5.2		
		5.0~25.7 [63.2]	18	t	18.0	18.0	18.0	16.8	14.5	13.2	11.6	10.6	9.4	8.7	7.7	7.1	6.3	5.8	5.2		
50m		4.5~41.6 [36.5]	9	t	9.0	9.0	9.0	9.0	9.0	9.0	9.0	9.0	9.0	8.9	7.9	7.3	6.5				
		4.5~32.0 [51.7]	13.5	t	13.5	13.5	13.5	13.5	13.5	13.5	11.8	10.9	9.6	8.9	7.9	7.3	6.5				
		4.5~25.9 [60.0]	18	t	18.0	18.0	18.0	17.0	14.8	13.5	11.8	10.9	9.6	8.9	7.9	7.3	6.5				
45m		4.1~41.6 [26.8]	9	t	9.0	9.0	9.0	9.0	9.0	9.0	9.0	9.0	9.0	8.9	7.9						
		4.1~32.0 [46.5]	13.5	t	13.5	13.5	13.5	13.5	13.5	13.5	11.8	10.9	9.6	8.9	7.9						
		4.1~25.9 [56.2]	18	t	18.0	18.0	18.0	17.0	14.8	13.5	11.8	10.9	9.6	8.9	7.9						
40m		3.6~40.0 [15.0]	9	t	9.0	9.0	9.0	9.0	9.0	9.0	9.0	9.0	9.0								
		3.6~32.0 [39.5]	13.5	t	13.5	13.5	13.5	13.5	13.5	13.5	11.8	10.9	9.6								
		3.6~25.9 [51.2]	18	t	18.0	18.0	18.0	17.0	14.8	13.5	11.8	10.9	9.6								
35m		3.2~35.0 [15.0]	9	t	9.0	9.0	9.0	9.0	9.0	9.0	9.0										
		3.2~32.0 [27.7]	13.5	t	13.5	13.5	13.5	13.5	13.5	13.5	11.8										
		3.2~25.9 [44.3]	18	t	18.0	18.0	18.0	17.0	14.8	13.5	11.8										
30m		2.7~30.0 [15.0]	9	t	9.0	9.0	9.0	9.0	9.0												
		2.7~30.0 [15.0]	13.5	t	13.5	13.5	13.5	13.5	13.5												
		2.7~25.9 [33.5]	18	t	18.0	18.0	18.0	17.0	14.8												
25m		2.3~25.0 [15.0]	9	t	9.0	9.0	9.0														
		2.3~25.0 [15.0]	13.5	t	13.5	13.5	13.5														
		2.3~25.0 [15.0]	18	t	18.0	18.0	18.0														

Mechanisms

	120LVF45KW		m/min	0~50	0~100	90kW
			t	9	4.5	
			m/min	0~33	0~66	
			t	13.5	6.75	
			m/min	0~25	0~50	700m >700m※
			t	18	9	
	75VVF45KW	15~80		2min40s		55kW
	RCV145	rpm		0~0.6		2x7.5kW
	380V 50Hz(±5%) 380V 60Hz(±5%) 440V 60Hz(±5%)			190kVA		kVA

※ Please consult us △ Option

Anchorages

	A1	A2	A3	A4	A5	A6	A7	A8	A9	A10
An[m]	38.1	60.6	83.1	105.6	128.1	150.6	173.1	195.6	218.1	-
H2 [m]	66.2	88.7	107.5	130.0	152.5	175.0	197.5	220.0	242.5※	-

※ Over this height please contact us

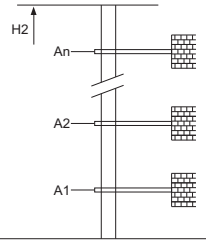

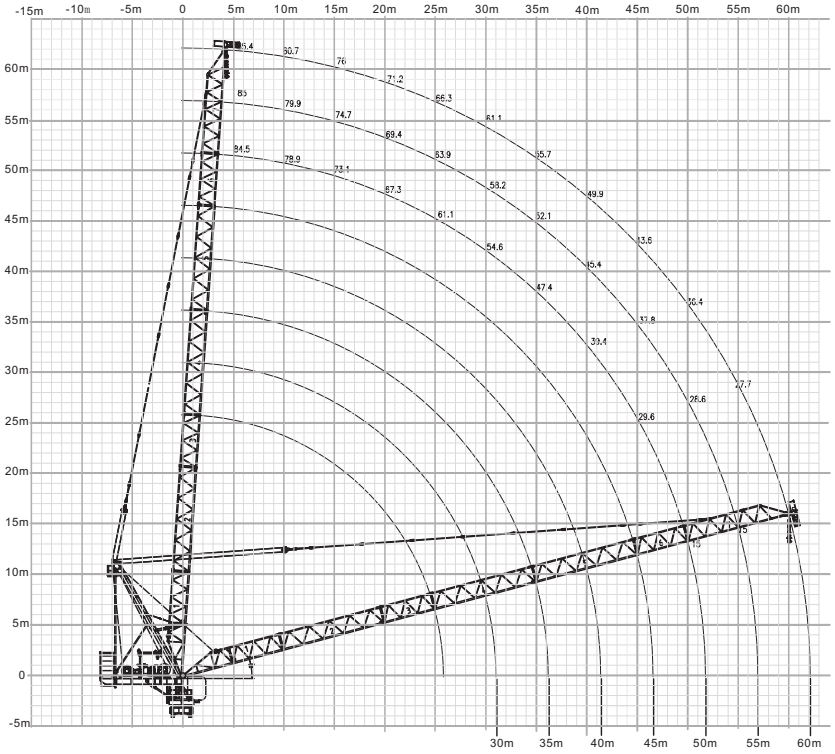



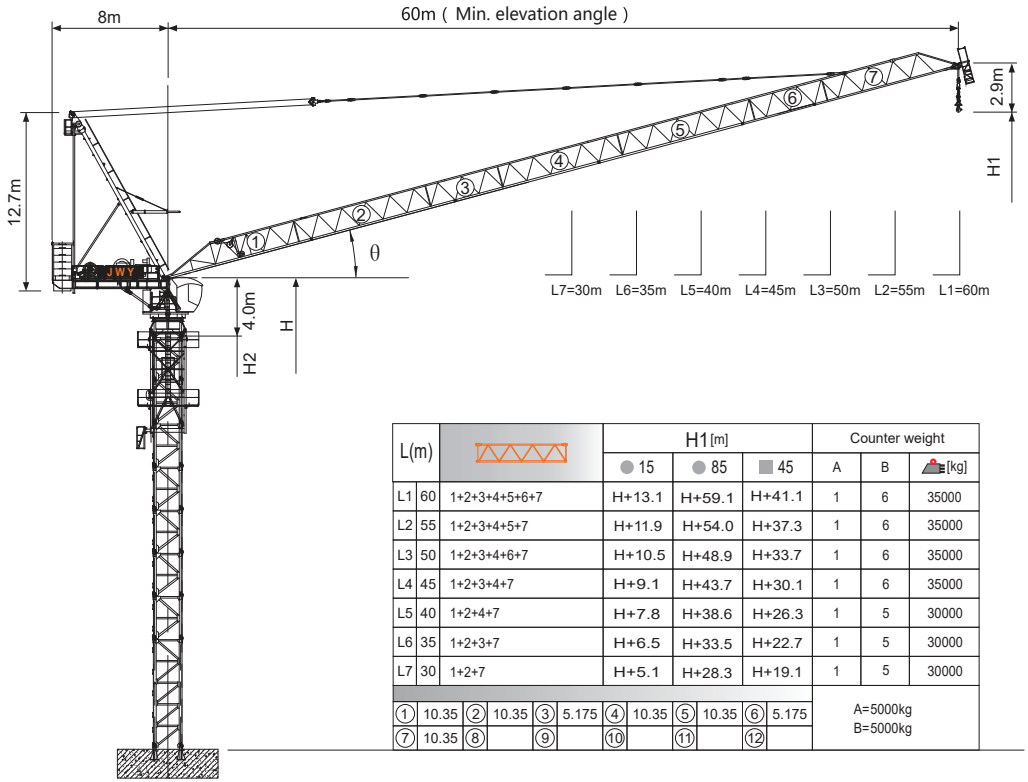

L(m)			H1[m] 15	H1[m] 85	H1[m] 45	Counter weight A	Counter weight B	Counter weight [kg]
L1	60	1+2+3+4+5+6+7	H+13.1	H+59.1	H+41.1	1	6	35000
L2	55	1+2+3+4+5+7	H+11.9	H+54.0	H+37.3	1	6	35000
L3	50	1+2+3+4+6+7	H+10.5	H+48.9	H+33.7	1	6	35000
L4	45	1+2+3+4+7	H+9.1	H+43.7	H+30.1	1	6	35000
L5	40	1+2+4+7	H+7.8	H+38.6	H+26.3	1	5	30000
L6	35	1+2+3+7	H+6.5	H+33.5	H+22.7	1	5	30000
L7	30	1+2+7	H+5.1	H+28.3	H+19.1	1	5	30000

① 10.35 ② 10.35 ③ 5.175 ④ 10.35 ⑤ 10.35 ⑥ 5.175
⑦ 10.35 ⑧ ⑨ ⑩ ⑪ ⑫

A=5000kg
B=5000kg

Jib root hinge height

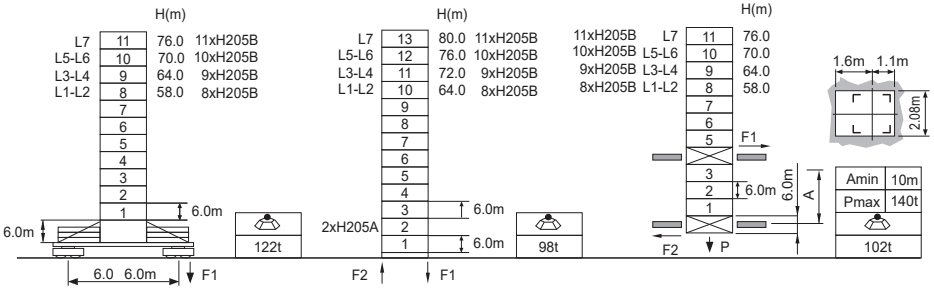

H205B 2.27x2.29m H205A 2.32x2.34m	H	Jib root hinge height (not include the fixing angle)
	H1	Height under hook
	H2	Tower body height: H2 = [H - 4.0m]

Total weight of free standing height (excludes counter weight and ballast)
Total weight of counter weight
Please consult with us in case higher freestanding height needed.

● In service
■ Out of service
F Reactions
Please refer to the user manual for reaction force

Load diagrams

R	falls	R(C_MAX)	C_MAX	m	20	22	25	27	30	32	35	37	40	42	45	47	50	52	55	57	60
60m	4	5.4~37.7 [52.6]	12	t	12.0	12.0	12.0	12.0	12.0	12.0	12.0	12.0	10.9	10.1	8.9	8.3	7.4	6.8	6.1	5.6	5.0
	2	5.0~38.5 [47.4]	12	t	12.0	12.0	12.0	12.0	12.0	12.0	12.0	12.0	11.3	10.4	9.3	8.6	7.7	7.2	6.4		
55m	2	5.0~29.0 [59.3]	18	t	18.0	18.0	18.0	18.0	17.2	15.7	13.8	12.7	11.3	10.4	9.3	8.6	7.7	7.2	6.4		
	4	4.5~39.2 [40.8]	12	t	12.0	12.0	12.0	12.0	12.0	12.0	12.0	12.0	11.6	10.8	9.1	9.0	8.1				
50m	2	4.5~29.4 [55.4]	18	t	18.0	18.0	18.0	18.0	17.5	16.1	14.2	13.0	11.6	10.8	9.1	9.0	8.1				
	2	4.5~23.5 [63.0]	24	t	24.0	24.0	22.2	20.1	17.5	16.1	14.2	13.0	11.6	10.8	9.1	9.0	8.1				
	4	4.1~39.2 [32.6]	12	t	12.0	12.0	12.0	12.0	12.0	12.0	12.0	12.0	11.6	10.8	9.1						
45m	2	4.1~29.4 [50.8]	18	t	18.0	18.0	18.0	18.0	17.5	16.1	14.2	13.0	11.6	10.8	9.1						
	2	4.1~23.5 [59.7]	24	t	24.0	24.0	22.2	20.1	17.5	16.1	14.2	13.0	11.6	10.8	9.1						
	4	3.6~39.2 [18.6]	12	t	12.0	12.0	12.0	12.0	12.0	12.0	12.0	12.0	11.6								
40m	2	3.6~29.4 [44.8]	18	t	18.0	18.0	18.0	18.0	17.5	16.1	14.2	13.0	11.6								
	2	3.6~23.5 [55.4]	24	t	24.0	24.0	22.2	20.1	17.5	16.1	14.2	13.0	11.6								
	4	3.2~35.0 [15.0]	12	t	12.0	12.0	12.0	12.0	12.0	12.0	12.0										
35m	2	3.2~29.4 [35.8]	18	t	18.0	18.0	18.0	18.0	17.5	16.1	14.2										
	2	3.2~23.5 [49.5]	24	t	24.0	24.0	22.2	20.1	17.5	16.1	14.2										
	4	2.7~30.0 [15.0]	12	t	12.0	12.0	12.0	12.0	12.0												
30m	2	2.7~29.4 [18.8]	18	t	18.0	18.0	18.0	18.0	17.5												
	2	2.7~23.5 [40.8]	24	t	24.0	24.0	22.2	20.1	17.5												

Anchorages

An[m]	A1	A2	A3	A4	A5	A6	A7	A8	A9	A10
	57.0	93.0	129.0	165.0	201.0	237.0	273.0	309.0	-	-
H2 [m]	102.0	132.0	168.0	204.0	240.0	276.0	312.0	348.0 ※	-	-

※ Over this height please contact us

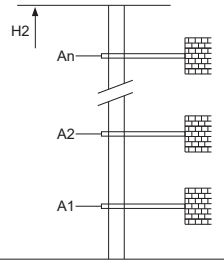

Mechanisms

	120LVF60KW		m/min	0~36	0~72	90kW
			t	12	6.0	
			m/min	0~24	0~48	1000m
			t	18	9.0	>1000m※
			m/min	0~18	0~36	
			t	24	12.0	
	100VVF55KW	15~80		2min40s		75kW
	RCV145	rpm		0~0.6		2x7.5kW
	380V 50Hz(±5%) 380V 60Hz(±5%) 440V 60Hz(±5%)			220kVA		kVA

※ Please consult us △ Option

JTL620 K50

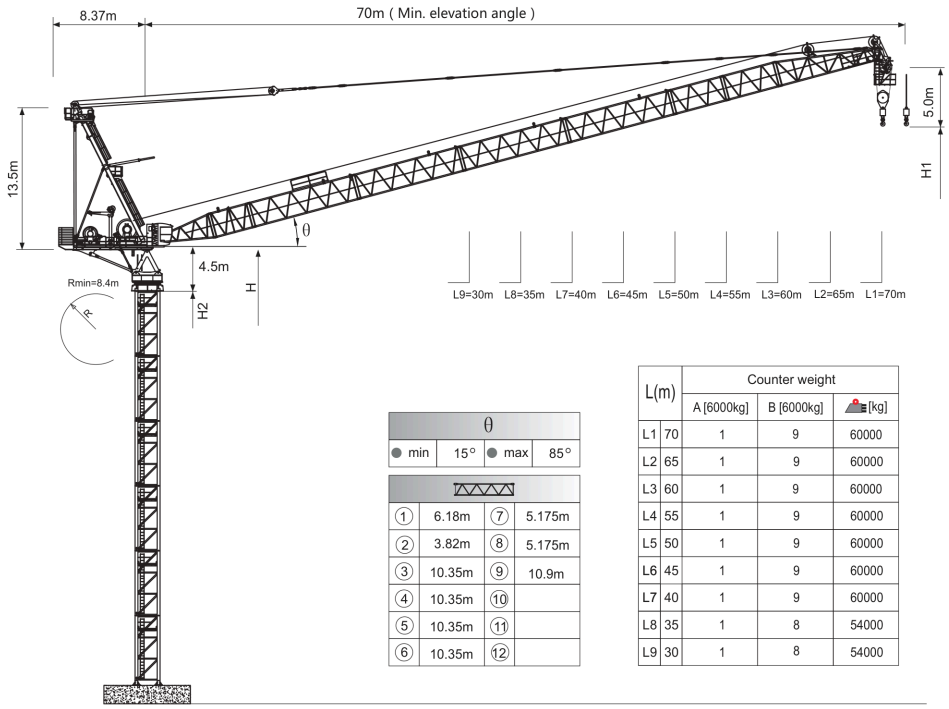

θ			
● min	15°	● max	85°

①	6.18m	⑦	5.175m
②	3.82m	⑧	5.175m
③	10.35m	⑨	10.9m
④	10.35m	⑩	
⑤	10.35m	⑪	
⑥	10.35m	⑫	

L(m)		Counter weight		
		A [6000kg]	B [6000kg]	[kg]
L1	70	1	9	60000
L2	65	1	9	60000
L3	60	1	9	60000
L4	55	1	9	60000
L5	50	1	9	60000
L6	45	1	9	60000
L7	40	1	9	60000
L8	35	1	8	54000
L9	30	1	8	54000

Load diagrams

L			Radius(max.load)	m	17	20	22	25	27	30	32	35	37	40	42	45	47	50	52	55	57	60	62	65	67	70
70m	25t		6.2-31.9 m	t				25				21.6	19.6	17.1	15.6	13.6	12.4	10.8	9.8	8.5	7.6	6.5	5.8	4.9	4.3	3.5
65m	25t		5.8-32.3 m	t				25				22.1	20.2	17.7	16.2	14.2	13.1	11.5	10.5	9.2	8.4	7.3	6.6	5.7		
		40t	5.8-22.7 m	t		40			35.1	31.5	26.9	24.4	21.1	19.2	16.7	15.2	13.2	12.1	10.5	9.5	8.2	7.4	6.3	5.6	4.7	
60m	25t		5.4-32.8 m	t				25				22.7	20.8	18.3	16.8	14.9	13.7	12.1	11.2	9.9	9.1	8.0				
		50t	5.4-19.2 m	t	50	47.9	42.6	35.6	32.0	27.5	24.9	21.7	19.8	17.3	15.8	13.9	12.7	11.1	10.2	8.9	8.1	7.0				
55m	25t		5.0-33.3 m	t				25				23.3	21.4	18.9	17.5	15.5	14.4	12.8	11.8	10.5						
		50t	5.0-19.4 m	t	50	48.4	42.8	36.2	32.6	28.1	25.6	22.3	20.4	17.9	16.5	14.5	13.4	11.8	10.8	9.5						
50m	25t		4.5-33.9 m	t				25				22.7	20.8	18.3	16.8	14.9	13.7	12.1								
		50t	4.5-19.6 m	t	50.0	47.9	42.6	35.6	32.0	27.5	24.9	21.7	19.8	17.3	15.8	13.9	12.7	11.1								
45m	25t		4.1-34.6 m	t				25				24.6	22.8	20.3	18.8	16.9										
		50t	4.1-19.8 m	t	50	49.4	44.0	37.4	33.8	29.4	26.8	23.6	21.8	19.3	17.8	15.9										
40m	25t		3.6-35.4 m	t				25					23.5	21.0												
		50t	3.6-20.0 m	t	50		44.7	38.2	34.6	30.1	27.6	24.4	22.5	20.0												
35m	25t		3.2-35.0 m	t				25																		
		50t	3.2-20.2 m	t	50		45.4	38.8	35.2	30.8	28.3	25.0														
30m	25t		2.7-30.0 m	t				25																		
		50t	2.7-20.5 m	t	50		44.7	38.2	34.6	30.1																

Anchorages

	A1	A2	A3	A4	A5	A6	A7	A8	A9	A10
An[m]	-	-	-	-	-	-	-	-	-	-
H2 [m]	-	-	-	-	-	-	-	-	-	-

※ Over this height please contact us

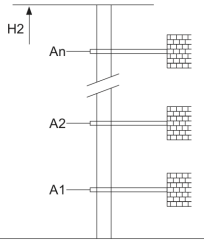

Jib root hinge height

☑ HD23 2.3m
■ WS≤42m/s
■ θ ≤ 65°

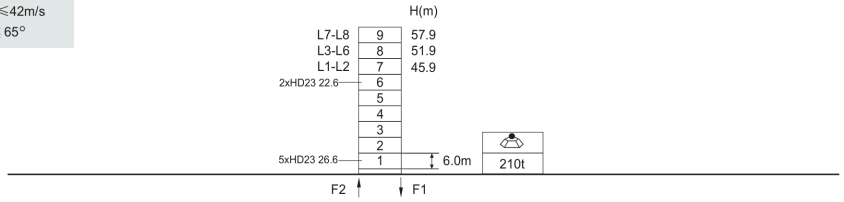

H	Jib root hinge height (not include the fixing angle)
H1	Height under hook
H2	Tower body height: H2 = [H - 4.5m]

Total weight of free standing height (excludes counter weight and ballast)
Total weight of counter weight
Please consult with us in case higher freestanding height needed.

● In service
■ Out of service
F Reactions
WS Wind Speed
Please refer to the user manual for reaction force

Mechanisms

	200LVF260KW		m/min	0 ~ 33	0 ~ 66	0 ~ 100	160kW
			t	25	12.5	5.0	
			m/min	0 ~ 16.5	0 ~ 33	0 ~ 50	
			t	50	25	10	
			m/min				
			t				
							500m >500m※
	150VVF120KW	15~80		2min			110kW
	XZ130	rpm		0 ~ 0.6			3x7.5kW
	380V 50Hz(±5%) 380V 60Hz(±5%) 440V 60Hz(±5%)			293kVA			kVA

※ Please consult us △ Option

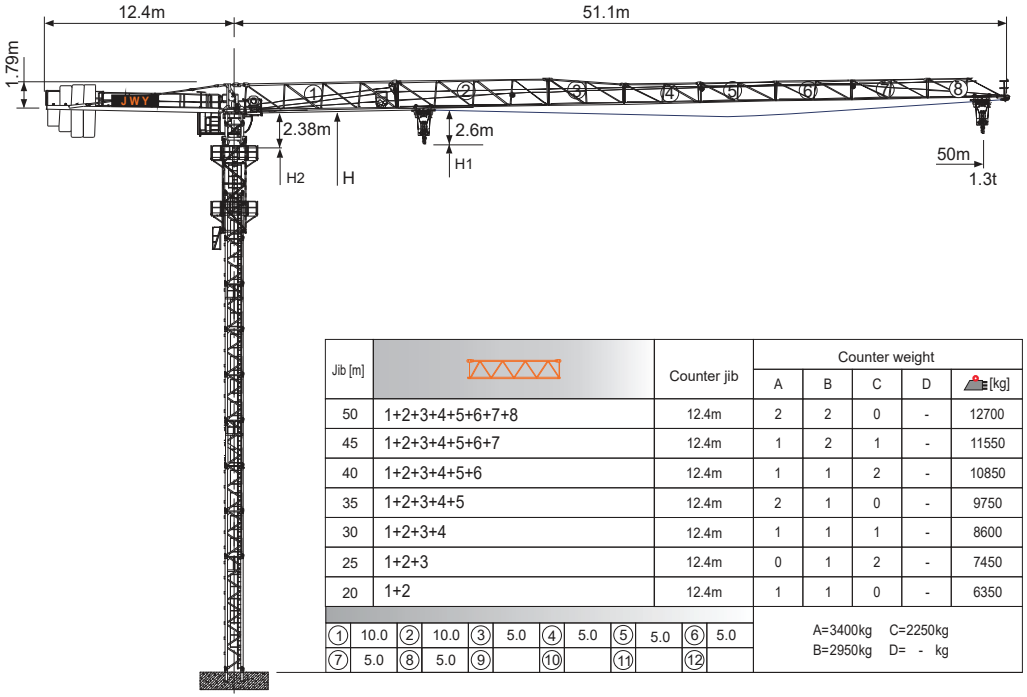

Jib [m]		Counter jib	Counter weight A	B	C	D	[kg]
50	1+2+3+4+5+6+7+8	12.4m	2	2	0	-	12700
45	1+2+3+4+5+6+7	12.4m	1	2	1	-	11550
40	1+2+3+4+5+6	12.4m	1	1	2	-	10850
35	1+2+3+4+5	12.4m	2	1	0	-	9750
30	1+2+3+4	12.4m	1	1	1	-	8600
25	1+2+3	12.4m	0	1	2	-	7450
20	1+2	12.4m	1	1	0	-	6350

①	10.0	②	10.0	③	5.0	④	5.0	⑤	5.0	⑥	5.0
⑦	5.0	⑧	5.0	⑨		⑩		⑪		⑫	

A=3400kg C=2250kg
B=2950kg D= - kg

Jib root hinge height

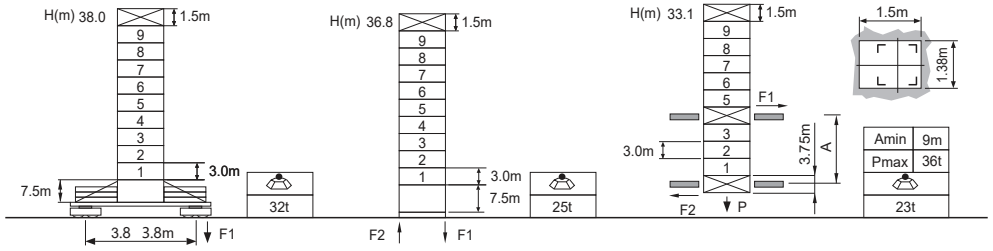

S24A1 ⊠1.2m		
	H	Jib root hinge height (not include the fixing angle)
	H1	Height under hook: H1 = [H - 2.6m]
	H2	Tower body height: H2 = [H - 2.38m]

Total weight of free standing height (excludes counter weight and ballast)
Total weight of counter weight
Please consult with us in case higher freestanding height needed.

F Reactions
Please refer to the user manual for reaction force

Load diagrams

R	falls	R(C$_{MAX}$)	C$_{MAX}$	m	12	15	17	20	22	25	27	30	32	35	37	40	42	45	47	50
50m		2.3~25.1	3.0	t	3.0	3.0	3.0	3.0	3.0	3.0	2.76	2.44	2.26	2.03	1.90	1.73	1.63	1.49	1.41	1.30
		2.3~13.1	6.0	t	6.0	5.19	4.52	3.77	3.38	2.91	2.66	2.34	2.16	1.93	1.80	1.63	1.53	1.39	1.31	1.20
45m		2.3~28.0	3.0	t	3.0	3.0	3.0	3.0	3.0	3.0	3.0	2.77	2.57	2.32	2.17	1.98	1.86	1.71		
		2.3~14.6	6.0	t	6.0	5.86	5.11	4.27	3.83	3.31	3.03	2.67	2.47	2.22	2.07	1.88	1.76	1.61		
40m		2.3~30.9	3.0	t	3.0	3.0	3.0	3.0	3.0	3.0	3.0	3.0	2.89	2.60	2.44	2.23				
		2.3~16.2	6.0	t	6.0	6.0	5.70	4.77	4.29	3.71	3.40	3.01	2.79	2.50	2.34	2.13				
35m		2.3~33.8	3.0	t	3.0	3.0	3.0	3.0	3.0	3.0	3.0	3.0	3.0	2.89						
		2.3~17.7	6.0	t	6.0	6.0	6.0	5.27	4.74	4.11	3.77	3.34	3.10	2.50						
30m		2.3~30.0	3.0	t	3.0	3.0	3.0	3.0	3.0	3.0	3.0	3.0								
		2.3~17.7	6.0	t	6.0	6.0	6.0	5.27	4.74	4.11	3.77	3.34								
25m		2.3~25.0	3.0	t	3.0	3.0	3.0	3.0	3.0	3.0										
		2.3~17.7	6.0	t	6.0	6.0	6.0	5.27	4.74	4.11										
20m		2.3~20.0	3.0	t	3.0	3.0	3.0	3.0												
		2.3~17.7	6.0	t	6.0	6.0	6.0	5.27												

Anchorages

An[m]	A1	A2	A3	A4	A5	A6	A7	A8	A9	A10
	24.0	36.0	48.0	60.0	72.0	84.0	96.0	108.0	-	-
H2 [m]	49.5	61.5	73.5	85.5	97.5	106.5	118.5	130.5 ※	-	-

※ Over this height please contact us

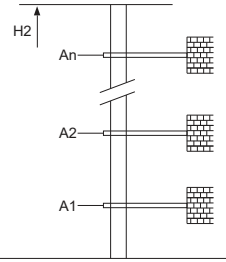

Mechanisms

	30LVF15		m/min	42	63	22KW
			t	3.0	1.5	
			m/min	21	31.5	
			t	6.0	3.0	
						350m
						>350m※
	DVF	m/min		0~58		5.5kW
	RCV95	rpm		0~0.8		5.5kW
	380V 50Hz(±5%) 380V 60Hz(±5%) 440V 60Hz(±5%)			35kVA		kVA

※ Please consult us △ Option

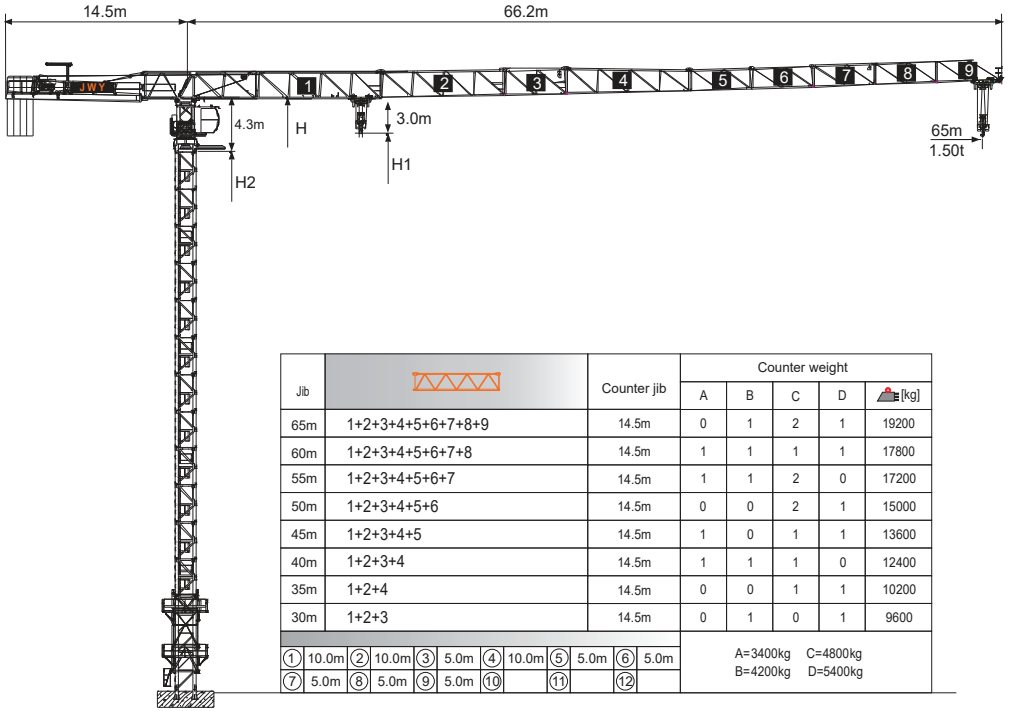

Jib		Counter jib	Counter weight A	B	C	D	[kg]
65m	1+2+3+4+5+6+7+8+9	14.5m	0	1	2	1	19200
60m	1+2+3+4+5+6+7+8	14.5m	1	1	1	1	17800
55m	1+2+3+4+5+6+7	14.5m	1	1	2	0	17200
50m	1+2+3+4+5+6	14.5m	0	0	2	1	15000
45m	1+2+3+4+5	14.5m	1	0	1	1	13600
40m	1+2+3+4	14.5m	1	1	1	0	12400
35m	1+2+4	14.5m	0	0	1	1	10200
30m	1+2+3	14.5m	0	1	0	1	9600

① 10.0m ② 10.0m ③ 5.0m ④ 10.0m ⑤ 5.0m ⑥ 5.0m
⑦ 5.0m ⑧ 5.0m ⑨ 5.0m ⑩ ⑪ ⑫

A=3400kg C=4800kg
B=4200kg D=5400kg

Jib root hinge height

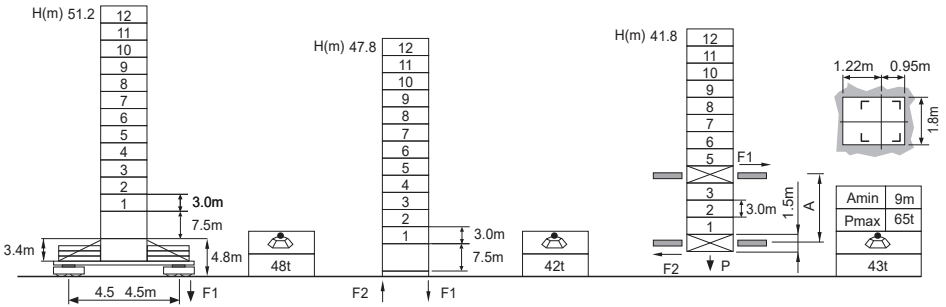

L46A1 ⊠1.6m	H	Jib root hinge height (not include the fixing angle)
	H1	Height under hook: H1 = [H - 3.0m]
	H2	Tower body height: H2 = [H - 4.3m]

Total weight of free standing height (excludes counter weight and ballast)
Total weight of counter weight
Please consult with us in case higher freestanding height needed.

F Reactions
Please refer to the user manual for reaction force

Load diagrams

R	falls	R(C$_{MAX}$)	C$_{MAX}$	m	15	17	20	22	25	27	30	32	35	37	40	42	45	47	50	52	55	57	60	62	65
65m		3.0~30.2	4	t	4.0	4.0	4.0	4.0	4.0	4.0	4.0	3.80	3.41	3.19	2.90	2.72	2.49	2.36	2.17	2.06	1.90	1.81	1.69	1.61	1.50
		3.0~16.3	8	t	8.0	7.70	6.42	5.76	4.97	4.54	4.00	3.70	3.31	3.09	2.80	2.62	2.39	2.26	2.07	1.96	1.80	1.71	1.59	1.51	1.40
60m		3.0~34.6	4	t	4.0	4.0	4.0	4.0	4.0	4.0	4.0	4.0	4.0	3.76	3.43	3.23	2.96	2.81	2.59	2.47	2.29	2.19	2.04		
		3.0~18.6	8	t	8.0	8.0	7.48	6.72	5.82	5.33	4.71	4.36	3.92	3.66	3.33	3.13	2.86	2.71	2.49	2.37	2.19	2.09	1.94		
55m		3.0~39.2	4	t	4.0	4.0	4.0	4.0	4.0	4.0	4.0	4.0	4.0	4.0	3.95	**3.75**	3.45	**3.27**	**3.03**	2.89	2.69				
		3.0~21.1	8	t	8.0	8.0	8.0	7.72	6.70	6.14	5.44	5.05	4.55	4.26	3.85	3.65	3.35	3.17	2.93	2.79	2.59				
50m		3.0~39.2	4	t	4.0	4.0	4.0	4.0	4.0	4.0	4.0	4.0	4.0	4.0	3.95	**3.75**	3.45	**3.27**	**3.03**						
		3.0~21.1	8	t	8.0	8.0	8.0	7.72	6.70	6.14	5.44	5.05	4.55	4.26	3.85	3.65	3.35	3.17	2.93						
45m		3.0~39.2	4	t	4.0	4.0	4.0	4.0	4.0	4.0	4.0	4.0	4.0	4.0	3.95	**3.75**	3.45								
		3.0~21.1	8	t	8.0	8.0	8.0	7.72	6.70	6.14	5.44	5.05	4.55	4.26	3.85	3.65	3.35								
40m		3.0~39.2	4	t	4.0	4.0	4.0	4.0	4.0	4.0	4.0	4.0	4.0	4.0	3.95										
		3.0~21.1	8	t	8.0	8.0	8.0	7.72	6.70	6.14	5.44	5.05	4.55	4.26	3.85										
35m		3.0~35.0	4	t	4.0	4.0	4.0	4.0	4.0	4.0	4.0	4.0	4.0												
		3.0~21.1	8	t	8.0	8.0	8.0	7.72	6.70	6.14	5.44	5.05	4.55												
30m		3.0~30.0	4	t	4.0	4.0	4.0	4.0	4.0	4.0	4.0														
		3.0~21.1	8	t	8.0	8.0	8.0	7.72	6.70	6.14	5.44														

Anchorages

An[m]	A1	A2	A3	A4	A5	A6	A7	A8	A9	A10
	33.0	54.0	75.0	96.0	117.0	138.0	-	-	-	-
H2 [m]	67.5	88.5	106.5	127.5	148.5	169.5 ※	-	-	-	-

※ Over this height please contact us

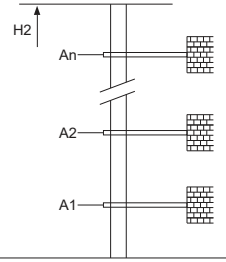

Mechanisms

	50QP20HS-CG5		m/min	40	80	37KW
			t	4	2	
			m/min	20	40	
			t	8	4	
						500m >500m※
	50LVF20KL-C △		m/min	0 ~ 42	0 ~ 84	37kW
			t	4	2	
			m/min	0 ~ 21	0 ~ 42	
			t	8	4	
						710m >710m※
	DVF	m/min	0 ~ 60		5.5kW	
	JH13F	rpm	0 ~ 0.7		2×5.5kW	
	380V 50Hz(±5%) 380V 60Hz(±5%) 440V 60Hz(±5%)		65kVA		kVA	

※ Please consult us △ Option

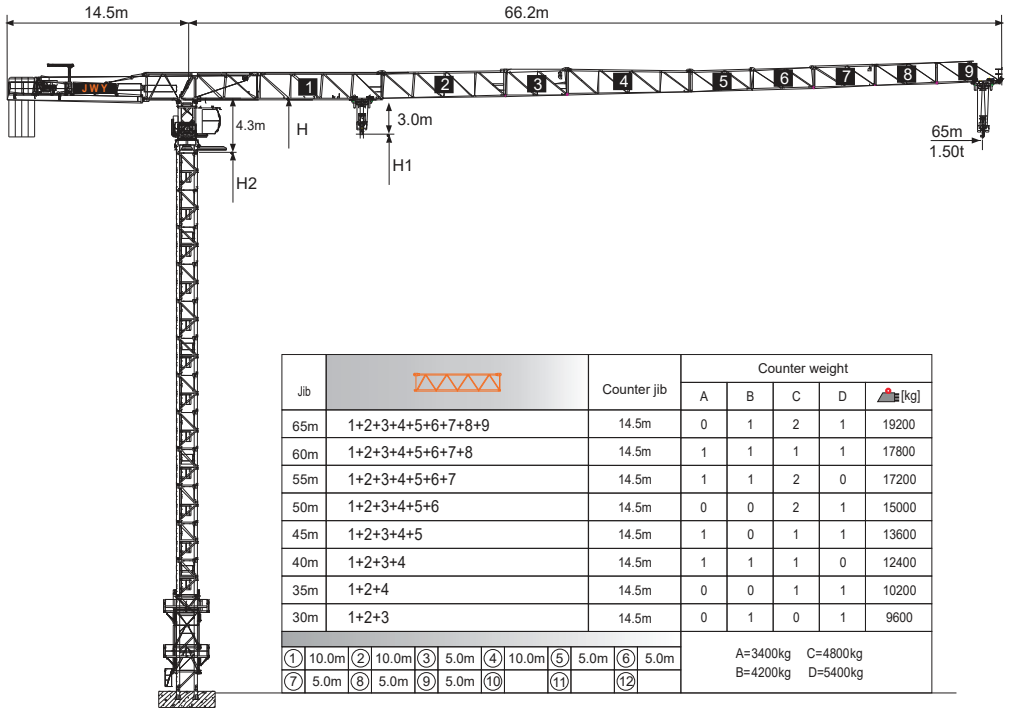

Jib		Counter jib	Counter weight A	B	C	D	[kg]
65m	1+2+3+4+5+6+7+8+9	14.5m	0	1	2	1	19200
60m	1+2+3+4+5+6+7+8	14.5m	1	1	1	1	17800
55m	1+2+3+4+5+6+7	14.5m	1	1	2	0	17200
50m	1+2+3+4+5+6	14.5m	0	0	2	1	15000
45m	1+2+3+4+5	14.5m	1	0	1	1	13600
40m	1+2+3+4	14.5m	1	1	1	0	12400
35m	1+2+4	14.5m	0	0	1	1	10200
30m	1+2+3	14.5m	0	1	0	1	9600

① 10.0m ② 10.0m ③ 5.0m ④ 10.0m ⑤ 5.0m ⑥ 5.0m
⑦ 5.0m ⑧ 5.0m ⑨ 5.0m ⑩ ⑪ ⑫

A=3400kg C=4800kg
B=4200kg D=5400kg

Jib root hinge height

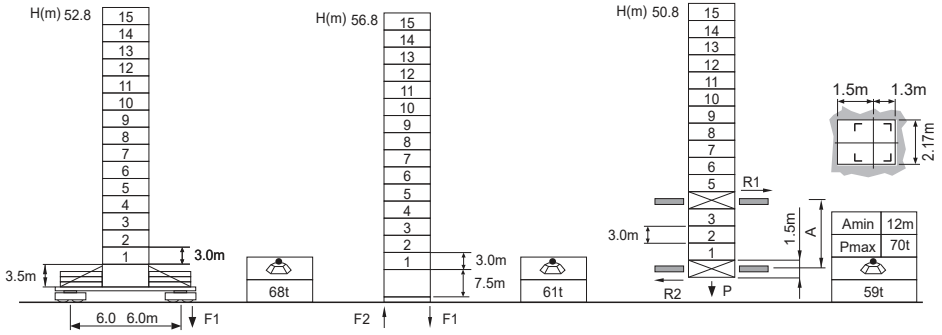

L68B2 ⊿2.0m		
	H	Jib root hinge height (not include the fixing angle)
	H1	Height under hook: H1 = [H - 3.0m]
	H2	Tower body height: H2 = [H - 4.3m]

Total weight of free standing height (excludes counter weight and ballast)
Total weight of counter weight
Please consult with us in case higher freestanding height needed.

F Reactions
Please refer to the user manual for reaction force

Load diagrams

R	falls	R(C$_{MAX}$)	C$_{MAX}$	m	15	17	20	22	25	27	30	32	35	37	40	42	45	47	50	52	55	57	60	62	65
65m		3.0~30.2	4	t	4.0	4.0	4.0	4.0	4.0	4.0	4.0	3.80	3.41	3.19	2.90	2.72	2.49	2.36	2.17	2.06	1.90	1.81	1.69	1.61	1.50
		3.0~16.3	8	t	8.0	7.70	6.42	5.76	4.97	4.54	4.00	3.70	3.31	3.09	2.80	2.62	2.39	2.26	2.07	1.96	1.80	1.71	1.59	1.51	1.40
60m		3.0~34.6	4	t	4.0	4.0	4.0	4.0	4.0	4.0	4.0	4.0	4.0	3.76	3.43	3.23	2.96	2.81	2.59	2.47	2.29	2.19	2.04		
		3.0~18.6	8	t	8.0	8.0	7.48	6.72	5.82	5.33	4.71	4.36	3.92	3.66	3.33	3.13	2.86	2.71	2.49	2.37	2.19	2.09	1.94		
55m		3.0~39.2	4	t	4.0	4.0	4.0	4.0	4.0	4.0	4.0	4.0	4.0	4.0	3.95	**3.75**	3.45	**3.27**	**3.03**	2.89	2.69				
		3.0~21.1	8	t	8.0	8.0	8.0	7.72	6.70	6.14	5.44	5.05	4.55	4.26	3.85	3.65	3.35	3.17	2.93	2.79	2.59				
50m		3.0~39.2	4	t	4.0	4.0	4.0	4.0	4.0	4.0	4.0	4.0	4.0	4.0	3.95	**3.75**	3.45	**3.27**	**3.03**						
		3.0~21.1	8	t	8.0	8.0	8.0	7.72	6.70	6.14	5.44	5.05	4.55	4.26	3.85	3.65	3.35	3.17	2.93						
45m		3.0~39.2	4	t	4.0	4.0	4.0	4.0	4.0	4.0	4.0	4.0	4.0	4.0	3.95	**3.75**	3.45								
		3.0~21.1	8	t	8.0	8.0	8.0	7.72	6.70	6.14	5.44	5.05	4.55	4.26	3.85	3.65	3.35								
40m		3.0~39.2	4	t	4.0	4.0	4.0	4.0	4.0	4.0	4.0	4.0	4.0	4.0	3.95										
		3.0~21.1	8	t	8.0	8.0	8.0	7.72	6.70	6.14	5.44	5.05	4.55	4.26	3.85										
35m		3.0~35.0	4	t	4.0	4.0	4.0	4.0	4.0	4.0	4.0	4.0	4.0												
		3.0~21.1	8	t	8.0	8.0	8.0	7.72	6.70	6.14	5.44	5.05	4.55												
30m		3.0~30.0	4	t	4.0	4.0	4.0	4.0	4.0	4.0	4.0														
		3.0~21.1	8	t	8.0	8.0	8.0	7.72	6.70	6.14	5.44														

Anchorages

An[m]	A1	A2	A3	A4	A5	A6	A7	A8	A9	A10
	42.0	69.0	96.0	123.0	150.0	177.0	204.0	231.0	-	-
H2 [m]	82.5	106.5	133.5	160.5	187.5	214.5	241.5	268.5 ※	-	-

※ Over this height please contact us

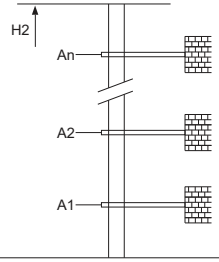

Mechanisms

	50QP20HS-CG5		m/min	40	80	37KW
			t	4	2	
			m/min	20	40	
			t	8	4	
	50LVF20KL-C △		m/min	0 ~ 42	0 ~ 84	37KW
			t	4	2	
			m/min	0 ~ 21	0 ~ 42	
			t	8	4	
	DVF	m/min	0 ~ 60		5.5kW	
	JH13F	rpm	0 ~ 0.7		2×5.5kW	
	380V 50Hz(±5%) 380V 60Hz(±5%) 440V 60Hz(±5%)		65kVA		kVA	

500m
>500m※

710m
>710m※

※ Please consult us △ Option

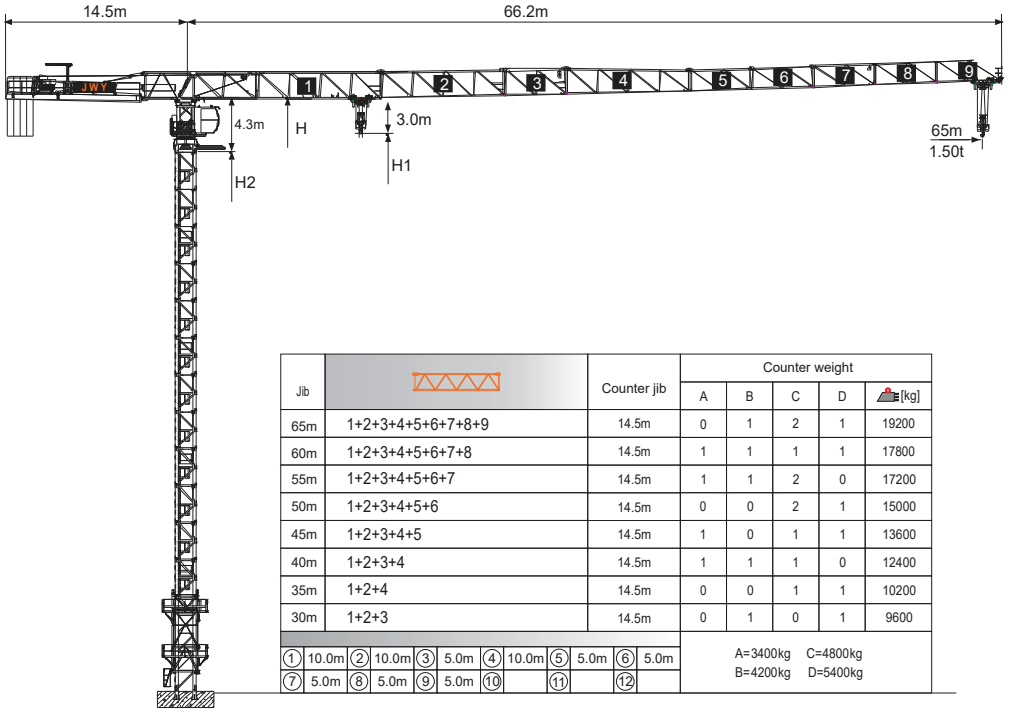

Jib		Counter jib	Counter weight A	B	C	D	[kg]
65m	1+2+3+4+5+6+7+8+9	14.5m	0	1	2	1	19200
60m	1+2+3+4+5+6+7+8	14.5m	1	1	1	1	17800
55m	1+2+3+4+5+6+7	14.5m	1	1	2	0	17200
50m	1+2+3+4+5+6	14.5m	0	0	2	1	15000
45m	1+2+3+4+5	14.5m	1	0	1	1	13600
40m	1+2+3+4	14.5m	1	1	1	0	12400
35m	1+2+4	14.5m	0	0	1	1	10200
30m	1+2+3	14.5m	0	1	0	1	9600

① 10.0m ② 10.0m ③ 5.0m ④ 10.0m ⑤ 5.0m ⑥ 5.0m
⑦ 5.0m ⑧ 5.0m ⑨ 5.0m ⑩ ⑪ ⑫

A=3400kg C=4800kg
B=4200kg D=5400kg

Jib root hinge height

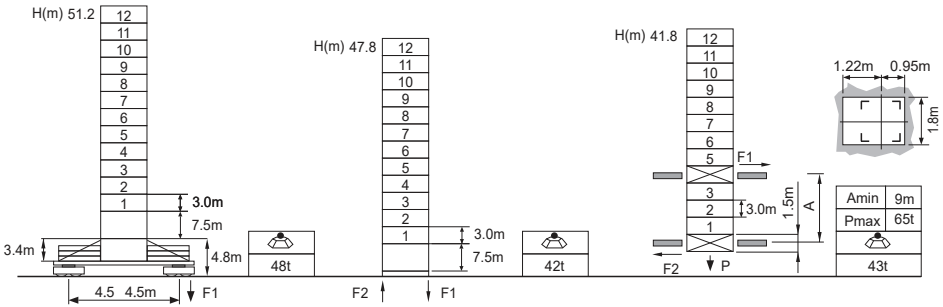

L46A1 ⊿1.6m	H	Jib root hinge height (not include the fixing angle)
	H1	Height under hook: H1 = [H - 3.0m]
	H2	Tower body height: H2 = [H - 4.3m]

Total weight of free standing height (excludes counter weight and ballast)
Total weight of counter weight
Please consult with us in case higher freestanding height needed.

F Reactions
Please refer to the user manual for reaction force

Load diagrams

R	falls	R(C$_{MAX}$)	C$_{MAX}$	m	15	17	20	22	25	27	30	32	35	37	40	42	45	47	50	52	55	57	60	62	65
65m		3.0~25.0	5	t	5.0	5.0	5.0	5.0	5.0	4.64	4.10	3.80	3.41	3.19	2.90	2.72	2.49	2.36	2.17	2.06	1.90	1.81	1.69	1.61	1.50
		3.0~13.3	10	t	8.84	7.70	6.42	5.76	4.97	4.54	4.00	3.70	3.31	3.09	2.80	2.62	2.39	2.26	2.07	1.96	1.80	1.71	1.59	1.51	1.40
60m		3.0~28.6	5	t	5.0	5.0	5.0	5.0	5.0	5.0	4.81	4.46	4.02	3.76	3.43	3.23	2.96	2.81	2.59	2.47	2.29	2.19	2.00		
		3.0~15.2	10	t	10.0	8.95	7.48	6.72	5.82	5.33	4.71	4.36	3.92	3.66	3.33	3.13	2.86	2.71	2.49	2.37	2.19	2.09	1.90		
55m		3.0~32.4	5	t	5.0	5.0	5.0	5.0	5.0	5.0	5.0	5.0	4.65	4.36	3.95	**3.75**	3.45	**3.27**	**3.03**	2.89	2.69				
		3.0~17.2	10	t	10.0	10.0	8.48	7.72	6.70	6.14	5.44	5.05	4.55	4.26	3.85	3.65	3.35	3.17	2.93	2.79	2.59				
50m		3.0~32.4	5	t	5.0	5.0	5.0	5.0	5.0	5.0	5.0	5.0	4.65	4.36	3.95	**3.75**	3.45	**3.27**	**3.03**						
		3.0~17.2	10	t	10.0	10.0	8.48	7.72	6.70	6.14	5.44	5.05	4.55	4.26	3.85	3.65	3.35	3.17	2.93						
45m		3.0~32.4	5	t	5.0	5.0	5.0	5.0	5.0	5.0	5.0	5.0	4.65	4.36	3.95	**3.75**	3.45								
		3.0~17.2	10	t	10.0	10.0	8.48	7.72	6.70	6.14	5.44	5.05	4.55	4.26	3.85	3.65	3.35								
40m		3.0~32.4	5	t	5.0	5.0	5.0	5.0	5.0	5.0	5.0	5.0	4.65	4.36	3.95										
		3.0~17.2	10	t	10.0	10.0	8.48	7.72	6.70	6.14	5.44	5.05	4.55	4.26	3.85										
35m		3.0~32.4	5	t	5.0	5.0	5.0	5.0	5.0	5.0	5.0	5.0	4.65												
		3.0~17.2	10	t	10.0	10.0	8.48	7.72	6.70	6.14	5.44	5.05	4.55												
30m		3.0~30.0	5	t	5.0	5.0	5.0	5.0	5.0	5.0	5.0														
		3.0~17.2	10	t	10.0	10.0	8.48	7.72	6.70	6.14	5.44														

Anchorages

An[m]	A1	A2	A3	A4	A5	A6	A7	A8	A9	A10
	33.0	54.0	75.0	96.0	117.0	138.0	-	-	-	-
H2 [m]	67.5	88.5	106.5	127.5	148.5	169.5 ※	-	-	-	-

※ Over this height please contact us

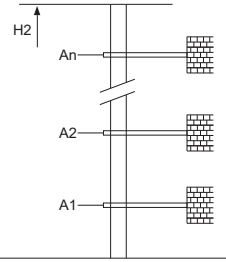

Mechanisms

	60QP25HB-G1		m/min	0~45	0~90	45kW
			t	5	2.5	
			m/min	0~22.5	0~45	560m
			t	10	5	>560m※
	60LVF25KL △		m/min	0~42	0~84	45kW
			t	5	2.5	
			m/min	0~21	0~42	710m
			t	10	5	>710m※
	DVF	m/min		0~60		5.5kW
	JH13F	rpm		0~0.7		2×5.5kW
	380V 50Hz(±5%) 380V 60Hz(±5%) 440V 60Hz(±5%)			75kVA		kVA

※ Please consult us △ Option

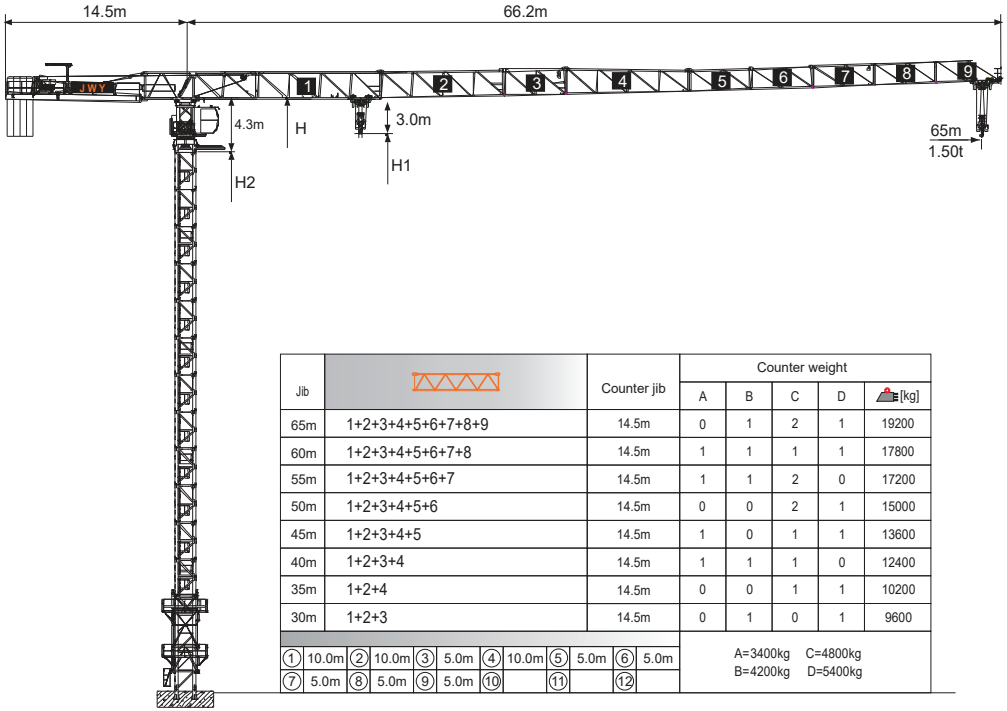

Jib		Counter jib	Counter weight A	B	C	D	[kg]
65m	1+2+3+4+5+6+7+8+9	14.5m	0	1	2	1	19200
60m	1+2+3+4+5+6+7+8	14.5m	1	1	1	1	17800
55m	1+2+3+4+5+6+7	14.5m	1	1	2	0	17200
50m	1+2+3+4+5+6	14.5m	0	0	2	1	15000
45m	1+2+3+4+5	14.5m	1	0	1	1	13600
40m	1+2+3+4	14.5m	1	1	1	0	12400
35m	1+2+4	14.5m	0	0	1	1	10200
30m	1+2+3	14.5m	0	1	0	1	9600

① 10.0m ② 10.0m ③ 5.0m ④ 10.0m ⑤ 5.0m ⑥ 5.0m
⑦ 5.0m ⑧ 5.0m ⑨ 5.0m ⑩ ⑪ ⑫

A=3400kg C=4800kg
B=4200kg D=5400kg

Jib root hinge height

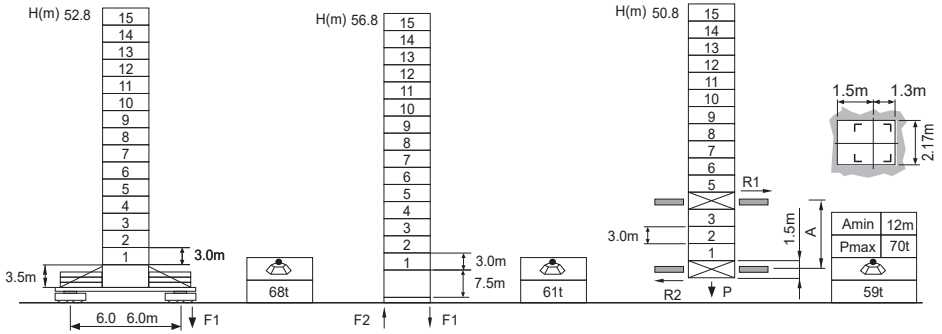

L68B2 ⍁2.0m		
	H	Jib root hinge height (not include the fixing angle)
	H1	Height under hook: H1 = [H - 3.0m]
	H2	Tower body height: H2 = [H - 4.3m]

Total weight of free standing height (excludes counter weight and ballast)
Total weight of counter weight
Please consult with us in case higher freestanding height needed.

F Reactions
Please refer to the user manual for reaction force

Load diagrams

R	falls	R(C$_{MAX}$)	C$_{MAX}$	m	15	17	20	22	25	27	30	32	35	37	40	42	45	47	50	52	55	57	60	62	65
65m		3.0~25.0	5	t	5.0	5.0	5.0	5.0	5.0	4.64	4.10	3.80	3.41	3.19	2.90	2.72	2.49	2.36	2.17	2.06	1.90	1.81	1.69	1.61	1.50
		3.0~13.3	10	t	8.84	7.70	6.42	5.76	4.97	4.54	4.00	3.70	3.31	3.09	2.80	2.62	2.39	2.26	2.07	1.96	1.80	1.71	1.59	1.51	1.40
60m		3.0~28.6	5	t	5.0	5.0	5.0	5.0	5.0	5.0	4.81	4.46	4.02	3.76	3.43	3.23	2.96	2.81	2.59	2.47	2.29	2.19	2.00		
		3.0~15.2	10	t	10.0	8.95	7.48	6.72	5.82	5.33	4.71	4.36	3.92	3.66	3.33	3.13	2.86	2.71	2.49	2.37	2.19	2.09	1.90		
55m		3.0~32.4	5	t	5.0	5.0	5.0	5.0	5.0	5.0	5.0	5.0	4.65	4.36	3.95	**3.75**	3.45	**3.27**	**3.03**	2.89	2.69				
		3.0~17.2	10	t	10.0	10.0	8.48	7.72	6.70	6.14	5.44	5.05	4.55	4.26	3.85	3.65	3.35	3.17	2.93	2.79	2.59				
50m		3.0~32.4	5	t	5.0	5.0	5.0	5.0	5.0	5.0	5.0	5.0	4.65	4.36	3.95	**3.75**	3.45	**3.27**	**3.03**						
		3.0~17.2	10	t	10.0	10.0	8.48	7.72	6.70	6.14	5.44	5.05	4.55	4.26	3.85	3.65	3.35	3.17	2.93						
45m		3.0~32.4	5	t	5.0	5.0	5.0	5.0	5.0	5.0	5.0	5.0	4.65	4.36	3.95	**3.75**	3.45								
		3.0~17.2	10	t	10.0	10.0	8.48	7.72	6.70	6.14	5.44	5.05	4.55	4.26	3.85	3.65	3.35								
40m		3.0~32.4	5	t	5.0	5.0	5.0	5.0	5.0	5.0	5.0	5.0	4.65	4.36	3.95										
		3.0~17.2	10	t	10.0	10.0	8.48	7.72	6.70	6.14	5.44	5.05	4.55	4.26	3.85										
35m		3.0~32.4	5	t	5.0	5.0	5.0	5.0	5.0	5.0	5.0	5.0	4.65												
		3.0~17.2	10	t	10.0	10.0	8.48	7.72	6.70	6.14	5.44	5.05	4.55												
30m		3.0~30.0	5	t	5.0	5.0	5.0	5.0	5.0	5.0	5.0														
		3.0~17.2	10	t	10.0	10.0	8.48	7.72	6.70	6.14	5.44														

Anchorages

An[m]	A1	A2	A3	A4	A5	A6	A7	A8	A9	A10
	42.0	69.0	96.0	123.0	150.0	177.0	204.0	231.0	-	-
H2 [m]	82.5	106.5	133.5	160.5	187.5	214.5	241.5	268.5 ※	-	-

※ Over this height please contact us

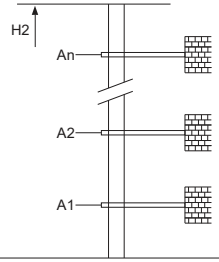

Mechanisms

	60QP25HB-G1		m/min	0~45	0~90	45kW
			t	5	2.5	
			m/min	0~22.5	0~45	560m
			t	10	5	>560m※
	60LVF25KL △		m/min	0~42	0~84	45kW
			t	5	2.5	
			m/min	0~21	0~42	710m
			t	10	5	>710m※
	DVF	m/min	0~60			5.5kW
	JH13F	rpm	0~0.7			2×5.5kW
	380V 50Hz(±5%) 380V 60Hz(±5%) 440V 60Hz(±5%)		75kVA			kVA

※ Please consult us △ Option

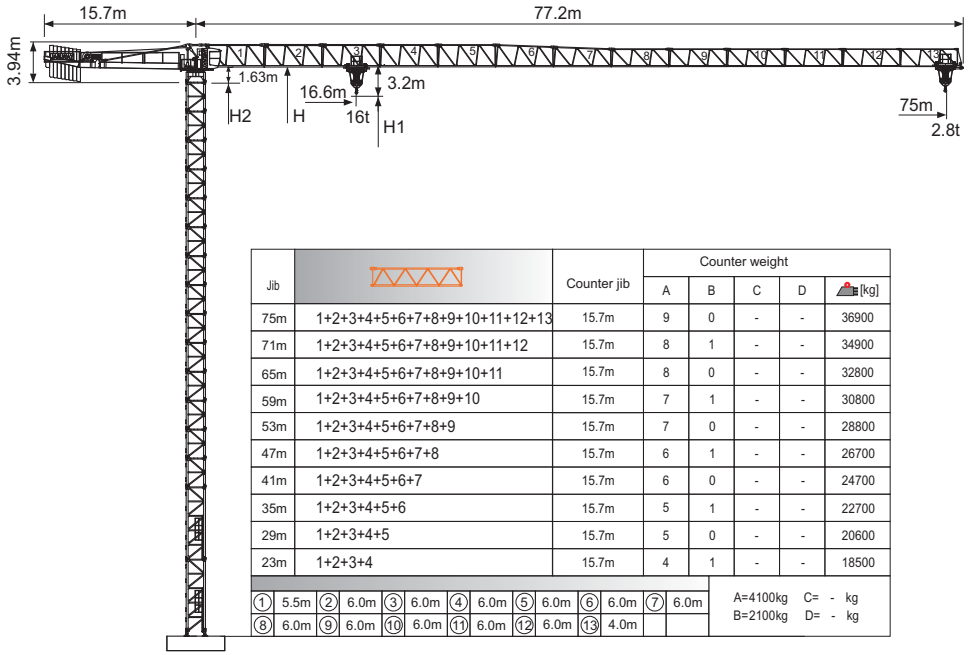

Jib		Counter jib	Counter weight A	B	C	D	[kg]
75m	1+2+3+4+5+6+7+8+9+10+11+12+13	15.7m	9	0	-	-	36900
71m	1+2+3+4+5+6+7+8+9+10+11+12	15.7m	8	1	-	-	34900
65m	1+2+3+4+5+6+7+8+9+10+11	15.7m	8	0	-	-	32800
59m	1+2+3+4+5+6+7+8+9+10	15.7m	7	1	-	-	30800
53m	1+2+3+4+5+6+7+8+9	15.7m	7	0	-	-	28800
47m	1+2+3+4+5+6+7+8	15.7m	6	1	-	-	26700
41m	1+2+3+4+5+6+7	15.7m	6	0	-	-	24700
35m	1+2+3+4+5+6	15.7m	5	1	-	-	22700
29m	1+2+3+4+5	15.7m	5	0	-	-	20600
23m	1+2+3+4	15.7m	4	1	-	-	18500

① 5.5m ② 6.0m ③ 6.0m ④ 6.0m ⑤ 6.0m ⑥ 6.0m ⑦ 6.0m
⑧ 6.0m ⑨ 6.0m ⑩ 6.0m ⑪ 6.0m ⑫ 6.0m ⑬ 4.0m

A=4100kg C= - kg
B=2100kg D= - kg

Jib root hinge height

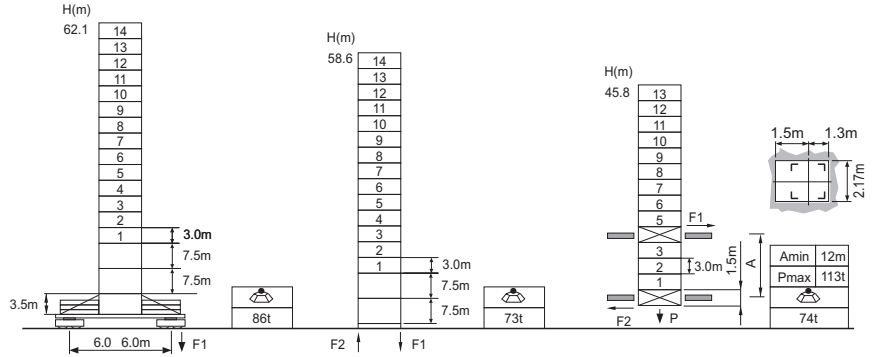

L68B2 ☑2.0m	H	Jib root hinge height (not include the fixing angle)
	H1	Height under hook: H1 = [H - 3.2m]
	H2	Tower body height: H2 = [H - 1.63m]

Total weight of free standing height (excludes counter weight and ballast)
Total weight of counter weight
Please consult with us in case higher freestanding height needed.

F Reactions

Please refer to the user manual for reaction force

Load diagrams

R	falls	R(C$_{MAX}$)	C$_{MAX}$	m	14	17	20	23	26	29	32	35	38	41	44	47	50	53	56	59	62	65	68	71	73	75
75m		3.3~31.8	8	t	8.0	8.0	8.0	8.0	8.0	8.0	7.96	7.19	6.54	5.99	5.51	5.09	4.72	4.40	4.11	3.85	3.61	3.39	3.20	3.02	2.91	2.80
		3.3~16.6	16	t	16.0	15.61	13.06	11.19	9.74	8.60	7.66	6.89	6.24	5.69	5.21	4.79	4.42	4.10	3.81	3.55	3.31	3.09	2.90	2.72	2.61	2.50
71m		3.3~35.1	8	t	8.0	8.0	8.0	8.0	8.0	8.0	8.0	8.0	7.32	6.71	6.18	5.72	5.31	4.95	4.63	4.35	4.08	3.85	3.63	3.44		
		3.3~18.3	16	t	16.0	16.0	14.54	12.47	10.88	9.61	8.59	7.74	7.02	6.41	5.88	5.42	5.01	4.65	4.33	4.05	3.78	3.55	3.33	3.14		
65m		3.3~36.5	8	t	8.0	8.0	8.0	8.0	8.0	8.0	8.0	8.0	7.65	7.01	6.46	5.99	5.56	5.19	4.86	4.56	4.29	4.04				
		3.3~19.0	16	t	16.0	16.0	15.16	13.01	11.36	10.04	8.98	8.09	7.35	6.71	6.16	5.69	5.26	4.89	4.56	4.26	3.99	3.74				
59m		3.3~37.9	8	t	8.0	8.0	8.0	8.0	8.0	8.0	8.0	8.0	7.98	7.32	6.75	6.25	5.81	5.43	5.08	4.77						
		3.3~19.7	16	t	16.0	16.0	15.79	13.56	11.84	10.47	9.37	8.45	7.68	7.02	6.45	5.95	5.51	5.13	4.78	4.47						
53m		3.3~39.2	8	t	8.0	8.0	8.0	8.0	8.0	8.0	8.0	8.0	8.0	7.62	7.03	6.52	6.06	5.66								
		3.3~20.4	16	t	16.0	16.0	16.0	14.10	12.32	10.91	9.76	8.81	8.01	7.32	6.73	6.22	5.76	5.36								
47m		3.3~40.6	8	t	8.0	8.0	8.0	8.0	8.0	8.0	8.0	8.0	8.0	7.93	7.32	6.78										
		3.3~21.2	16	t	16.0	16.0	16.0	14.64	12.80	11.34	10.15	9.16	8.34	7.63	7.02	6.48										
41m		3.3~41.0	8	t	8.0	8.0	8.0	8.0	8.0	8.0	8.0	8.0	8.0	8.0												
		3.3~21.9	16	t	16.0	16.0	16.0	15.19	13.28	11.77	10.54	9.52	8.66	7.93												
35m		3.3~35.0	8	t	8.0	8.0	8.0	8.0	8.0	8.0	8.0	8.0														
		3.3~22.6	16	t	16.0	16.0	16.0	15.73	13.76	12.2	10.93	9.88														
29m		3.3~29.0	8	t	8.0	8.0	8.0	8.0	8.0	8.0																
		3.3~22.6	16	t	16.0	16.0	16.0	15.73	13.76	12.2																
23m		3.3~23.0	8	t	8.0	8.0	8.0	8.0																		
		3.3~22.6	16	t	16.0	16.0	16.0	15.73																		

Anchorages

An[m]	A1	A2	A3	A4	A5	A6	A7	A8	A9	A10
	46.5	76.5	103.5	130.5	157.5	184.5	211.5	-	-	-
H2 [m]	87.0	114.0	141.0	168.0	195.0	222.0	249.0 ※	-	-	-

※ Over this height please contact us

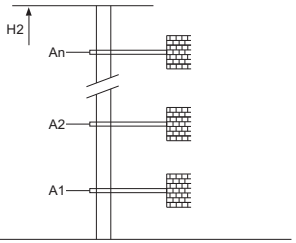

Mechanisms

	75LVF40KW	m/min	45	90	55KW	750m >750m※
		t	6	3		
		m/min	22.5	40		
		t	12	6		
	DVF	m/min	0~65		5.5kW	
	RVF145	rpm	0~0.8		2x7.5kW	
	380V 50Hz(±5%) 380V 60Hz(±5%) 440V 60Hz(±5%)		90kVA		kVA	

※ Please consult us △ Option

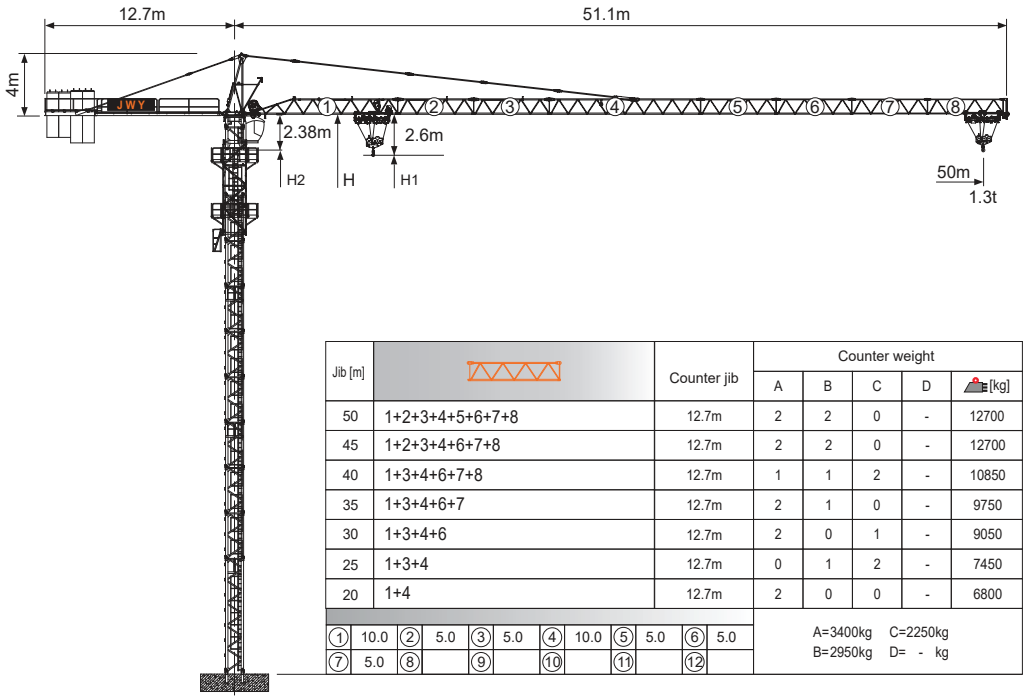

Jib [m]		Counter jib	Counter weight A	B	C	D	[kg]
50	1+2+3+4+5+6+7+8	12.7m	2	2	0	-	12700
45	1+2+3+4+6+7+8	12.7m	2	2	0	-	12700
40	1+3+4+6+7+8	12.7m	1	1	2	-	10850
35	1+3+4+6+7	12.7m	2	1	0	-	9750
30	1+3+4+6	12.7m	2	0	1	-	9050
25	1+3+4	12.7m	0	1	2	-	7450
20	1+4	12.7m	2	0	0	-	6800

①	10.0	②	5.0	③	5.0	④	10.0	⑤	5.0	⑥	5.0	
⑦	5.0	⑧		⑨		⑩		⑪		⑫		

A=3400kg C=2250kg
B=2950kg D= - kg

Jib root hinge height

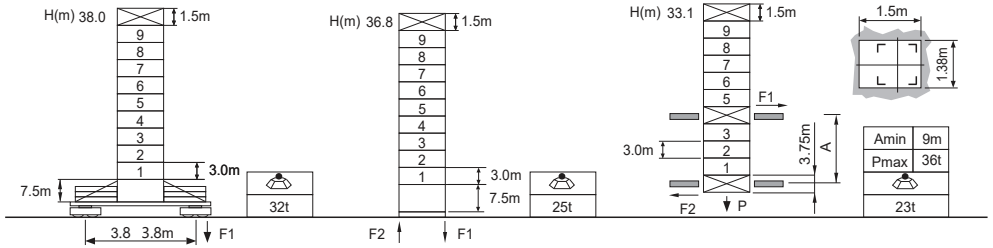

S24`A1 ⍁1.2m		
	H	Jib root hinge height (not include the fixing angle)
	H1	Height under hook: H1 = [H - 2.6m]
	H2	Tower body height: H2 = [H - 2.38m]

Total weight of free standing height (excludes counter weight and ballast)
Total weight of counter weight.
Please consult with us in case higher freestanding height needed.

F Reactions
Please refer to the user manual for reaction force

Load diagrams

R	falls	R(C$_{MAX}$)	C$_{MAX}$	m	15	17	20	22	25	27	30	32	35	37	40	42	45	47	50
50m		3.2~28.4	2.5	t	2.5	2.5	2.5	2.5	2.5	2.5	2.35	2.19	1.98	1.86	1.70	1.60	1.48	1.40	1.30
		3.2~14.3	5	t	4.77	4.15	3.45	3.09	2.66	2.43	2.13	1.97	1.75	1.64	1.48	1.38	1.26	1.18	1.08
45m		3.2~30.5	2.5	t	2.5	2.5	2.5	2.5	2.5	2.5	2.5	2.38	2.15	2.02	1.85	1.74	1.61		
		3.2~15.4	5	t	5.0	4.50	3.75	3.36	2.90	2.65	2.33	2.16	1.93	1.80	1.63	1.52	1.39		
40m		3.2~32.1	2.5	t	2.5	2.5	2.5	2.5	2.5	2.5	2.5	2.5	2.26	2.13	1.95				
		3.2~16.8	5	t	5.0	4.74	3.95	3.55	3.06	2.80	2.47	2.28	2.04	1.91	1.73				
35m		3.2~32.1	2.5	t	2.5	2.5	2.5	2.5	2.5	2.5	2.5	2.5	2.26						
		3.2~16.8	5	t	5.0	4.74	3.95	3.55	3.06	2.80	2.47	2.28	2.04						
30m		3.2~30.0	2.5	t	2.5	2.5	2.5	2.5	2.5	2.5	2.5								
		3.2~16.8	5	t	5.0	4.74	3.95	3.55	3.06	2.80	2.47								
25m		3.2~25.0	2.5	t	2.5	2.5	2.5	2.5	2.5										
		3.2~16.8	5	t	5.0	4.74	3.95	3.55	3.06										
20m		3.2~20.0	2.5	t	2.5	2.5	2.5												
		3.2~16.3	5	t	5.0	4.74	3.95												

Anchorages

An[m]	A1	A2	A3	A4	A5	A6	A7	A8	A9	A10
	24.0	36.0	48.0	60.0	72.0	84.0	96.0	108.0	-	-
H2 [m]	49.5	61.5	73.5	85.5	97.5	106.5	118.5	130.5 ※	-	-

※ Over this height please contact us

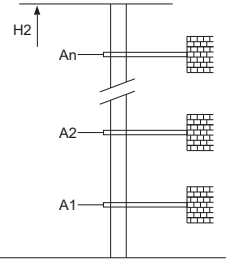

Mechanisms

	25LVF13		m/min	42	63	18.5KW
			t	2.5	1.25	360m >360m※
			m/min	21	31.5	
			t	5.0	2.5	
	DVF	m/min	0~58			5.5kW
	RCV95	rpm	0~0.8			5.5kW
	380V 50Hz(±5%) 380V 60Hz(±5%) 440V 60Hz(±5%)		35kVA			kVA

※ Please consult us △ Option

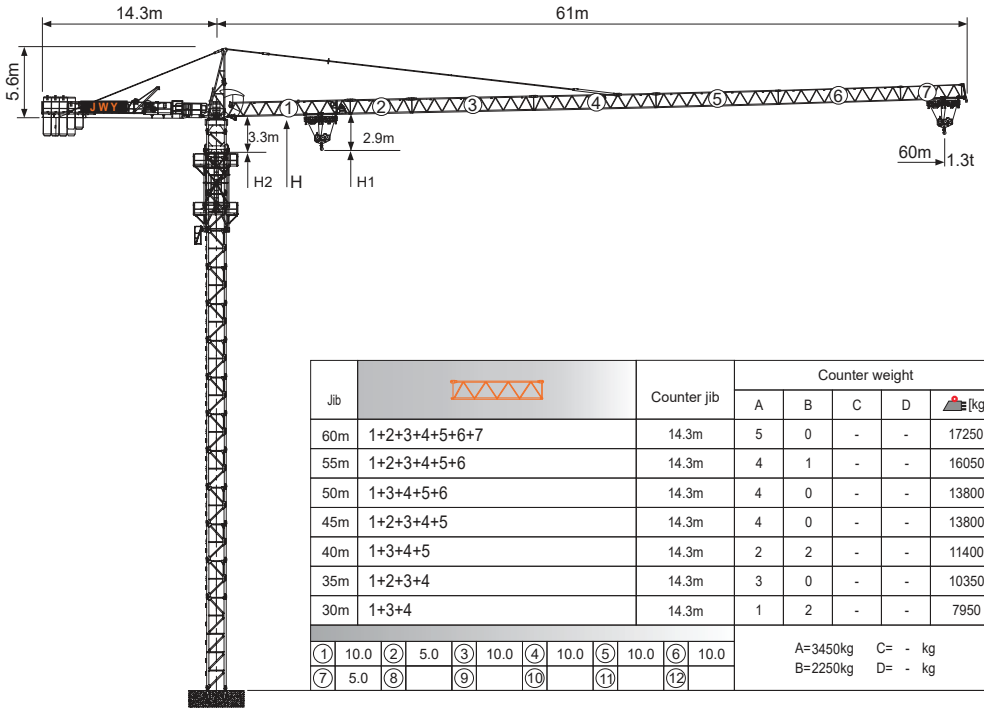

Jib		Counter jib	Counter weight A	B	C	D	[kg]
60m	1+2+3+4+5+6+7	14.3m	5	0	-	-	17250
55m	1+2+3+4+5+6	14.3m	4	1	-	-	16050
50m	1+3+4+5+6	14.3m	4	0	-	-	13800
45m	1+2+3+4+5	14.3m	4	0	-	-	13800
40m	1+3+4+5	14.3m	2	2	-	-	11400
35m	1+2+3+4	14.3m	3	0	-	-	10350
30m	1+3+4	14.3m	1	2	-	-	7950

① 10.0 ② 5.0 ③ 10.0 ④ 10.0 ⑤ 10.0 ⑥ 10.0
⑦ 5.0 ⑧ ⑨ ⑩ ⑪ ⑫

A=3450kg C= - kg
B=2250kg D= - kg

Jib root hinge height

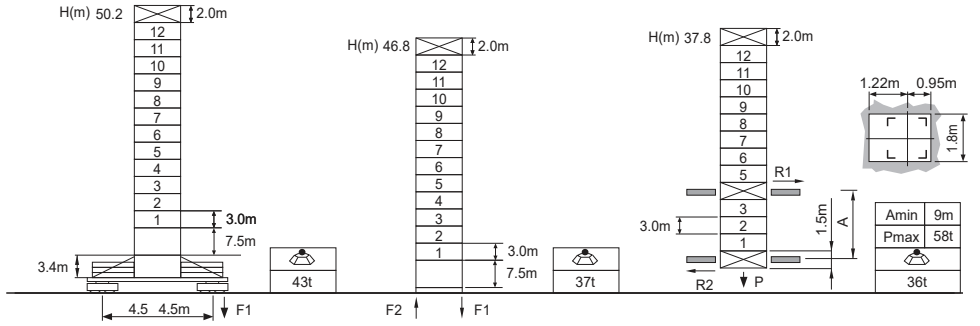

L46A1 ⍁1.6m		
	H	Jib root hinge height (not include the fixing angle)
	H1	Height under hook: H1 = [H - 2.9m]
	H2	Tower body height: H2 = [H - 3.3m]

Total weight of free standing height (excludes counter weight and ballast)
Total weight of counter weight
Please consult with us in case higher freestanding height needed.

F Reactions
Please refer to the user manual for reaction force

Load diagrams

R	falls	R(C$_{MAX}$)	C$_{MAX}$	m	15	17	20	22	25	27	30	32	35	37	40	42	45	47	50	52	55	57	60
60m		3.1~29.3	3	t	3.0	3.0	3.0	3.0	3.0	3.0	2.92	2.72	2.46	2.31	2.11	1.99	1.84	1.75	1.62	1.55	1.45	1.39	1.30
		3.1~14.7	6	t	5.9	5.14	4.28	3.84	3.31	3.02	2.66	2.46	2.20	2.05	1.85	1.73	1.58	1.49	1.36	1.29	1.19	1.13	1.04
55m		3.1~31.9	3	t	3.0	3.0	3.0	3.0	3.0	3.0	3.0	2.99	2.71	2.54	2.33	2.20	2.04	1.94	1.80	1.72	1.61		
		3.1~16.1	6	t	6.0	5.66	4.72	4.24	3.66	3.35	2.95	2.73	2.45	2.28	2.07	1.94	1.78	1.68	1.54	1.46	1.35		
50m		3.1~37.9	3	t	3.0	3.0	3.0	3.0	3.0	3.0	3.0	3.0	3.0	3.0	2.83	2.68	2.48	2.36	2.20				
		3.1~19.1	6	t	6.0	6.0	5.72	5.15	4.46	4.09	3.62	3.36	3.02	2.83	2.57	2.42	2.22	2.10	1.94				
45m		3.1~39.1	3	t	3.0	3.0	3.0	3.0	3.0	3.0	3.0	3.0	3.0	3.0	2.93	2.78	2.57						
		3.1~19.7	6	t	6.0	6.0	5.92	5.33	4.62	4.23	3.75	3.48	3.13	2.93	2.67	2.52	2.31						
40m		3.1~40.0	3	t	3.0	3.0	3.0	3.0	3.0	3.0	3.0	3.0	3.0	3.0	3.0								
		3.1~20.5	6	t	6.0	6.0	6.0	5.56	4.82	4.42	3.92	3.64	3.28	3.07	2.8								
35m		3.1~35.0	3	t	3.0	3.0	3.0	3.0	3.0	3.0	3.0	3.0	3.0										
		3.1~20.5	6	t	6.0	6.0	6.0	5.56	4.82	4.42	3.92	3.64	3.28										
30m		3.1~30.0	3	t	3.0	3.0	3.0	3.0	3.0	3.0	3.0												
		3.1~20.5	6	t	6.0	6.0	6.0	5.56	4.82	4.42	3.92												

Anchorages

An[m]	A1	A2	A3	A4	A5	A6	A7	A8	A9	A10
	33.0	54.0	75.0	96.0	117.0	138.0	-	-	-	-
H2 [m]	67.5	88.5	106.5	127.5	148.5	169.5 ※	-	-	-	-

※ Over this height please contact us

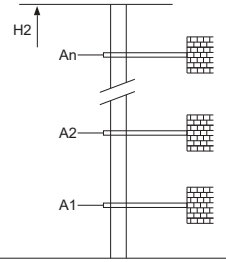

Mechanisms

	40QP20HS-CG5		m/min	40	80	30KW
			t	3	1.5	
			m/min	20	40	
			t	6	3	
						500m
						>500m※
	DVF	m/min		0~60		5.5kW
	RCV95	rpm		0~0.7		2×5.5kW
	380V 50Hz(±5%) 380V 60Hz(±5%) 440V 60Hz(±5%)			55kVA		kVA

※ Please consult us △ Option

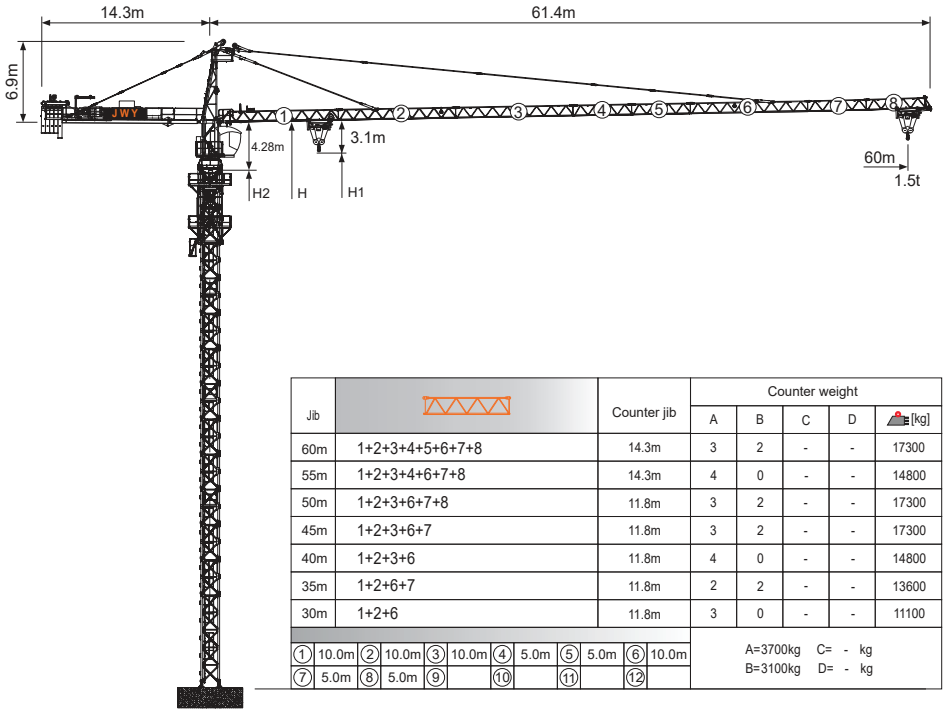

Jib		Counter jib	Counter weight A	B	C	D	[kg]
60m	1+2+3+4+5+6+7+8	14.3m	3	2	-	-	17300
55m	1+2+3+4+6+7+8	14.3m	4	0	-	-	14800
50m	1+2+3+6+7+8	11.8m	3	2	-	-	17300
45m	1+2+3+6+7	11.8m	3	2	-	-	17300
40m	1+2+3+6	11.8m	4	0	-	-	14800
35m	1+2+6+7	11.8m	2	2	-	-	13600
30m	1+2+6	11.8m	3	0	-	-	11100

①	②	③	④	⑤	⑥
10.0m	10.0m	10.0m	5.0m	5.0m	10.0m
⑦	⑧	⑨	⑩	⑪	⑫
5.0m	5.0m				

A=3700kg C= - kg
B=3100kg D= - kg

Jib root hinge height

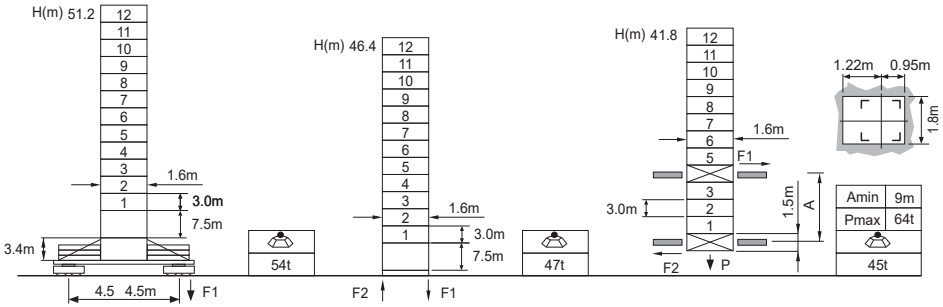

L46A1 ⍁1.6m		
	H	Jib root hinge height (not include the fixing angle)
	H1	Height under hook: H1 = [H - 3.1m]
	H2	Tower body height: H2 = [H - 4.28m]

Total weight of free standing height (excludes counter weight and ballast)
Total weight of counter weight
Please consult with us in case higher freestanding height needed.

F Reactions
Please refer to the user manual for reaction force

Load diagrams

R	falls	R(C$_{MAX}$)	C$_{MAX}$	m	15	17	20	22	25	27	30	32	35	37	40	42	45	47	50	52	55	57	60
60m		2.9~28.3	4	t	4.0	4.0	4.0	4.0	4.0	4.0	3.73	3.45	3.09	2.89	2.62	2.46	2.24	2.12	1.95	1.84	1.70	1.62	1.50
		2.9~15.3	8	t	8.0	7.04	5.86	5.25	4.52	4.13	3.63	3.35	2.99	2.79	2.52	2.36	2.14	2.02	1.85	1.74	1.60	1.52	1.40
55m		2.9~30.2	4	t	4.0	4.0	4.0	4.0	4.0	4.0	4.0	3.74	3.26	3.13	2.85	2.67	2.45	2.31	2.13	2.02	1.87		
		2.9~16.4	8	t	8.0	7.58	6.32	5.67	4.89	4.47	3.94	3.64	3.26	3.03	2.75	2.57	2.35	2.21	2.03	1.92	1.77		
50m		2.9~32.0	4	t	4.0	4.0	4.0	4.0	4.0	4.0	4.0	4.0	3.60	3.36	3.06	2.88	2.64	2.49	2.30				
		2.9~17.3	8	t	8.0	8.0	6.75	6.06	5.23	4.78	4.22	3.90	3.50	3.26	2.96	2.78	2.54	2.39	2.20				
45m		2.9~33.6	4	t	4.0	4.0	4.0	4.0	4.0	4.0	4.0	4.0	3.81	3.57	3.25	3.06	2.80						
		2.9~18.2	8	t	8.0	8.0	7.12	6.40	5.53	5.06	4.47	4.14	3.71	3.47	3.15	2.96	2.70						
40m		2.9~34.9	4	t	4.0	4.0	4.0	4.0	4.0	4.0	4.0	4.0	3.98	3.73	3.40								
		2.9~18.9	8	t	8.0	8.0	7.42	6.67	5.77	5.28	4.67	4.33	3.88	3.63	3.30								
35m		2.9~34.9	4	t	4.0	4.0	4.0	4.0	4.0	4.0	4.0	4.0	3.98										
		2.9~18.9	8	t	8.0	8.0	7.42	6.67	5.77	5.28	4.67	4.33	3.88										
30m		2.9~30.0	4	t	4.0	4.0	4.0	4.0	4.0	4.0	4.0												
		2.9~18.9	8	t	8.0	8.0	7.42	6.67	5.77	5.28	4.67												

Anchorages

An[m]	A1	A2	A3	A4	A5	A6	A7	A8	A9	A10
	33.0	54.0	75.0	96.0	117.0	138.0	-	-	-	-
H2 [m]	67.5	88.5	106.5	127.5	148.5	169.5 ※	-	-	-	-

※ Over this height please contact us

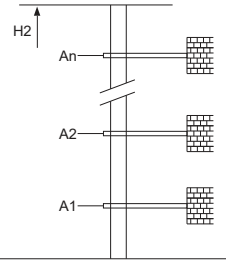

Mechanisms

	50QP20HS-CG5	m/min	40	80	37KW	500m >500m※
		t	4	2		
		m/min	20	40		
		t	8	4		
	DVF	m/min	0~60		5.5kW	
	RCV95	rpm	0~0.7		2×5.5kW	
	380V 50Hz(±5%) 380V 60Hz(±5%) 440V 60Hz(±5%)		65kVA		kVA	

※ Please consult us △ Option

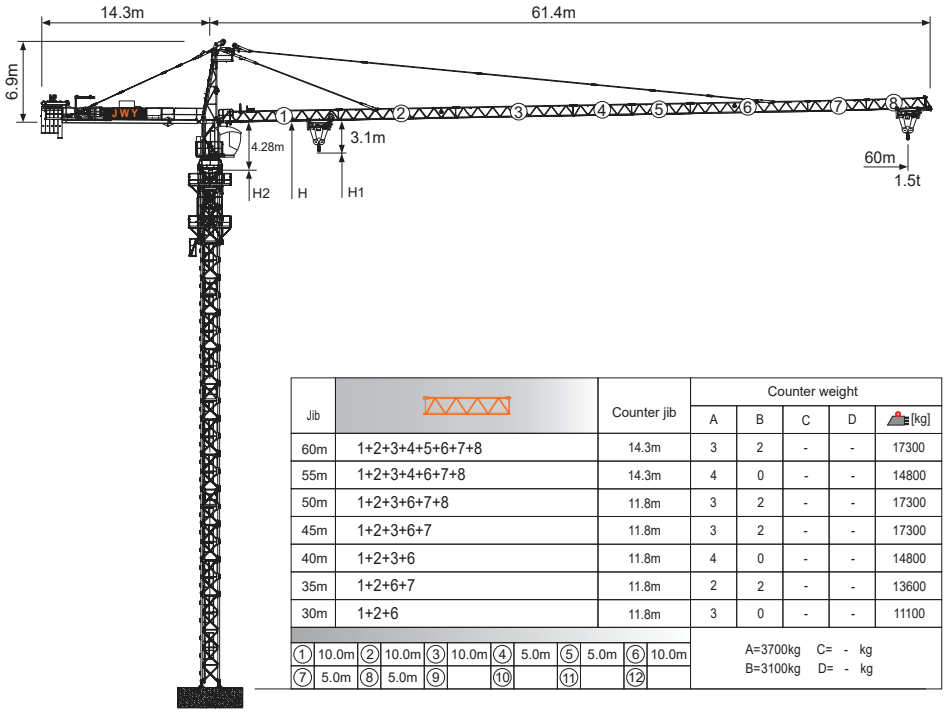

Jib		Counter jib	Counter weight A	B	C	D	[kg]
60m	1+2+3+4+5+6+7+8	14.3m	3	2	-	-	17300
55m	1+2+3+4+6+7+8	14.3m	4	0	-	-	14800
50m	1+2+3+6+7+8	11.8m	3	2	-	-	17300
45m	1+2+3+6+7	11.8m	3	2	-	-	17300
40m	1+2+3+6	11.8m	4	0	-	-	14800
35m	1+2+6+7	11.8m	2	2	-	-	13600
30m	1+2+6	11.8m	3	0	-	-	11100

①	②	③	④	⑤	⑥
10.0m	10.0m	10.0m	5.0m	5.0m	10.0m
⑦	⑧	⑨	⑩	⑪	⑫
5.0m	5.0m				

A=3700kg C= - kg
B=3100kg D= - kg

Jib root hinge height

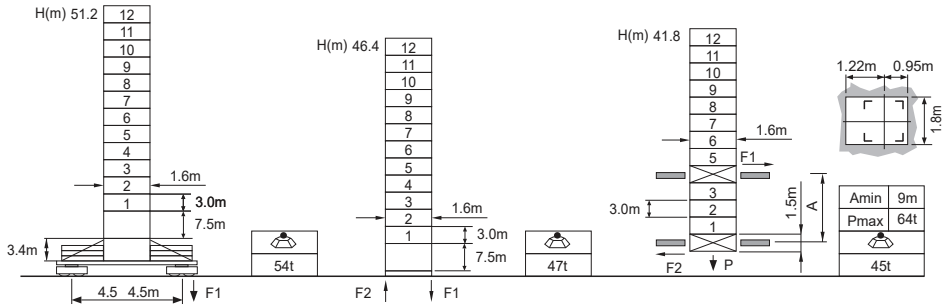

L46A1 ☑1.6m		
	H	Jib root hinge height (not include the fixing angle)
	H1	Height under hook: H1 = [H - 3.1m]
	H2	Tower body height: H2 = [H - 4.28m]

Total weight of free standing height (excludes counter weight and ballast)
Total weight of counter weight
Please consult with us in case higher freestanding height needed.

F Reactions
Please refer to the user manual for reaction force

Load diagrams

R	falls	R(C$_{MAX}$)	C$_{MAX}$	m	15	17	20	22	25	27	30	32	35	37	40	42	45	47	50	52	55	57	60
60m		2.9~23.3	5	t	5.0	5.0	5.0	5.0	4.62	4.23	3.73	3.45	3.09	2.89	2.62	2.46	2.24	2.12	1.95	1.84	1.70	1.62	1.50
		2.9~12.4	10	t	8.09	7.04	5.86	5.25	4.52	4.13	3.63	3.35	2.99	2.79	2.52	2.36	2.14	2.02	1.85	1.74	1.60	1.52	1.40
55m		2.9~24.9	5	t	5.0	5.0	5.0	5.0	4.99	4.57	4.04	3.74	3.26	3.13	2.85	2.67	2.45	2.31	2.13	2.02	1.87		
		2.9~13.3	10	t	8.70	7.58	6.32	5.67	4.89	4.47	3.94	3.64	3.26	3.03	2.75	2.57	2.35	2.21	2.03	1.92	1.77		
50m		2.9~26.4	5	t	5.0	5.0	5.0	5.0	5.0	4.88	4.32	4.0	3.60	3.36	3.06	2.88	2.64	2.49	2.30				
		2.9~14.1	10	t	9.27	8.08	6.75	6.06	5.23	4.78	4.22	3.90	3.50	3.26	2.96	2.78	2.54	2.39	2.20				
45m		2.9~27.7	5	t	5.0	5.0	5.0	5.0	5.0	5.0	4.57	4.24	3.81	3.57	3.25	3.06	2.80						
		2.9~14.8	10	t	9.77	8.52	7.12	6.40	5.53	5.06	4.47	4.14	3.71	3.47	3.15	2.96	2.70						
40m		2.9~28.8	5	t	5.0	5.0	5.0	5.0	5.0	5.0	4.77	4.43	3.98	3.73	3.40								
		2.9~15.3	10	t	10.0	8.88	7.42	6.67	5.77	5.28	4.67	4.33	3.88	3.63	3.30								
35m		2.9~28.8	5	t	5.0	5.0	5.0	5.0	5.0	5.0	4.77	4.43	3.98										
		2.9~15.3	10	t	10.0	8.88	7.42	6.67	5.77	5.28	4.67	4.33	3.88										
30m		2.9~28.8	5	t	5.0	5.0	5.0	5.0	5.0	5.0	4.77												
		2.9~15.3	10	t	10.0	8.88	7.42	6.67	5.77	5.28	4.67												

Anchorages

An[m]	A1	A2	A3	A4	A5	A6	A7	A8	A9	A10
	33.0	54.0	75.0	96.0	117.0	138.0	-	-	-	-
H2 [m]	67.5	88.5	106.5	127.5	148.5	169.5 ※	-	-	-	-

※ Over this height please contact us

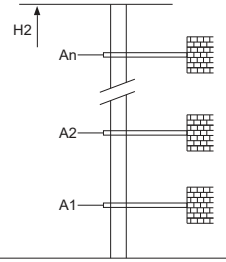

Mechanisms

	60QP20HB-G1		m/min	40	80	45KW
			t	5	2.5	
			m/min	20	40	500m >500m※
			t	10	5	
	DVF	m/min		0~60		5.5kW
	RCV95	rpm		0~0.7		2×5.5kW
	380V 50Hz(±5%) 380V 60Hz(±5%) 440V 60Hz(±5%)			75kVA		kVA

※ Please consult us △ Option

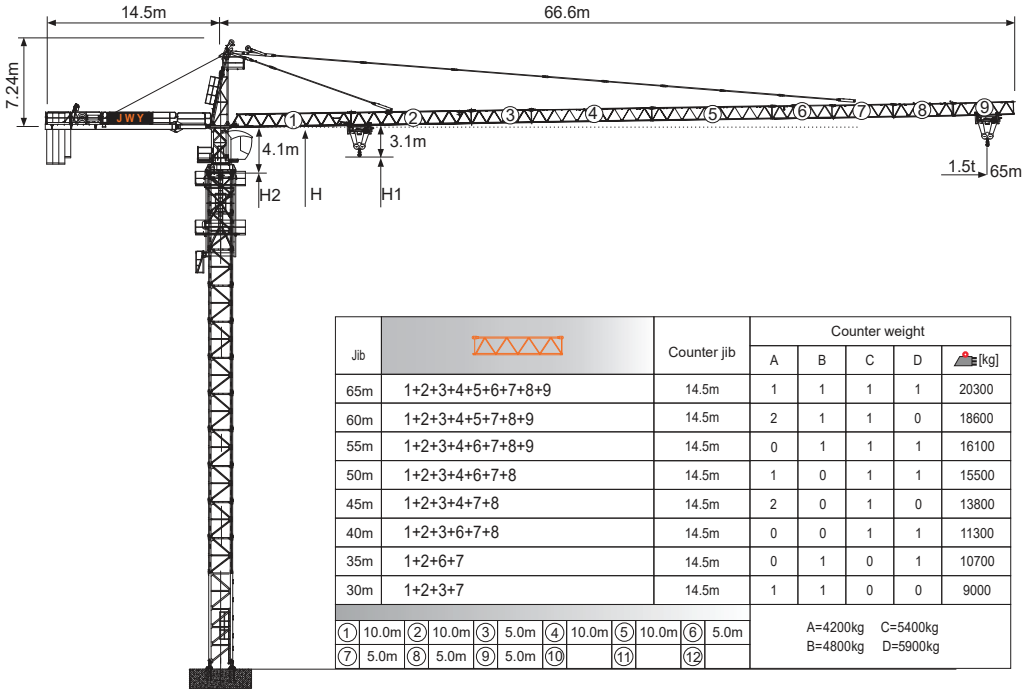

Jib		Counter jib	Counter weight A	B	C	D	[kg]
65m	1+2+3+4+5+6+7+8+9	14.5m	1	1	1	1	20300
60m	1+2+3+4+5+7+8+9	14.5m	2	1	1	0	18600
55m	1+2+3+4+6+7+8+9	14.5m	0	1	1	1	16100
50m	1+2+3+4+6+7+8	14.5m	1	0	1	1	15500
45m	1+2+3+4+7+8	14.5m	2	0	1	0	13800
40m	1+2+3+6+7+8	14.5m	0	0	1	1	11300
35m	1+2+6+7	14.5m	0	1	0	1	10700
30m	1+2+3+7	14.5m	1	1	0	0	9000

① 10.0m ② 10.0m ③ 5.0m ④ 10.0m ⑤ 10.0m ⑥ 5.0m
⑦ 5.0m ⑧ 5.0m ⑨ 5.0m ⑩ ⑪ ⑫

A=4200kg C=5400kg
B=4800kg D=5900kg

Jib root hinge height

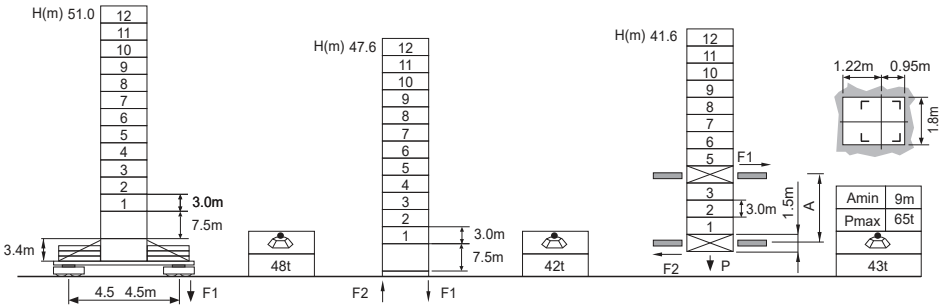

L46A1 ⊿1.6m	H	Jib root hinge height (not include the fixing angle)
	H1	Height under hook: H1 = [H - 3.1m]
	H2	Tower body height: H2 = [H - 4.1m]

Total weight of free standing height (excludes counter weight and ballast)
Total weight of counter weight
Please consult with us in case higher freestanding height needed.

F Reactions
Please refer to the user manual for reaction force

Load diagrams

R	falls	R(C$_{MAX}$)	C$_{MAX}$	m	15	17	20	22	25	27	30	32	35	37	40	42	45	47	50	52	55	57	60	62	65
65m		2.4~30.6	4	t	4.0	4.0	4.0	4.0	4.0	4.0	4.0	3.80	3.41	3.19	2.90	2.72	2.49	2.36	2.17	2.06	1.91	1.81	1.69	1.61	1.50
		2.4~16.6	8	t	8.0	7.70	6.42	5.76	4.97	4.54	4.0	3.70	3.31	3.09	2.80	2.62	2.39	2.26	2.07	1.96	1.81	1.71	1.59	1.51	1.40
60m		2.4~34.6	4	t	4.0	4.0	4.0	4.0	4.0	4.0	4.0	4.0	3.95	3.70	3.37	3.17	2.91	2.76	2.55	2.42	2.25	2.14	2.00		
		2.4~18.7	8	t	8.0	8.0	7.36	6.62	5.72	5.24	4.63	4.29	3.85	3.60	3.27	3.07	2.81	2.66	2.45	2.32	2.15	2.04	1.90		
55m		2.4~37.5	4	t	4.0	4.0	4.0	4.0	4.0	4.0	4.0	4.0	4.0	4.0	3.71	3.50	3.22	3.05	2.82	2.69	2.50				
		2.4~20.3	8	t	8.0	8.0	8.0	7.25	6.28	5.75	5.09	4.72	4.25	3.97	3.61	3.40	3.12	2.95	2.72	2.59	2.40				
50m		2.4~39.4	4	t	4.0	4.0	4.0	4.0	4.0	4.0	4.0	4.0	4.0	4.0	3.93	3.71	3.41	3.24	3.00						
		2.4~21.3	8	t	8.0	8.0	8.0	7.65	6.63	6.08	5.39	5.00	4.50	4.21	3.83	3.61	3.31	3.14	2.90						
45m		2.4~40.2	4	t	4.0	4.0	4.0	4.0	4.0	4.0	4.0	4.0	4.0	4.0	4.0	3.80	3.50								
		2.4~21.8	8	t	8.0	8.0	8.0	7.82	6.79	6.22	5.52	5.12	4.61	4.32	3.93	3.70	3.40								
40m		2.4~40.0	4	t	4.0	4.0	4.0	4.0	4.0	4.0	4.0	4.0	4.0	4.0	4.0										
		2.4~21.9	8	t	8.0	8.0	8.0	7.94	6.74	6.18	5.48	5.08	4.58	4.28	3.90										
35m		2.4~35.0	4	t	4.0	4.0	4.0	4.0	4.0	4.0	4.0	4.0	4.0												
		2.4~21.9	8	t	8.0	8.0	8.0	7.94	6.74	6.18	5.48	5.08	4.58												
30m		2.4~30.0	4	t	4.0	4.0	4.0	4.0	4.0	4.0	4.0														
		2.4~21.9	8	t	8.0	8.0	8.0	7.94	6.74	6.18	5.48														

Anchorages

An[m]	A1	A2	A3	A4	A5	A6	A7	A8	A9	A10
	33.0	54.0	75.0	96.0	117.0	138.0	-	-	-	-
H2 [m]	67.5	88.5	106.5	127.5	148.5	169.5 ※	-	-	-	-

※ Over this height please contact us

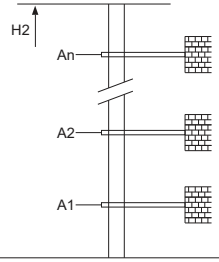

Mechanisms

	50QP20HS-CG5		m/min	40	80	37KW
			t	4	2	
			m/min	20	40	500m >500m※
			t	8	4	
	50LVF20KL-C △		m/min	0 ~ 42	0 ~ 84	37kW
			t	4	2	
			m/min	0 ~ 21	0 ~ 42	710m >710m※
			t	8	4	
	DVF	m/min		0 ~ 60		5.5kW
	JH13F	rpm		0 ~ 0.7		2×5.5kW
	380V 50Hz(±5%) 380V 60Hz(±5%) 440V 60Hz(±5%)			65kVA		kVA

※ Please consult us △ Option

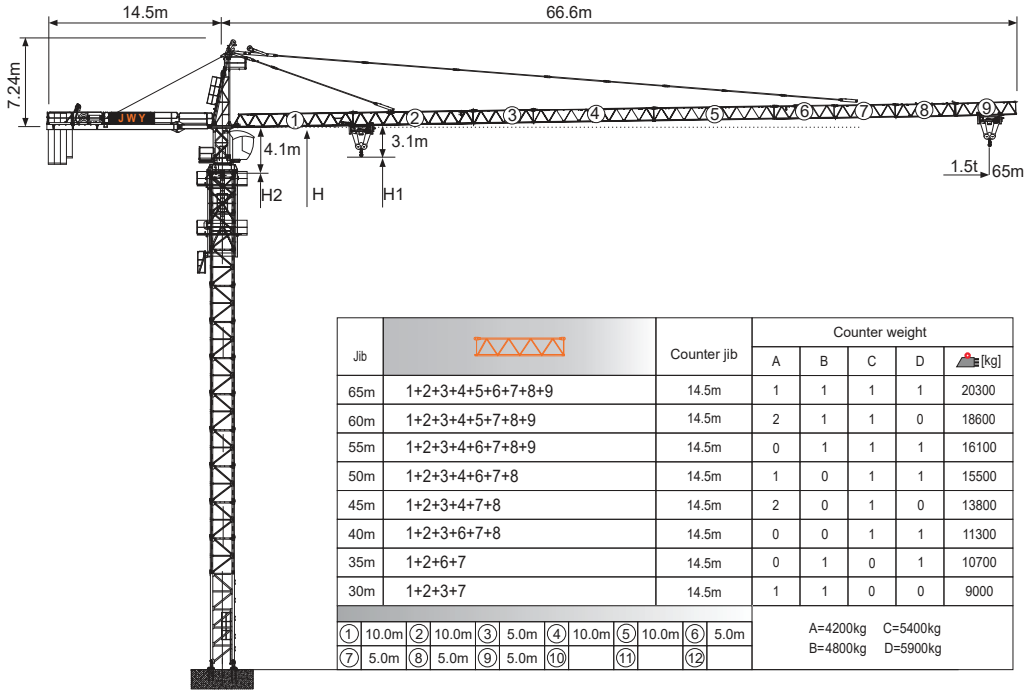

Jib		Counter jib	Counter weight A	B	C	D	[kg]
65m	1+2+3+4+5+6+7+8+9	14.5m	1	1	1	1	20300
60m	1+2+3+4+5+7+8+9	14.5m	2	1	1	0	18600
55m	1+2+3+4+6+7+8+9	14.5m	0	1	1	1	16100
50m	1+2+3+4+6+7+8	14.5m	1	0	1	1	15500
45m	1+2+3+4+7+8	14.5m	2	0	1	0	13800
40m	1+2+3+6+7+8	14.5m	0	0	1	1	11300
35m	1+2+6+7	14.5m	0	1	0	1	10700
30m	1+2+3+7	14.5m	1	1	0	0	9000

①	②	③	④	⑤	⑥
10.0m	10.0m	5.0m	10.0m	10.0m	5.0m
⑦	⑧	⑨	⑩	⑪	⑫
5.0m	5.0m	5.0m			

A=4200kg C=5400kg
B=4800kg D=5900kg

Jib root hinge height

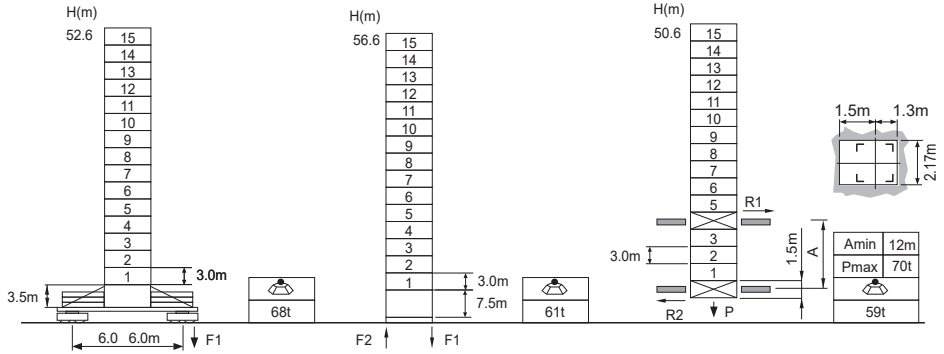

L68B2 ◪2.0m		
	H	Jib root hinge height (not include the fixing angle)
	H1	Height under hook: H1 = [H - 3.1m]
	H2	Tower body height: H2 = [H - 4.1m]

Total weight of free standing height (excludes counter weight and ballast)
Total weight of counter weight
Please consult with us in case higher freestanding height needed.

F Reactions
Please refer to the user manual for reaction force

Load diagrams

R	falls	R(C$_{MAX}$)	C$_{MAX}$	m	15	17	20	22	25	27	30	32	35	37	40	42	45	47	50	52	55	57	60	62	65
65m		2.4~30.6	4	t	4.0	4.0	4.0	4.0	4.0	4.0	4.0	3.80	3.41	3.19	2.90	2.72	2.49	2.36	2.17	2.06	1.91	1.81	1.69	1.61	1.50
		2.4~16.6	8	t	8.0	7.70	6.42	5.76	4.97	4.54	4.0	3.70	3.31	3.09	2.80	2.62	2.39	2.26	2.07	1.96	1.81	1.71	1.59	1.51	1.40
60m		2.4~34.6	4	t	4.0	4.0	4.0	4.0	4.0	4.0	4.0	4.0	3.95	3.70	3.37	3.17	2.91	2.76	2.55	2.42	2.25	2.14	2.00		
		2.4~18.7	8	t	8.0	8.0	7.36	6.62	5.72	5.24	4.63	4.29	3.85	3.60	3.27	3.07	2.81	2.66	2.45	2.32	2.15	2.04	1.90		
55m		2.4~37.5	4	t	4.0	4.0	4.0	4.0	4.0	4.0	4.0	4.0	4.0	4.0	3.71	3.50	3.22	3.05	2.82	2.69	2.50				
		2.4~20.3	8	t	8.0	8.0	8.0	7.25	6.28	5.75	5.09	4.72	4.25	3.97	3.61	3.40	3.12	2.95	2.72	2.59	2.40				
50m		2.4~39.4	4	t	4.0	4.0	4.0	4.0	4.0	4.0	4.0	4.0	4.0	4.0	3.93	3.71	3.41	3.24	3.00						
		2.4~21.3	8	t	8.0	8.0	8.0	7.65	6.63	6.08	5.39	5.00	4.50	4.21	3.83	3.61	3.31	3.14	2.90						
45m		2.4~40.2	4	t	4.0	4.0	4.0	4.0	4.0	4.0	4.0	4.0	4.0	4.0	4.0	3.80	3.50								
		2.4~21.8	8	t	8.0	8.0	8.0	7.82	6.79	6.22	5.52	5.12	4.61	4.32	3.93	3.70	3.40								
40m		2.4~40.0	4	t	4.0	4.0	4.0	4.0	4.0	4.0	4.0	4.0	4.0	4.0	4.0										
		2.4~21.9	8	t	8.0	8.0	8.0	7.94	6.74	6.18	5.48	5.08	4.58	4.28	3.90										
35m		2.4~35.0	4	t	4.0	4.0	4.0	4.0	4.0	4.0	4.0	4.0	4.0												
		2.4~21.9	8	t	8.0	8.0	8.0	7.94	6.74	6.18	5.48	5.08	4.58												
30m		2.4~30.0	4	t	4.0	4.0	4.0	4.0	4.0	4.0	4.0														
		2.4~21.9	8	t	8.0	8.0	8.0	7.94	6.74	6.18	5.48														

Anchorages

An[m]	A1	A2	A3	A4	A5	A6	A7	A8	A9	A10
	42.0	69.0	96.0	123.0	150.0	177.0	204.0	231.0	-	-
H2 [m]	82.5	106.5	133.5	160.5	187.5	214.5	241.5	268.5 ※	-	-

※ Over this height please contact us

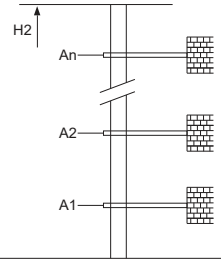

Mechanisms

50QP20HS-CG5	m/min	40	80	37KW	500m >500m※
	t	4	2		
	m/min	20	40		
	t	8	4		
50LVF20KL-C △	m/min	0 ~ 42	0 ~ 84	37kW	710m >710m※
	t	4	2		
	m/min	0 ~ 21	0 ~ 42		
	t	8	4		
DVF	m/min	0 ~ 60		5.5kW	
JH13F	rpm	0 ~ 0.7		2×5.5kW	
380V 50Hz(±5%) 380V 60Hz(±5%) 440V 60Hz(±5%)		65kVA		kVA	

※ Please consult us △ Option

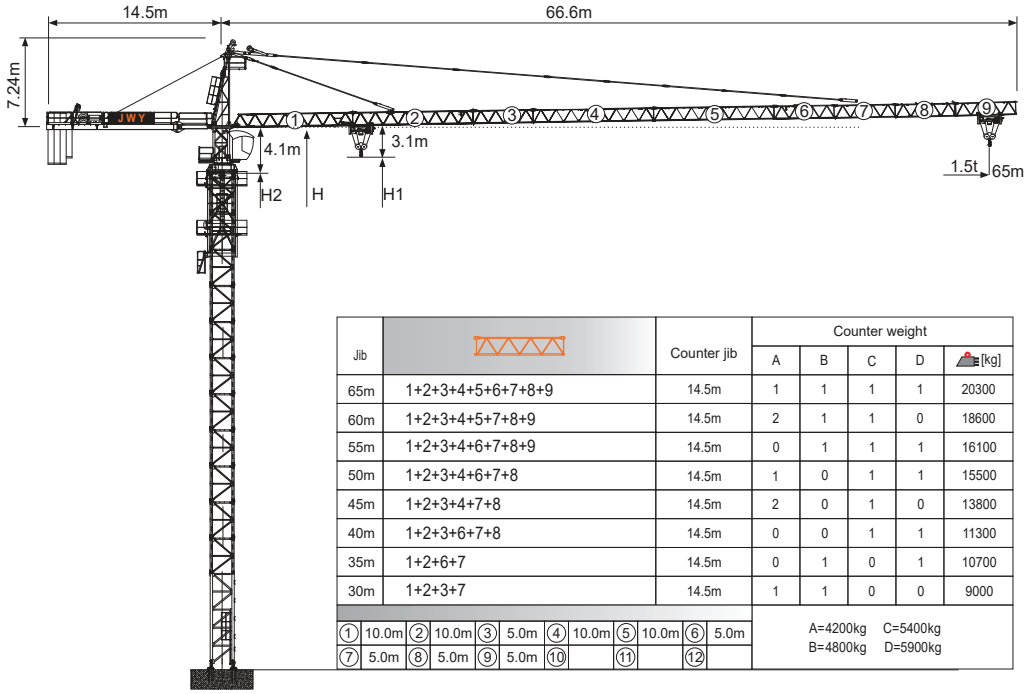

Jib		Counter jib	Counter weight A	B	C	D	[kg]
65m	1+2+3+4+5+6+7+8+9	14.5m	1	1	1	1	20300
60m	1+2+3+4+5+7+8+9	14.5m	2	1	1	0	18600
55m	1+2+3+4+6+7+8+9	14.5m	0	1	1	1	16100
50m	1+2+3+4+6+7+8	14.5m	1	0	1	1	15500
45m	1+2+3+4+7+8	14.5m	2	0	1	0	13800
40m	1+2+3+6+7+8	14.5m	0	0	1	1	11300
35m	1+2+6+7	14.5m	0	1	0	1	10700
30m	1+2+3+7	14.5m	1	1	0	0	9000

① 10.0m ② 10.0m ③ 5.0m ④ 10.0m ⑤ 10.0m ⑥ 5.0m
⑦ 5.0m ⑧ 5.0m ⑨ 5.0m ⑩ ⑪ ⑫

A=4200kg C=5400kg
B=4800kg D=5900kg

Jib root hinge height

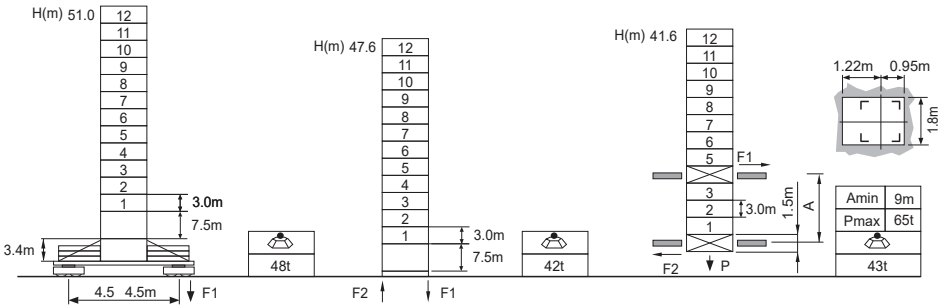

L46A1 ⊿1.6m	H	Jib root hinge height (not include the fixing angle)
	H1	Height under hook: H1 = [H - 3.1m]
	H2	Tower body height: H2 = [H - 4.1m]

Total weight of free standing height (excludes counter weight and ballast)
Total weight of counter weight
Please consult with us in case higher freestanding height needed.

F Reactions
Please refer to the user manual for reaction force

Load diagrams

R	falls	R(C$_{MAX}$)	C$_{MAX}$	m	15	17	20	22	25	27	30	32	35	37	40	42	45	47	50	52	55	57	60	62	65
65m		2.4~25.3	5	t	5.0	5.0	5.0	5.0	5.0	4.64	4.1	3.80	3.41	3.19	2.90	2.72	2.49	2.36	2.17	2.06	1.91	1.81	1.69	1.61	1.50
		2.4~13.5	10	t	8.84	7.70	6.42	5.76	4.97	4.54	4.0	3.70	3.31	3.09	2.80	2.62	2.39	2.26	2.07	1.96	1.81	1.71	1.59	1.51	1.40
60m		2.4~28.6	5	t	5.0	5.0	5.0	5.0	5.0	5.0	4.73	4.39	3.95	3.70	3.37	3.17	2.91	2.76	2.55	2.42	2.25	2.14	2.00		
		2.4~15.2	10	t	10.0	8.81	7.36	6.62	5.72	5.24	4.63	4.29	3.85	3.60	3.27	3.07	2.81	2.66	2.45	2.32	2.15	2.04	1.90		
55m		2.4~31.0	5	t	5.0	5.0	5.0	5.0	5.0	5.0	5.0	4.82	4.35	4.07	3.71	3.50	3.22	3.05	2.82	2.69	2.50				
		2.4~16.5	10	t	10.0	9.62	8.06	7.25	6.28	5.75	5.09	4.72	4.25	3.97	3.61	3.40	3.12	2.95	2.72	2.59	2.40				
50m		2.4~32.5	5	t	5.0	5.0	5.0	5.0	5.0	5.0	5.0	5.0	4.60	4.31	3.93	3.71	3.41	3.24	3.00						
		2.4~17.3	10	t	10.0	10.0	8.50	7.65	6.63	6.08	5.39	5.00	4.50	4.21	3.83	3.61	3.31	3.14	2.90						
45m		2.4~33.2	5	t	5.0	5.0	5.0	5.0	5.0	5.0	5.0	5.0	4.71	4.42	4.03	3.80	3.50								
		2.4~17.7	10	t	10.0	10.0	8.69	7.82	6.79	6.22	5.52	5.12	4.61	4.32	3.93	3.70	3.40								
40m		2.4~33.6	5	t	5.0	5.0	5.0	5.0	5.0	5.0	5.0	5.0	4.68	4.38	4.00										
		2.4~17.9	10	t	10.0	10.0	8.82	7.77	6.74	6.18	5.48	5.08	4.58	4.28	3.90										
35m		2.4~33.6	5	t	5.0	5.0	5.0	5.0	5.0	5.0	5.0	5.0	4.68												
		2.4~17.9	10	t	10.0	10.0	8.82	7.77	6.74	6.18	5.48	5.08	4.58												
30m		2.4~30.0	5	t	5.0	5.0	5.0	5.0	5.0	5.0	5.0														
		2.4~17.9	10	t	10.0	10.0	8.82	7.77	6.74	6.18	5.48														

Anchorages

An[m]	A1	A2	A3	A4	A5	A6	A7	A8	A9	A10
	33.0	54.0	75.0	96.0	117.0	138.0	-	-	-	-
H2 [m]	67.5	88.5	106.5	127.5	148.5	169.5 ※	-	-	-	-

※ Over this height please contact us

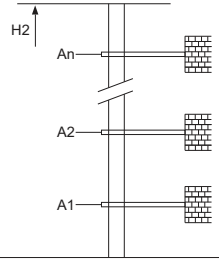

Mechanisms

	60QP25HB-G1		m/min	0 ~ 45	0 ~ 90	45kW
			t	5	2.5	
			m/min	0 ~ 22.5	0 ~ 45	560m >560m※
			t	10	5	
	60LVF25KL △		m/min	0 ~ 42	0 ~ 84	45kW
			t	5	2.5	
			m/min	0 ~ 21	0 ~ 42	710m >710m※
			t	10	5	
	DVF	m/min		0 ~ 60		5.5kW
	JH13F	rpm		0 ~ 0.7		2×5.5kW
	380V 50Hz(±5%) 380V 60Hz(±5%) 440V 60Hz(±5%)			75kVA		kVA

※ Please consult us △ Option

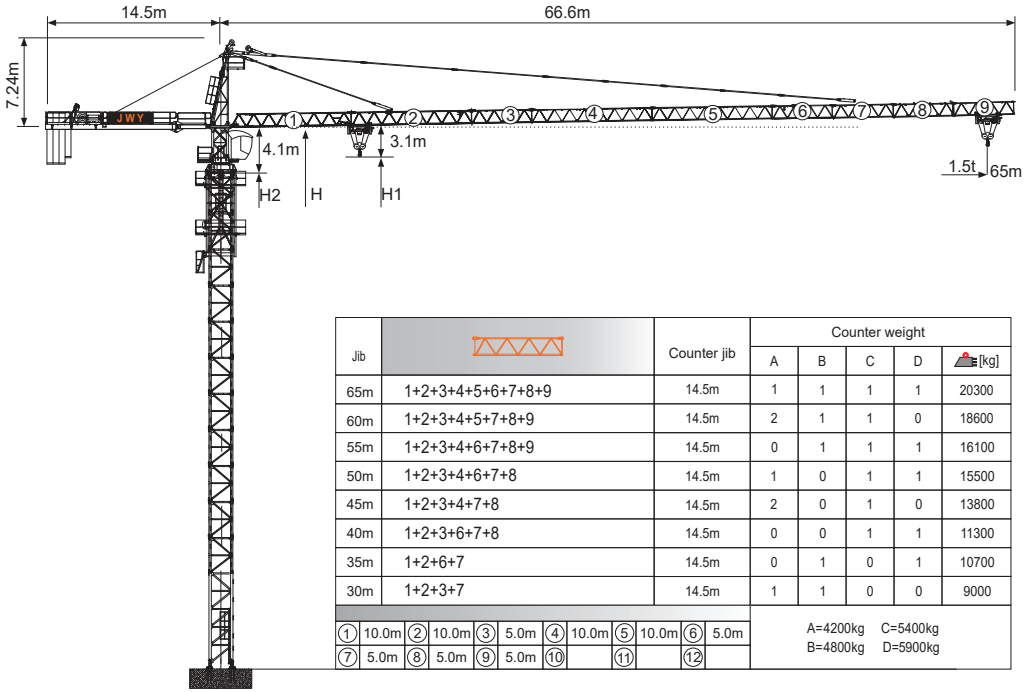

Jib		Counter jib	Counter weight A	B	C	D	[kg]
65m	1+2+3+4+5+6+7+8+9	14.5m	1	1	1	1	20300
60m	1+2+3+4+5+7+8+9	14.5m	2	1	1	0	18600
55m	1+2+3+4+6+7+8+9	14.5m	0	1	1	1	16100
50m	1+2+3+4+6+7+8	14.5m	1	0	1	1	15500
45m	1+2+3+4+7+8	14.5m	2	0	1	0	13800
40m	1+2+3+6+7+8	14.5m	0	0	1	1	11300
35m	1+2+6+7	14.5m	0	1	0	1	10700
30m	1+2+3+7	14.5m	1	1	0	0	9000

① 10.0m ② 10.0m ③ 5.0m ④ 10.0m ⑤ 10.0m ⑥ 5.0m
⑦ 5.0m ⑧ 5.0m ⑨ 5.0m ⑩ ⑪ ⑫

A=4200kg C=5400kg
B=4800kg D=5900kg

Jib root hinge height

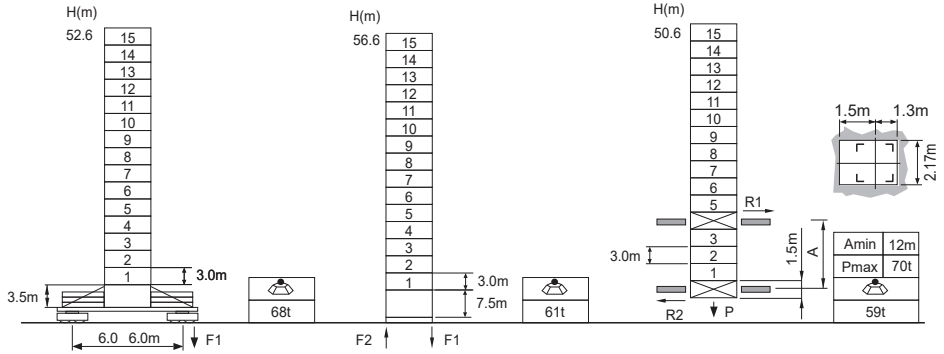

L68B2 ◪2.0m	H	Jib root hinge height (not include the fixing angle)
	H1	Height under hook: H1 = [H - 3.1m]
	H2	Tower body height: H2 = [H - 4.1m]

Total weight of free standing height (excludes counter weight and ballast)
Total weight of counter weight
Please consult with us in case higher freestanding height needed.

F Reactions
Please refer to the user manual for reaction force

Load diagrams

R	falls	R(C$_{MAX}$)	C$_{MAX}$	m	15	17	20	22	25	27	30	32	35	37	40	42	45	47	50	52	55	57	60	62	65
65m		2.4~25.3	5	t	5.0	5.0	5.0	5.0	5.0	4.64	4.1	3.80	3.41	3.19	2.90	2.72	2.49	2.36	2.17	2.06	1.91	1.81	1.69	1.61	1.50
		2.4~13.5	10	t	8.84	7.70	6.42	5.76	4.97	4.54	4.0	3.70	3.31	3.09	2.80	2.62	2.39	2.26	2.07	1.96	1.81	1.71	1.59	1.51	1.40
60m		2.4~28.6	5	t	5.0	5.0	5.0	5.0	5.0	5.0	4.73	4.39	3.95	3.70	3.37	3.17	2.91	2.76	2.55	2.42	2.25	2.14	2.00		
		2.4~15.2	10	t	10.0	8.81	7.36	6.62	5.72	5.24	4.63	4.29	3.85	3.60	3.27	3.07	2.81	2.66	2.45	2.32	2.15	2.04	1.90		
55m		2.4~31.0	5	t	5.0	5.0	5.0	5.0	5.0	5.0	5.0	4.82	4.35	4.07	3.71	3.50	3.22	3.05	2.82	2.69	2.50				
		2.4~16.5	10	t	10.0	9.62	8.06	7.25	6.28	5.75	5.09	4.72	4.25	3.97	3.61	3.40	3.12	2.95	2.72	2.59	2.40				
50m		2.4~32.5	5	t	5.0	5.0	5.0	5.0	5.0	5.0	5.0	5.0	4.60	4.31	3.93	3.71	3.41	3.24	3.00						
		2.4~17.3	10	t	10.0	10.0	8.50	7.65	6.63	6.08	5.39	5.00	4.50	4.21	3.83	3.61	3.31	3.14	2.90						
45m		2.4~33.2	5	t	5.0	5.0	5.0	5.0	5.0	5.0	5.0	5.0	4.71	4.42	4.03	3.80	3.50								
		2.4~17.7	10	t	10.0	10.0	8.69	7.82	6.79	6.22	5.52	5.12	4.61	4.32	3.93	3.70	3.40								
40m		2.4~33.6	5	t	5.0	5.0	5.0	5.0	5.0	5.0	5.0	5.0	4.68	4.38	4.00										
		2.4~17.9	10	t	10.0	10.0	8.82	7.77	6.74	6.18	5.48	5.08	4.58	4.28	3.90										
35m		2.4~33.6	5	t	5.0	5.0	5.0	5.0	5.0	5.0	5.0	5.0	4.68												
		2.4~17.9	10	t	10.0	10.0	8.82	7.77	6.74	6.18	5.48	5.08	4.58												
30m		2.4~30.0	5	t	5.0	5.0	5.0	5.0	5.0	5.0	5.0														
		2.4~17.9	10	t	10.0	10.0	8.82	7.77	6.74	6.18	5.48														

Anchorages

An[m]	A1	A2	A3	A4	A5	A6	A7	A8	A9	A10
	42.0	69.0	96.0	123.0	150.0	177.0	204.0	231.0	-	-
H2 [m]	82.5	106.5	133.5	160.5	187.5	214.5	241.5	268.5 ※	-	-

※ Over this height please contact us

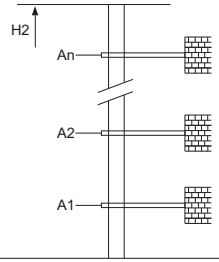

Mechanisms

	60QP25HB-G1		m/min	0~45	0~90	45kW
			t	5	2.5	
			m/min	0~22.5	0~45	560m
			t	10	5	>560m※
	60LVF25KL △		m/min	0~42	0~84	45kW
			t	5	2.5	
			m/min	0~21	0~42	710m
			t	10	5	>710m※
	DVF	m/min		0~60		5.5kW
	JH13F	rpm		0~0.7		2×5.5kW
	380V 50Hz(±5%) 380V 60Hz(±5%) 440V 60Hz(±5%)			75kVA		kVA

※ Please consult us △ Option

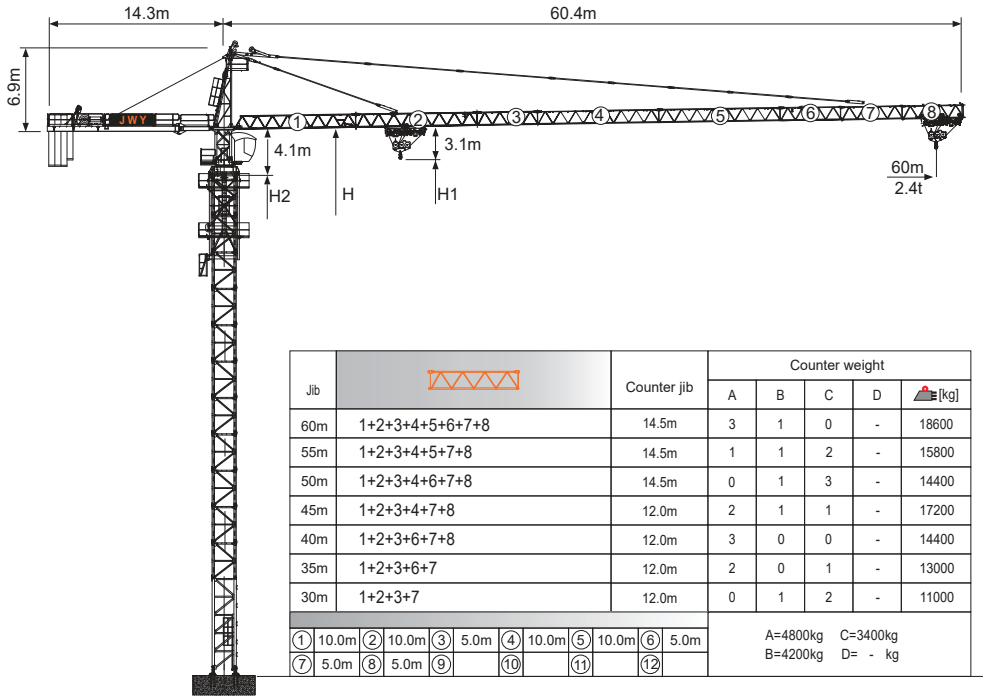

Jib		Counter jib	Counter weight A	B	C	D	[kg]
60m	1+2+3+4+5+6+7+8	14.5m	3	1	0	-	18600
55m	1+2+3+4+5+7+8	14.5m	1	1	2	-	15800
50m	1+2+3+4+6+7+8	14.5m	0	1	3	-	14400
45m	1+2+3+4+7+8	12.0m	2	1	1	-	17200
40m	1+2+3+6+7+8	12.0m	3	0	0	-	14400
35m	1+2+3+6+7	12.0m	2	0	1	-	13000
30m	1+2+3+7	12.0m	0	1	2	-	11000

①	10.0m	②	10.0m	③	5.0m	④	10.0m	⑤	10.0m	⑥	5.0m
⑦	5.0m	⑧	5.0m	⑨		⑩		⑪		⑫	

A=4800kg C=3400kg
B=4200kg D= - kg

Jib root hinge height

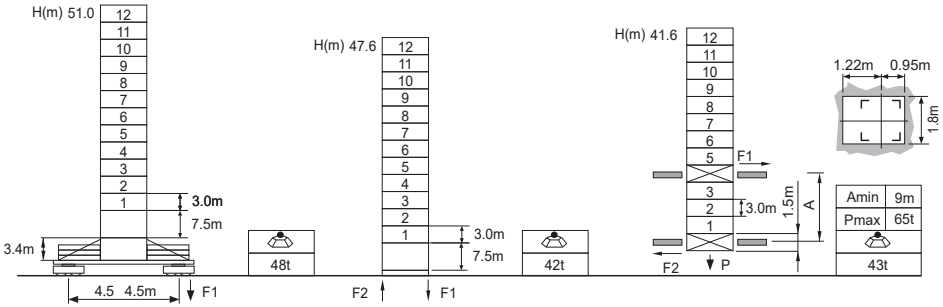

L46A1 ⍁1.6m	H	Jib root hinge height (not include the fixing angle)
	H1	Height under hook: H1 = [H - 3.1m]
	H2	Tower body height: H2 = [H - 4.1m]

Total weight of free standing height (excludes counter weight and ballast)
Total weight of counter weight
Please consult with us in case higher freestanding height needed.

F Reactions
Please refer to the user manual for reaction force

Load diagrams

R	falls	R(C$_{MAX}$)	C$_{MAX}$	m	15	17	20	22	25	27	30	32	35	37	40	42	45	47	50	52	55	57	60
60m		3.0~31.3	5	t	5.0	5.0	5.0	5.0	5.0	5.0	5.0	4.89	4.43	4.17	3.82	3.62	3.35	3.19	2.97	2.84	2.66	2.55	2.40
		3.0~15.8	10	t	10.0	9.27	7.77	6.99	6.06	5.55	4.92	4.58	4.11	3.84	3.50	3.29	3.02	2.86	2.64	2.51	2.33	2.22	2.07
55m		3.0~32.3	5	t	5.0	5.0	5.0	5.0	5.0	5.0	5.0	5.0	4.45	4.3	4.09	3.87	3.58	3.41	3.18	3.04	2.85		
		3.0~16.8	10	t	10.0	9.89	8.29	7.47	6.48	5.94	5.27	4.89	4.41	4.13	3.76	3.54	3.25	3.08	2.85	2.71	2.52		
50m		3.0~35.1	5	t	5.0	5.0	5.0	5.0	5.0	5.0	5.0	5.0	5.0	4.72	4.33	4.10	3.80	3.62	3.37				
		3.0~17.7	10	t	10.0	10.0	8.78	7.91	6.87	6.30	5.59	5.19	4.68	4.39	4.00	3.77	3.47	3.29	3.05				
45m		3.0~36.9	5	t	5.0	5.0	5.0	5.0	5.0	5.0	5.0	5.0	5.0	4.99	4.58	4.34	4.02						
		3.0~18.6	10	t	10.0	10.0	9.28	8.36	7.27	6.67	5.93	5.51	4.97	4.66	4.25	4.01	3.69						
40m		3.0~37.6	5	t	5.0	5.0	5.0	5.0	5.0	5.0	5.0	5.0	5.0	5.0	4.68								
		3.0~19.0	10	t	10.0	10.0	9.48	8.54	7.43	6.82	6.06	5.63	5.08	4.77	4.35								
35m		3.0~35.0	5	t	5.0	5.0	5.0	5.0	5.0	5.0	5.0	5.0	5.0										
		3.0~19.0	10	t	10.0	10.0	9.48	8.54	7.43	6.82	6.06	5.63	5.08										
30m		3.0~30.0	5	t	5.0	5.0	5.0	5.0	5.0	5.0	5.0												
		3.0~19.0	10	t	10.0	10.0	9.48	8.54	7.43	6.82	6.06												

Anchorages

An[m]	A1	A2	A3	A4	A5	A6	A7	A8	A9	A10
	33.0	54.0	75.0	96.0	117.0	138.0	-	-	-	-
H2 [m]	67.5	88.5	106.5	127.5	148.5	169.5 ※	-	-	-	-

※ Over this height please contact us

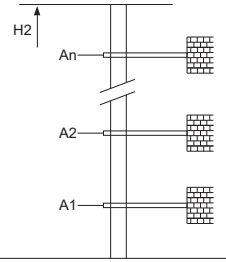

Mechanisms

	60QP25HB-G1		m/min	0~45	0~90	45kW
			t	5	2.5	
			m/min	0~22.5	0~45	560m >560m※
			t	10	5	
	60LVF25KL △		m/min	0~42	0~84	45kW
			t	5	2.5	
			m/min	0~21	0~42	710m >710m※
			t	10	5	
	DVF	m/min	0~60			5.5kW
	RCV95	rpm	0~0.7			2×5.5kW
	380V 50Hz(±5%) 380V 60Hz(±5%) 440V 60Hz(±5%)		75kVA			kVA

※ Please consult us △ Option

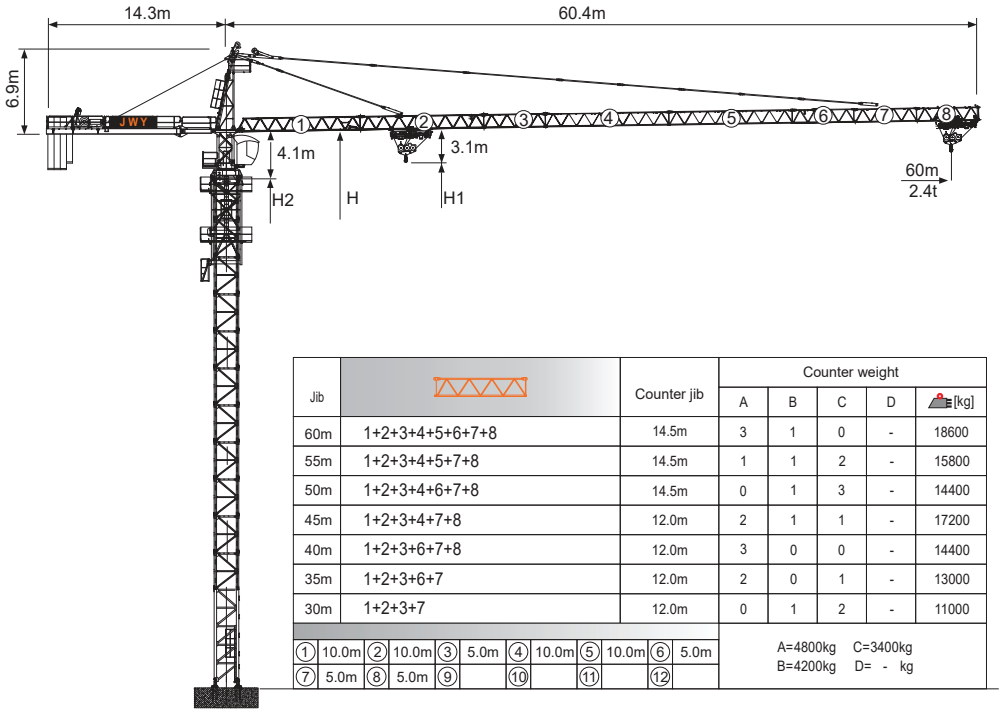

Jib		Counter jib	Counter weight A	B	C	D	[kg]
60m	1+2+3+4+5+6+7+8	14.5m	3	1	0	-	18600
55m	1+2+3+4+5+7+8	14.5m	1	1	2	-	15800
50m	1+2+3+4+6+7+8	14.5m	0	1	3	-	14400
45m	1+2+3+4+7+8	12.0m	2	1	1	-	17200
40m	1+2+3+6+7+8	12.0m	3	0	0	-	14400
35m	1+2+3+6+7	12.0m	2	0	1	-	13000
30m	1+2+3+7	12.0m	0	1	2	-	11000

①	②	③	④	⑤	⑥
10.0m	10.0m	5.0m	10.0m	10.0m	5.0m

⑦	⑧	⑨	⑩	⑪	⑫
5.0m	5.0m				

A=4800kg C=3400kg
B=4200kg D= - kg

Jib root hinge height

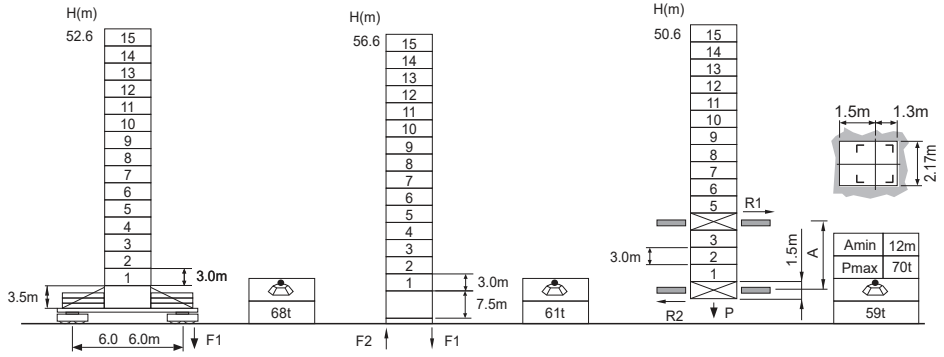

L68B2 ◻2.0m		
	H	Jib root hinge height (not include the fixing angle)
	H1	Height under hook: H1 = [H - 3.1m]
	H2	Tower body height: H2 = [H - 4.1m]

Total weight of free standing height (excludes counter weight and ballast)
Total weight of counter weight
Please consult with us in case higher freestanding height needed.

F Reactions
Please refer to the user manual for reaction force

Load diagrams

R	falls	R(C$_{MAX}$)	C$_{MAX}$	m	15	17	20	22	25	27	30	32	35	37	40	42	45	47	50	52	55	57	60
60m		3.0~31.3	5	t	5.0	5.0	5.0	5.0	5.0	5.0	5.0	4.89	4.43	4.17	3.82	3.62	3.35	3.19	2.97	2.84	2.66	2.55	2.40
		3.0~15.8	10	t	10.0	9.27	7.77	6.99	6.06	5.55	4.92	4.58	4.11	3.84	3.50	3.29	3.02	2.86	2.64	2.51	2.33	2.22	2.07
55m		3.0~32.3	5	t	5.0	5.0	5.0	5.0	5.0	5.0	5.0	5.0	4.45	4.3	4.09	3.87	3.58	3.41	3.18	3.04	2.85		
		3.0~16.8	10	t	10.0	9.89	8.29	7.47	6.48	5.94	5.27	4.89	4.41	4.13	3.76	3.54	3.25	3.08	2.85	2.71	2.52		
50m		3.0~35.1	5	t	5.0	5.0	5.0	5.0	5.0	5.0	5.0	5.0	5.0	4.72	4.33	4.10	3.80	3.62	3.37				
		3.0~17.7	10	t	10.0	10.0	8.78	7.91	6.87	6.30	5.59	5.19	4.68	4.39	4.00	3.77	3.47	3.29	3.05				
45m		3.0~36.9	5	t	5.0	5.0	5.0	5.0	5.0	5.0	5.0	5.0	5.0	4.99	4.58	4.34	4.02						
		3.0~18.6	10	t	10.0	10.0	9.28	8.36	7.27	6.67	5.93	5.51	4.97	4.66	4.25	4.01	3.69						
40m		3.0~37.6	5	t	5.0	5.0	5.0	5.0	5.0	5.0	5.0	5.0	5.0	5.0	4.68								
		3.0~19.0	10	t	10.0	10.0	9.48	8.54	7.43	6.82	6.06	5.63	5.08	4.77	4.35								
35m		3.0~35.0	5	t	5.0	5.0	5.0	5.0	5.0	5.0	5.0	5.0	5.0										
		3.0~19.0	10	t	10.0	10.0	9.48	8.54	7.43	6.82	6.06	5.63	5.08										
30m		3.0~30.0	5	t	5.0	5.0	5.0	5.0	5.0	5.0	5.0												
		3.0~19.0	10	t	10.0	10.0	9.48	8.54	7.43	6.82	6.06												

Anchorages

An[m]	A1	A2	A3	A4	A5	A6	A7	A8	A9	A10
	42.0	69.0	96.0	123.0	150.0	177.0	204.0	231.0	-	-
H2 [m]	82.5	106.5	133.5	160.5	187.5	214.5	241.5	268.5 ※	-	-

※ Over this height please contact us

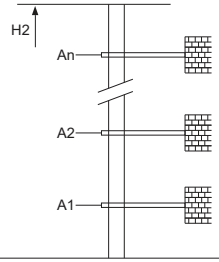

Mechanisms

	60QP25HB-G1		m/min	0~45	0~90	45kW
			t	5	2.5	
			m/min	0~22.5	0~45	560m
			t	10	5	>560m※
	60LVF25KL △		m/min	0~42	0~84	45kW
			t	5	2.5	
			m/min	0~21	0~42	710m
			t	10	5	>710m※
	DVF	m/min	0~60			5.5kW
	RCV95	rpm	0~0.7			2×5.5kW
	380V 50Hz(±5%) 380V 60Hz(±5%) 440V 60Hz(±5%)		75kVA			kVA

※ Please consult us △ Option

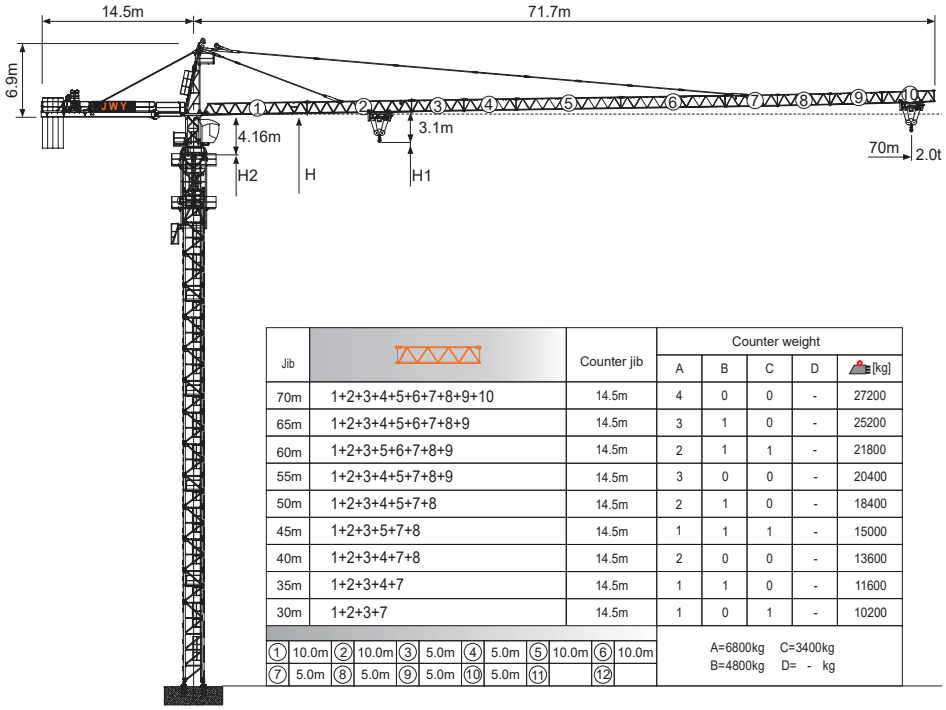

Jib		Counter jib	Counter weight A	B	C	D	[kg]
70m	1+2+3+4+5+6+7+8+9+10	14.5m	4	0	0	-	27200
65m	1+2+3+4+5+6+7+8+9	14.5m	3	1	0	-	25200
60m	1+2+3+5+6+7+8+9	14.5m	2	1	1	-	21800
55m	1+2+3+4+5+7+8+9	14.5m	3	0	0	-	20400
50m	1+2+3+4+5+7+8	14.5m	2	1	0	-	18400
45m	1+2+3+5+7+8	14.5m	1	1	1	-	15000
40m	1+2+3+4+7+8	14.5m	2	0	0	-	13600
35m	1+2+3+4+7	14.5m	1	1	0	-	11600
30m	1+2+3+7	14.5m	1	0	1	-	10200

① 10.0m ② 10.0m ③ 5.0m ④ 5.0m ⑤ 10.0m ⑥ 10.0m
⑦ 5.0m ⑧ 5.0m ⑨ 5.0m ⑩ 5.0m ⑪ ⑫

A=6800kg C=3400kg
B=4800kg D= - kg

Jib root hinge height

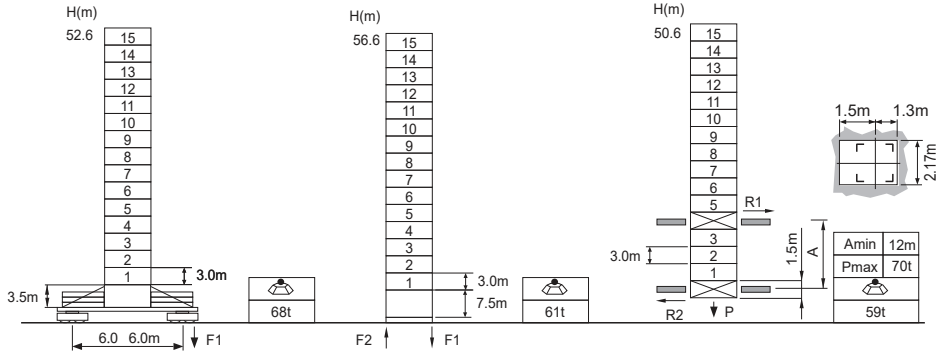

L68B2 ◪2.0m	H	Jib root hinge height (not include the fixing angle)
	H1	Height under hook: H1 = [H - 3.1m]
	H2	Tower body height: H2 = [H - 4.16m]

Total weight of free standing height (excludes counter weight and ballast)
Total weight of counter weight
Please consult with us in case higher freestanding height needed.

F Reactions
Please refer to the user manual for reaction force

Load diagrams

R	falls	R(C$_{MAX}$)	C$_{MAX}$	m	15	17	20	22	25	27	30	32	35	37	40	42	45	47	50	52	55	57	60	62	65	67	70
70m		3.0~33.9	5	t	5.0	5.0	5.0	5.0	5.0	5.0	5.0	5.0	4.83	4.52	4.12	3.89	3.57	3.38	3.13	2.98	2.77	2.64	2.47	2.36	2.22	2.13	2.00
		3.0~18.2	10	t	10.0	10.0	8.97	8.07	6.99	6.40	5.67	5.26	4.73	4.42	4.02	3.79	3.47	3.28	3.03	2.88	2.67	2.54	2.37	2.26	2.12	2.03	1.90
65m		3.0~34.9	5	t	5.0	5.0	5.0	5.0	5.0	5.0	5.0	5.0	4.99	4.67	4.26	4.02	3.69	3.50	3.24	3.08	2.87	2.74	2.56	2.45	2.30		
		3.0~18.8	10	t	10.0	10.0	9.25	8.32	7.21	6.61	5.85	5.43	4.89	4.57	4.16	3.92	3.59	3.40	3.14	2.98	2.77	2.64	2.46	2.35	2.20		
60m		3.0~37.4	5	t	5.0	5.0	5.0	5.0	5.0	5.0	5.0	5.0	5.0	5.0	4.62	4.36	4.02	3.81	3.53	3.36	3.13	3.00	2.80				
		3.0~19.9	10	t	10.0	10.0	9.97	8.98	7.79	7.15	6.34	5.88	5.30	4.96	4.52	4.26	3.92	3.71	3.43	3.26	3.03	2.90	2.70				
55m		3.0~39.9	5	t	5.0	5.0	5.0	5.0	5.0	5.0	5.0	5.0	5.0	5.0	4.98	4.71	4.34	4.12	3.82	3.64	3.40						
		3.0~21.4	10	t	10.0	10.0	10.0	9.64	8.37	7.68	6.82	6.34	5.71	5.35	4.88	4.61	4.24	4.02	3.72	3.54	3.30						
50m		3.0~41.4	5	t	5.0	5.0	5.0	5.0	5.0	5.0	5.0	5.0	5.0	5.0	5.0	4.92	4.54	4.31	4.00								
		3.0~22.3	10	t	10.0	10.0	10.0	10.0	8.73	8.02	7.12	6.62	5.97	5.60	5.11	4.82	4.44	4.21	3.90								
45m		3.0~43.5	5	t	5.0	5.0	5.0	5.0	5.0	5.0	5.0	5.0	5.0	5.0	5.0	5.0	4.80										
		3.0~23.4	10	t	10.0	10.0	9.48	10.0	9.21	8.46	7.52	6.99	6.31	5.92	5.41	5.11	4.70										
40m		3.0~40.0	5	t	5.0	5.0	5.0	5.0	5.0	5.0	5.0	5.0	5.0	5.0	5.0												
		3.0~24.1	10	t	10.0	10.0	10.0	10.0	9.51	8.74	7.77	7.23	6.53	6.13	5.60												
35m		3.0~35.0	5	t	5.0	5.0	5.0	5.0	5.0	5.0	5.0	5.0	5.0														
		3.0~24.1	10	t	10.0	10.0	10.0	10.0	9.51	8.74	7.77	7.23	6.53														
30m		3.0~30.0	5	t	5.0	5.0	5.0	5.0	5.0	5.0	5.0																
		3.0~24.1	10	t	10.0	10.0	10.0	10.0	9.51	8.74	7.77																

Anchorages

An[m]	A1	A2	A3	A4	A5	A6	A7	A8	A9	A10
	42.0	69.0	96.0	123.0	150.0	177.0	204.0	231.0	-	-
H2 [m]	82.5	106.5	133.5	160.5	187.5	214.5	241.5	268.5 ※	-	-

※ Over this height please contact us

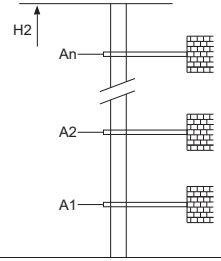

Mechanisms

	60QP25HB-G1		m/min	0 ~ 45	0 ~ 90	45kW
			t	5	2.5	
			m/min	0 ~ 22.5	0 ~ 45	560m
			t	10	5	>560m※
	60LVF25KL △		m/min	0 ~ 42	0 ~ 84	45kW
			t	5	2.5	
			m/min	0 ~ 21	0 ~ 42	710m
			t	10	5	>710m※
	DVF	m/min		0 ~ 60		5.5kW
	JH13F	rpm		0 ~ 0.7		2×5.5kW
	380V 50Hz(±5%) 380V 60Hz(±5%) 440V 60Hz(±5%)			75kVA		kVA

※ Please consult us △ Option

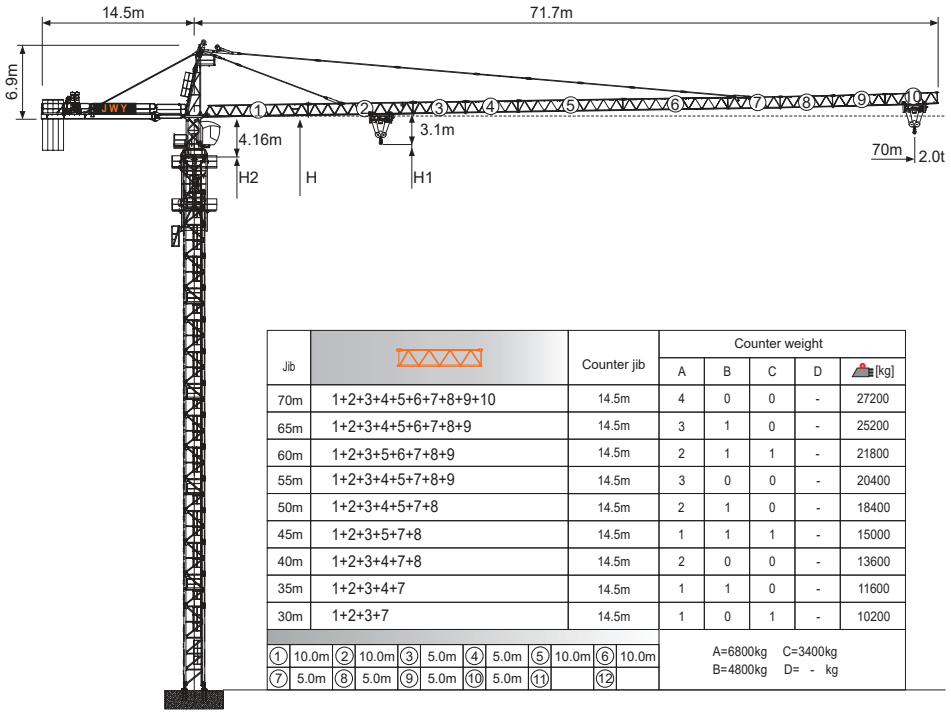

Jib		Counter jib	Counter weight A	B	C	D	[kg]
70m	1+2+3+4+5+6+7+8+9+10	14.5m	4	0	0	-	27200
65m	1+2+3+4+5+6+7+8+9	14.5m	3	1	0	-	25200
60m	1+2+3+5+6+7+8+9	14.5m	2	1	1	-	21800
55m	1+2+3+4+5+7+8+9	14.5m	3	0	0	-	20400
50m	1+2+3+4+5+7+8	14.5m	2	1	0	-	18400
45m	1+2+3+5+7+8	14.5m	1	1	1	-	15000
40m	1+2+3+4+7+8	14.5m	2	0	0	-	13600
35m	1+2+3+4+7	14.5m	1	1	0	-	11600
30m	1+2+3+7	14.5m	1	0	1	-	10200

① 10.0m ② 10.0m ③ 5.0m ④ 5.0m ⑤ 10.0m ⑥ 10.0m
⑦ 5.0m ⑧ 5.0m ⑨ 5.0m ⑩ 5.0m ⑪ ⑫

A=6800kg C=3400kg
B=4800kg D= - kg

Jib root hinge height

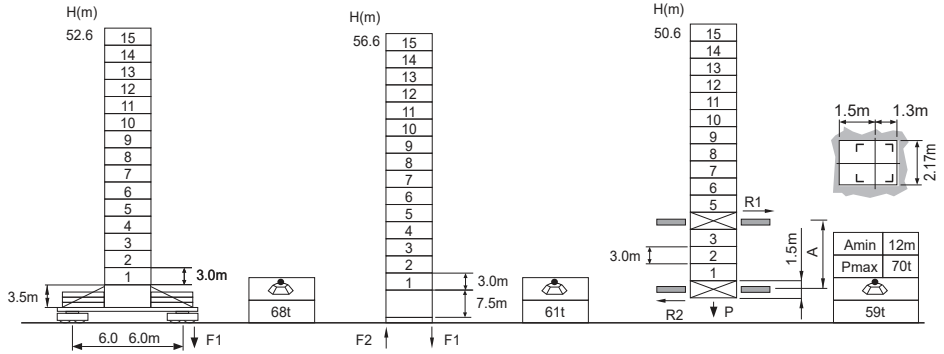

L68B2 ◪2.0m		
	H	Jib root hinge height (not include the fixing angle)
	H1	Height under hook: H1 = [H - 3.1m]
	H2	Tower body height: H2 = [H - 4.16m]

Total weight of free standing height (excludes counter weight and ballast)
Total weight of counter weight
Please consult with us in case higher freestanding height needed.

F Reactions
Please refer to the user manual for reaction force

Load diagrams

R	falls	R(C$_{MAX}$)	C$_{MAX}$	m	15	17	20	22	25	27	30	32	35	37	40	42	45	47	50	52	55	57	60	62	65	67	70
70m		3.0~28.9	6	t	6.0	6.0	6.0	6.0	6.0	6.0	5.77	5.36	4.83	4.52	4.12	3.89	3.57	3.38	3.13	2.98	2.77	2.64	2.47	2.36	2.22	2.13	2.00
		3.0~15.4	12	t	12.0	10.72	8.97	8.07	6.99	6.40	5.67	5.26	4.73	4.42	4.02	3.79	3.47	3.28	3.03	2.88	2.67	2.54	2.37	2.26	2.12	2.03	1.90
65m		3.0~29.8	6	t	6.0	6.0	6.0	6.0	6.0	6.0	5.95	5.53	4.99	4.67	4.26	4.02	3.69	3.50	3.24	3.08	2.87	2.74	2.56	2.45	2.30		
		3.0~15.8	12	t	12.0	11.04	9.25	8.32	7.21	6.61	5.85	5.43	4.89	4.57	4.16	3.92	3.59	3.40	3.14	2.98	2.77	2.64	2.46	2.35	2.20		
60m		3.0~31.9	6	t	6.0	6.0	6.0	6.0	6.0	6.0	6.0	5.98	5.40	5.06	4.62	4.36	4.02	3.81	3.53	3.36	3.13	3.00	2.80				
		3.0~16.9	12	t	12.0	11.89	9.97	8.98	7.79	7.15	6.34	5.88	5.30	4.96	4.52	4.26	3.92	3.71	3.43	3.26	3.03	2.90	2.70				
55m		3.0~34.0	6	t	6.0	6.0	6.0	6.0	6.0	6.0	6.0	6.0	5.81	5.45	4.98	4.71	4.34	4.12	3.82	3.64	3.40						
		3.0~18.1	12	t	12.0	12.0	10.70	9.64	8.37	7.68	6.82	6.34	5.71	5.35	4.88	4.61	4.24	4.02	3.72	3.54	3.30						
50m		3.0~35.3	6	t	6.0	6.0	6.0	6.0	6.0	6.0	6.0	6.0	6.0	5.70	5.21	4.92	4.54	4.31	4.00								
		3.0~18.8	12	t	12.0	12.0	11.15	10.05	8.73	8.02	7.12	6.62	5.97	5.60	5.11	4.82	4.44	4.21	3.90								
45m		3.0~37.1	6	t	6.0	6.0	6.0	6.0	6.0	6.0	6.0	6.0	6.0	6.0	5.51	5.21	4.80										
		3.0~19.7	12	t	12.0	12.0	11.75	10.59	9.21	8.46	7.52	6.99	6.31	5.92	5.41	5.11	4.70										
40m		3.0~38.2	6	t	6.0	6.0	6.0	6.0	6.0	6.0	6.0	6.0	6.0	6.0	5.7												
		3.0~20.3	12	t	12.0	12.0	12.0	10.93	9.51	8.74	7.77	7.23	6.53	6.13	5.60												
35m		3.0~35.0	6	t	6.0	6.0	6.0	6.0	6.0	6.0	6.0	6.0	6.0														
		3.0~20.3	12	t	12.0	12.0	12.0	10.93	9.51	8.74	7.77	7.23	6.53														
30m		3.0~30.0	6	t	6.0	6.0	6.0	6.0	6.0	6.0	6.0																
		3.0~20.3	12	t	12.0	12.0	12.0	10.93	9.51	8.74	7.77																

Anchorages

An[m]	A1	A2	A3	A4	A5	A6	A7	A8	A9	A10
	42.0	69.0	96.0	123.0	150.0	177.0	204.0	231.0	-	-
H2 [m]	82.5	106.5	133.5	160.5	187.5	214.5	241.5	268.5 ※	-	-

※ Over this height please contact us

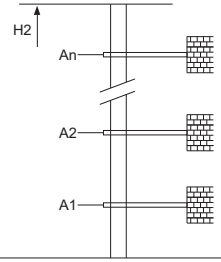

Mechanisms

	75QP30HS-G8	m/min	0~45	0~90	55kW	660m >660m※
		t	6.0	3.0		
		m/min	0~22.5	0~45		
		t	12.0	6.0		
	DVF	m/min	0~60		5.5kW	
	JH13F	rpm	0~0.7		2×5.5kW	
	380V 50Hz(±5%) 380V 60Hz(±5%) 440V 60Hz(±5%)		85kVA		kVA	

※ Please consult us △ Option

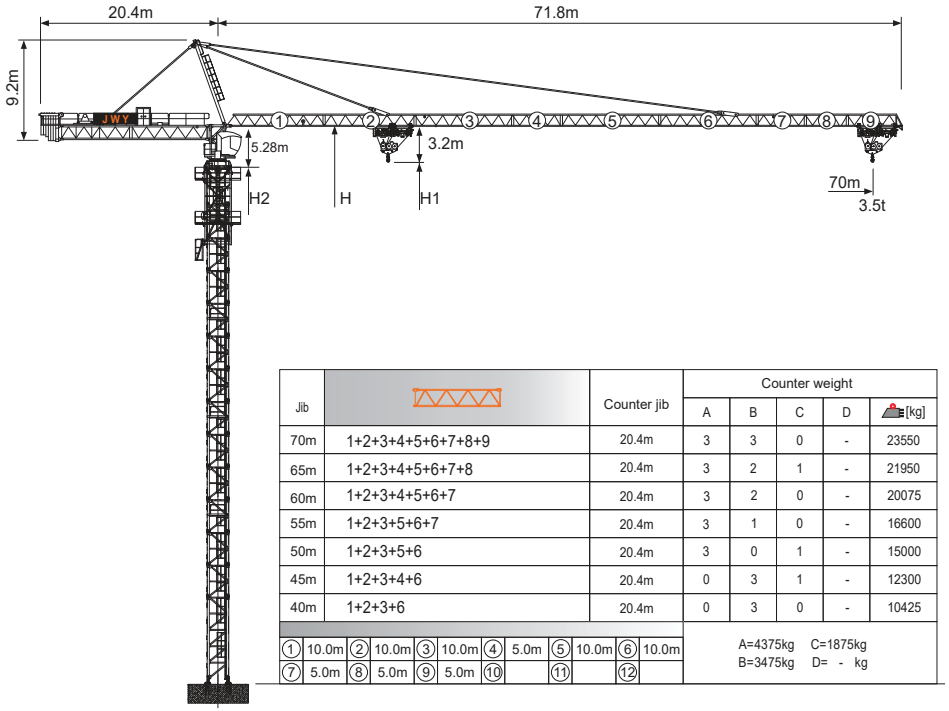

Jib		Counter jib	Counter weight A	B	C	D	[kg]
70m	1+2+3+4+5+6+7+8+9	20.4m	3	3	0	-	23550
65m	1+2+3+4+5+6+7+8	20.4m	3	2	1	-	21950
60m	1+2+3+4+5+6+7	20.4m	3	2	0	-	20075
55m	1+2+3+5+6+7	20.4m	3	1	0	-	16600
50m	1+2+3+5+6	20.4m	3	0	1	-	15000
45m	1+2+3+4+6	20.4m	0	3	1	-	12300
40m	1+2+3+6	20.4m	0	3	0	-	10425

① 10.0m ② 10.0m ③ 10.0m ④ 5.0m ⑤ 10.0m ⑥ 10.0m
⑦ 5.0m ⑧ 5.0m ⑨ 5.0m ⑩ ⑪ ⑫

A=4375kg C=1875kg
B=3475kg D= - kg

Jib root hinge height

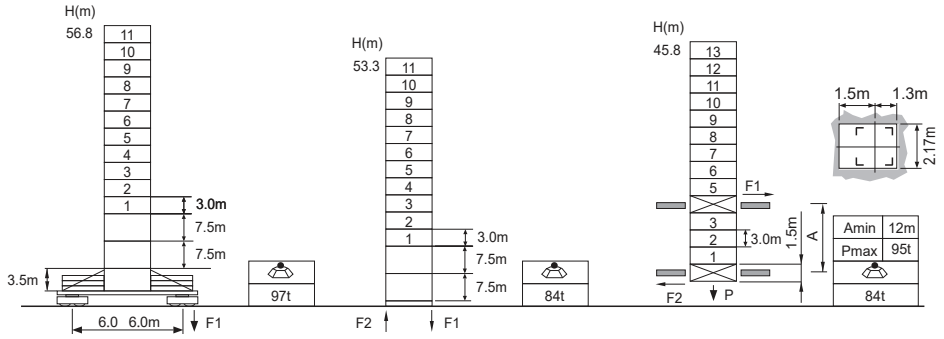

L68B2 ⍁2.0m		
	H	Jib root hinge height (not include the fixing angle)
	H1	Height under hook: H1 = [H - 3.2m]
	H2	Tower body height: H2 = [H - 5.28m]

Total weight of free standing height (excludes counter weight and ballast)
Total weight of counter weight
Please consult with us in case higher freestanding height needed.

F Reactions
Please refer to the user manual for reaction force

Load diagrams

R	falls	R(C$_{MAX}$)	C$_{MAX}$	m	15	17	20	22	25	27	30	32	35	37	40	42	45	47	50	52	55	57	60	62	65	67	70
70m		3.3~44.1	6	t	6.0	6.0	6.0	6.0	6.0	6.0	6.0	6.0	6.0	6.0	6.0	6.0	5.86	5.58	5.20	4.97	4.66	4.47	4.21	4.05	3.83	3.69	3.50
		3.3~22.8	12	t	12.0	12.0	12.0	12.0	10.52	9.63	8.53	7.91	7.12	6.66	6.06	5.70	5.23	4.95	4.57	4.34	4.03	3.84	3.58	3.42	3.20	3.06	2.87
65m		3.3~46.5	6	t	6.0	6.0	6.0	6.0	6.0	6.0	6.0	6.0	6.0	6.0	6.0	6.0	6.0	5.85	5.45	5.21	4.89	4.69	4.42	4.25	4.02		
		3.3~23.7	12	t	12.0	12.0	12.0	12.0	11.02	10.10	8.95	8.31	7.48	7.00	6.37	6.00	5.51	5.22	4.82	4.58	4.26	4.06	3.79	3.62	3.39		
60m		3.3~48.6	6	t	6.0	6.0	6.0	6.0	6.0	6.0	6.0	6.0	6.0	6.0	6.0	6.0	6.0	6.0	5.65	5.41	5.07	4.87	4.59				
		3.3~24.5	12	t	12.0	12.0	12.0	12.0	11.42	10.47	9.29	8.62	7.76	7.27	6.62	6.24	5.73	5.43	5.02	4.77	4.44	4.23	3.95				
55m		3.3~49.1	6	t	6.0	6.0	6.0	6.0	6.0	6.0	6.0	6.0	6.0	6.0	6.0	6.0	6.0	6.0	5.85	5.60	5.25						
		3.3~24.7	12	t	12.0	12.0	12.0	12.0	11.82	10.84	9.62	8.93	8.05	7.54	6.87	6.48	5.95	5.64	5.22	4.97	4.62						
50m		3.3~50.0	6	t	6.0	6.0	6.0	6.0	6.0	6.0	6.0	6.0	6.0	6.0	6.0	6.0	6.0	6.0	6.0								
		3.3~26.0	12	t	12.0	12.0	12.0	12.0	12.0	11.21	9.95	9.25	8.33	7.81	7.12	6.72	6.18	5.85	5.42								
45m		3.3~45.0	6	t	6.0	6.0	6.0	6.0	6.0	6.0	6.0	6.0	6.0	6.0	6.0	6.0	6.0										
		3.3~26.8	12	t	12.0	12.0	12.0	12.0	12.0	11.58	10.29	9.56	8.62	8.08	7.37	6.95	6.40										
40m		3.3~40.0	6	t	6.0	6.0	6.0	6.0	6.0	6.0	6.0	6.0	6.0	6.0	6.0												
		3.3~27.2	12	t	12.0	12.0	12.0	12.0	12.0	12.0	10.79	10.03	9.05	8.48	7.75												

Anchorages

An[m]	A1	A2	A3	A4	A5	A6	A7	A8	A9	A10
	37.5	64.5	91.5	118.5	145.5	172.5	199.5	226.5	253.5	-
H2 [m]	75.0	102.0	129.0	156.0	183.0	210.0	237.0	224.0	291.0 ※	-

※ Over this height please contact us

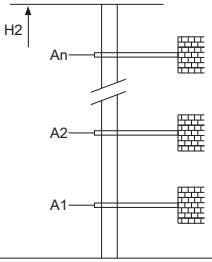

Mechanisms

	75QFK30		m/min	45	90	55KW
			t	6	3	
			m/min	22.5	40	
			t	12	6	
	DVF	m/min		0~65		5.5kW
	RCV145	rpm		0~0.8		2x7.5kW
	380V 50Hz(±5%) 380V 60Hz(±5%) 440V 60Hz(±5%)			90kVA		kVA

730m
>730m※

※ Please consult us △ Option

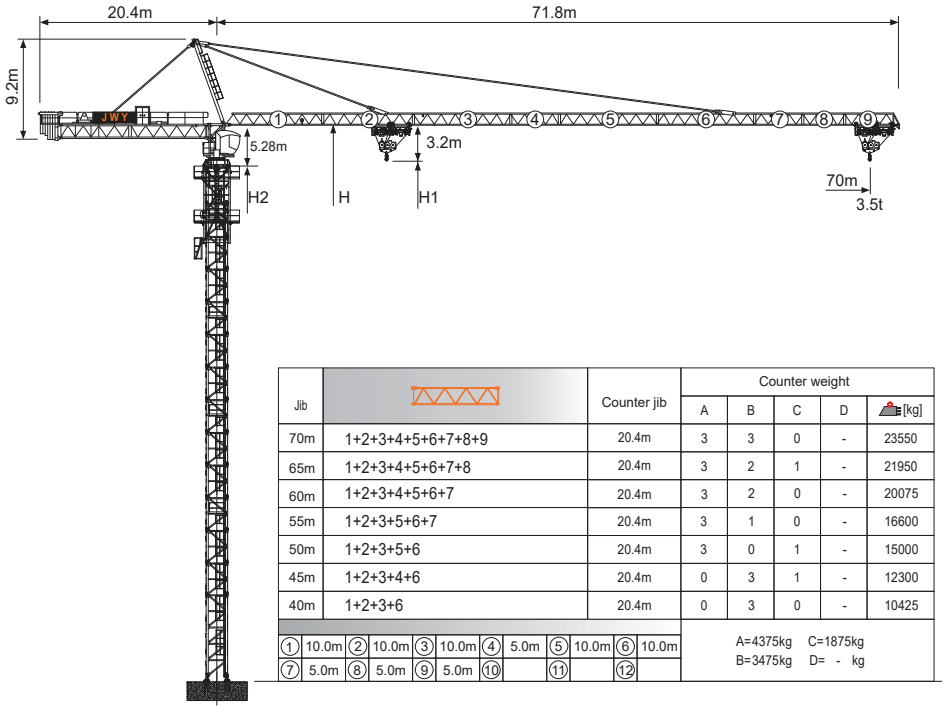

Jib		Counter jib	Counter weight A	B	C	D	[kg]
70m	1+2+3+4+5+6+7+8+9	20.4m	3	3	0	-	23550
65m	1+2+3+4+5+6+7+8	20.4m	3	2	1	-	21950
60m	1+2+3+4+5+6+7	20.4m	3	2	0	-	20075
55m	1+2+3+5+6+7	20.4m	3	1	0	-	16600
50m	1+2+3+5+6	20.4m	3	0	1	-	15000
45m	1+2+3+4+6	20.4m	0	3	1	-	12300
40m	1+2+3+6	20.4m	0	3	0	-	10425

① 10.0m ② 10.0m ③ 10.0m ④ 5.0m ⑤ 10.0m ⑥ 10.0m
⑦ 5.0m ⑧ 5.0m ⑨ 5.0m ⑩ ⑪ ⑫

A=4375kg C=1875kg
B=3475kg D= - kg

Jib root hinge height

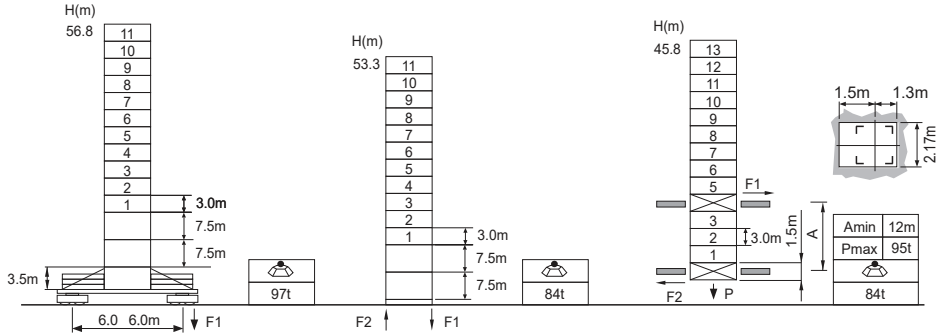

L68B2 ⊠2.0m		
	H	Jib root hinge height (not include the fixing angle)
	H1	Height under hook: H1 = [H - 3.2m]
	H2	Tower body height: H2 = [H - 5.28m]

Total weight of free standing height (excludes counter weight and ballast)
Total weight of counter weight
Please consult with us in case higher freestanding height needed.

F Reactions
Please refer to the user manual for reaction force

Load diagrams

R	falls	R(C$_{MAX}$)	C$_{MAX}$	m	15	17	20	22	25	27	30	32	35	37	40	42	45	47	50	52	55	57	60	22	65	67	70
70m		3.3~34.0	8	t	8.0	8.0	8.0	8.0	8.0	8.0	8.0	8.0	7.75	7.29	6.69	6.33	5.86	5.58	5.20	4.97	4.66	4.47	4.21	4.05	3.83	3.69	3.50
		3.3~17.1	16	t	16.0	16.0	13.49	12.14	10.52	9.63	8.53	7.91	7.12	6.66	6.06	5.70	5.23	4.95	4.57	4.34	4.03	3.84	3.58	3.42	3.20	3.06	2.87
65m		3.3~35.4	8t	t	8.0	8.0	8.0	8.0	8.0	8.0	8.0	8.0	8.0	7.63	7.00	6.63	6.14	5.85	5.45	5.21	4.89	4.69	4.42	4.25	4.02		
		3.3~17.8	16	t	16.0	16.0	14.12	12.71	11.02	10.10	8.95	8.31	7.48	7.00	6.37	6.00	5.51	5.22	4.82	4.58	4.26	4.06	3.79	3.62	3.39		
60m		3.3~36.5	8	t	8.0	8.0	8.0	8.0	8.0	8.0	8.0	8.0	8.0	7.90	7.25	6.87	6.36	6.06	5.65	5.41	5.07	4.87	4.59				
		3.3~18.4	16	t	16	16	14.62	13.17	11.42	10.47	9.29	8.62	7.76	7.27	6.62	6.24	5.73	5.43	5.02	4.77	4.44	4.23	3.95				
55m		3.3~37.7	8	t	8.0	8.0	8.0	8.0	8.0	8.0	8.0	8.0	8.0	8.0	7.50	7.11	6.59	6.27	5.85	5.60	5.25						
		3.3~18.9	16	t	16.0	16.0	15.12	13.62	11.82	10.84	9.62	8.93	8.05	7.54	6.87	6.48	5.95	5.64	5.22	4.97	4.62						
50m		3.3~38.8	8	t	8.0	8.0	8.0	8.0	8.0	8.0	8.0	8.0	8.0	8.0	7.75	7.35	6.81	6.49	6.05								
		3.3~19.5	16	t	16.0	16.0	15.62	14.07	12.22	11.21	9.95	9.25	8.33	7.81	7.12	6.72	6.18	5.85	5.42								
45m		3.3~40.0	8	t	8.0	8.0	8.0	8.0	8.0	8.0	8.0	8.0	8.0	8.0	8.0	7.59	7.03										
		3.3~20.1	16	t	16.0	16.0	16.0	14.53	12.62	11.58	10.29	9.56	8.62	8.08	7.37	6.95	6.40										
40m		3.3~40.0	8	t	8.0	8.0	8.0	8.0	8.0	8.0	8.0	8.0	8.0	8.0	8.0												
		3.3~20.1	16	t	16.0	16.0	16.0	15.21	13.22	12.14	10.79	10.03	9.05	8.48	7.75												

Anchorages

An[m]	A1	A2	A3	A4	A5	A6	A7	A8	A9	A10
	37.5	64.5	91.5	118.5	145.5	172.5	199.5	226.5	253.5	-
H2 [m]	75.0	102.0	129.0	156.0	183.0	210.0	237.0	224.0	291.0 ※	-

※ Over this height please contact us

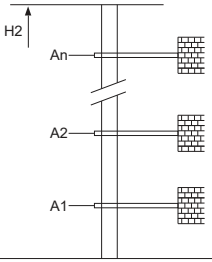

Mechanisms

	75JLF40	m/min	50	74	75KW	790m >790m※
		t	8	4		
		m/min	25	37		
		t	16	8		
	DVF	m/min	0~65		7.5kW	
	RCV145	rpm	0~0.8		2x7.5kW	
	380V 50Hz(±5%) 380V 60Hz(±5%) 440V 60Hz(±5%)		115kVA		kVA	

※ Please consult us △ Option

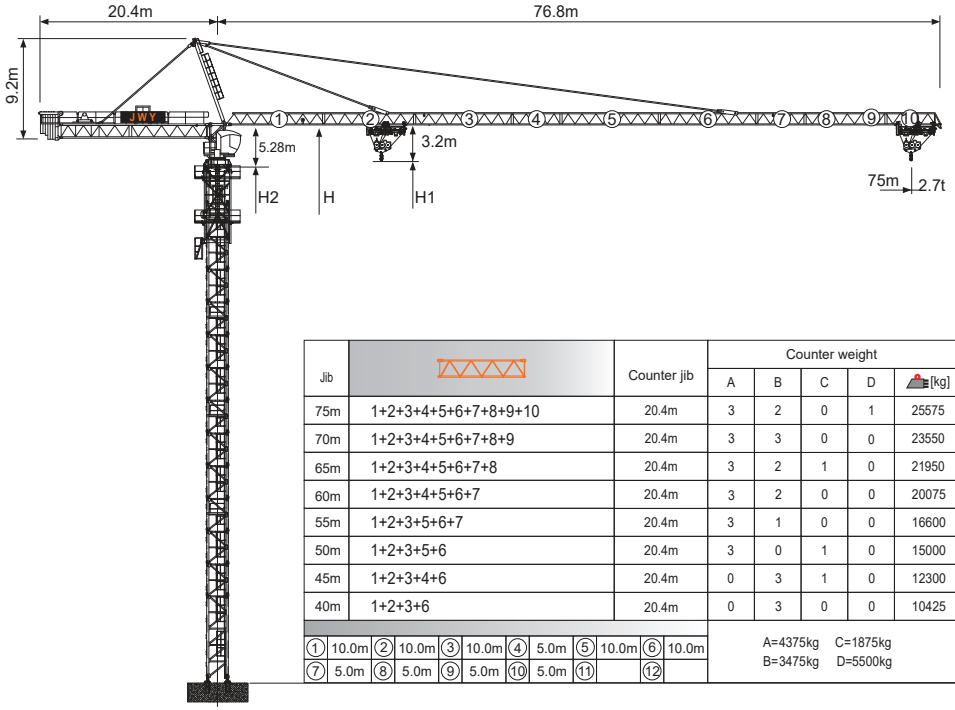

Jib		Counter jib	Counter weight A	B	C	D	[kg]
75m	1+2+3+4+5+6+7+8+9+10	20.4m	3	2	0	1	25575
70m	1+2+3+4+5+6+7+8+9	20.4m	3	3	0	0	23550
65m	1+2+3+4+5+6+7+8	20.4m	3	2	1	0	21950
60m	1+2+3+4+5+6+7	20.4m	3	2	0	0	20075
55m	1+2+3+5+6+7	20.4m	3	1	0	0	16600
50m	1+2+3+5+6	20.4m	3	0	1	0	15000
45m	1+2+3+4+6	20.4m	0	3	1	0	12300
40m	1+2+3+6	20.4m	0	3	0	0	10425

① 10.0m ② 10.0m ③ 10.0m ④ 5.0m ⑤ 10.0m ⑥ 10.0m
⑦ 5.0m ⑧ 5.0m ⑨ 5.0m ⑩ 5.0m ⑪ ⑫

A=4375kg C=1875kg
B=3475kg D=5500kg

Jib root hinge height

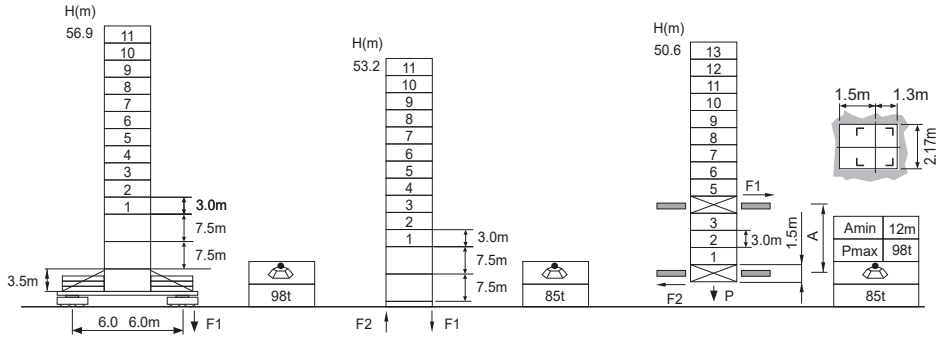

L68B2 ⊠2.0m		
	H	Jib root hinge height (not include the fixing angle)
	H1	Height under hook: H1 = [H - 3.2m]
	H2	Tower body height: H2 = [H - 5.28m]

Total weight of free standing height (excludes counter weight and ballast)
Total weight of counter weight
Please consult with us in case higher freestanding height needed.

F Reactions
Please refer to the user manual for reaction force

Load diagrams

R	falls	R(C$_{MAX}$)	C$_{MAX}$	m	15	17	20	22	25	27	30	32	35	37	40	42	45	47	50	52	55	57	60	22	65	67	70	72	75
75m		3.3~29.5	8	t	8.0	8.0	8.0	8.0	8.0	8.0	7.87	7.33	6.64	6.24	5.71	5.41	5.00	4.75	4.42	4.22	3.95	3.76	3.56	3.42	3.23	3.11	2.94	2.84	2.70
		3.3~14.8	16	t	15.85	13.83	11.55	10.37	8.96	8.19	7.24	6.70	6.01	5.61	5.08	4.77	4.36	4.12	3.79	3.59	3.32	3.16	2.93	2.79	2.60	2.48	2.31	2.21	2.07
70m		3.3~34.0	8	t	8.0	8.0	8.0	8.0	8.0	8.0	8.0	8.0	7.75	7.29	6.69	6.33	5.86	5.58	5.20	4.97	4.66	4.47	4.21	4.05	3.83	3.69	3.50		
		3.3~17.1	16	t	16.0	16.0	13.49	12.14	10.52	9.63	8.53	7.91	7.12	6.66	6.06	5.70	5.23	4.95	4.57	4.34	4.03	3.84	3.58	3.42	3.20	3.06	2.87		
65m		3.3~35.4	8	t	8.0	8.0	8.0	8.0	8.0	8.0	8.0	8.0	8.0	7.63	7.00	6.63	6.14	5.85	5.45	5.21	4.89	4.69	4.42	4.25	4.02				
		3.3~17.8	16	t	16.0	16.0	14.12	12.71	11.02	10.10	8.95	8.31	7.48	7.00	6.37	6.00	5.51	5.22	4.82	4.58	4.26	4.06	3.79	3.62	3.39				
60m		3.3~36.5	8	t	8.0	8.0	8.0	8.0	8.0	8.0	8.0	8.0	8.0	7.90	7.25	6.87	6.36	6.06	5.65	5.41	5.07	4.87	4.59						
		3.3~18.4	16	t	16	16	14.62	13.17	11.42	10.47	9.29	8.62	7.76	7.27	6.62	6.24	5.73	5.43	5.02	4.77	4.44	4.23	3.95						
55m		3.3~37.7	8	t	8.0	8.0	8.0	8.0	8.0	8.0	8.0	8.0	8.0	8.0	7.50	7.11	6.59	6.27	5.85	5.60	5.25								
		3.3~18.9	16	t	16.0	16.0	15.12	13.62	11.82	10.84	9.62	8.93	8.05	7.54	6.87	6.48	5.95	5.64	5.22	4.97	4.62								
50m		3.3~38.8	8	t	8.0	8.0	8.0	8.0	8.0	8.0	8.0	8.0	8.0	8.0	7.75	7.35	6.81	6.49	6.05										
		3.3~19.5	16	t	16.0	16.0	15.62	14.07	12.22	11.21	9.95	9.25	8.33	7.81	7.12	6.72	6.18	5.85	5.42										
45m		3.3~40.0	8	t	8.0	8.0	8.0	8.0	8.0	8.0	8.0	8.0	8.0	8.0	8.0	7.59	7.03												
		3.3~20.1	16	t	16.0	16.0	16.0	14.53	12.62	11.58	10.29	9.56	8.62	8.08	7.37	6.95	6.40												
40m		3.3~40.0	8	t	8.0	8.0	8.0	8.0	8.0	8.0	8.0	8.0	8.0	8.0	8.0														
		3.3~20.1	16	t	16.0	16.0	16.0	15.21	13.22	12.14	10.79	10.03	9.05	8.48	7.75														

Anchorages

An[m]	A1	A2	A3	A4	A5	A6	A7	A8	A9	A10
	37.5	64.5	91.5	118.5	145.5	172.5	199.5	226.5	253.5	-
H2 [m]	75.0	102.0	129.0	156.0	183.0	210.0	237.0	224.0	291.0 ※	-

※ Over this height please contact us

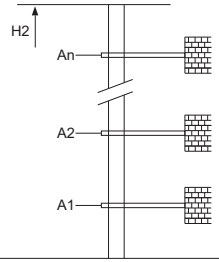

Mechanisms

	75JLF40		m/min	50	74	75KW 790m >790m※
			t	8	4	
			m/min	25	37	
			t	16	8	
	DVF	m/min		0 ~ 65		7.5kW
	RCV145	rpm		0 ~ 0.8		2x7.5kW
	380V 50Hz(±5%) 380V 60Hz(±5%) 440V 60Hz(±5%)			115kVA		kVA

※ Please consult us △ Option